

LOTE Vietnamese Second Language

Graded Assessment 1 COURSEWORK UNIT 3

2017

Table of Grade Distribution by Gender

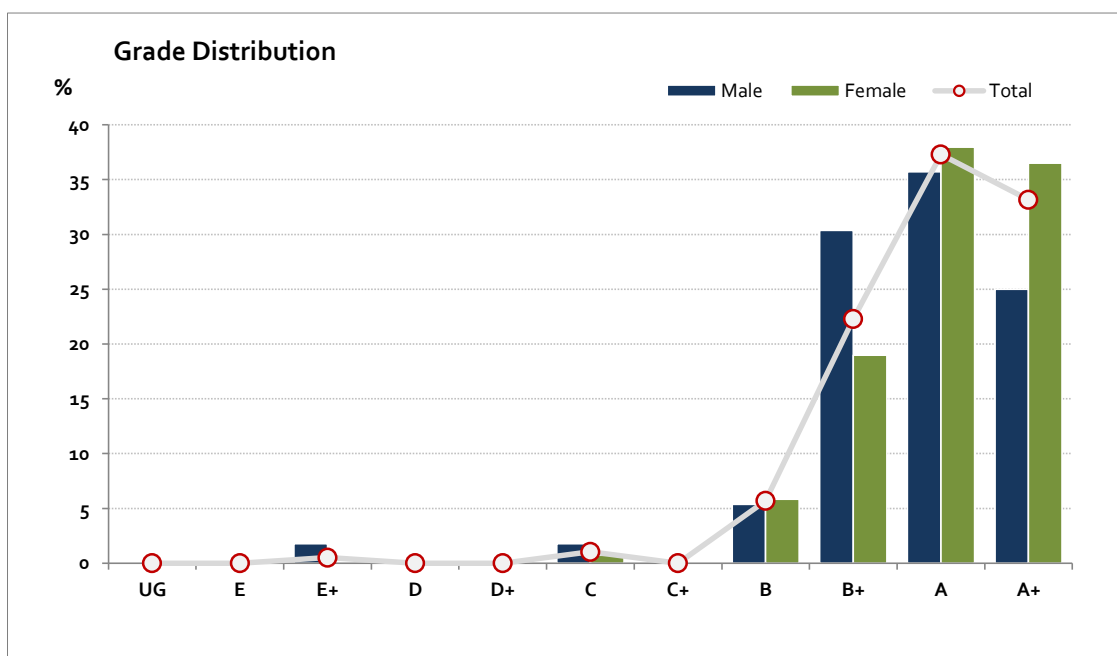
Grade		UG	E	E+	D	D+	C	C+	B	B+	A	A+	NR	Total
Male	n	0	0	1	0	0	1	0	3	17	20	14	0	56
	%	0.0	0.0	1.8	0.0	0.0	1.8	0.0	5.4	30.4	35.7	25.0	0.0	100.0
Female	n	0	0	0	0	0	1	0	8	26	52	50	0	137
	%	0.0	0.0	0.0	0.0	0.0	0.7	0.0	5.8	19.0	38.0	36.5	0.0	100.0
Gender X	n	0	0	0	0	0	0	0	0	0	0	0	0	0
	%	0.0	0.0	0.0	0.0	0.0	0.0	0.0	0.0	0.0	0.0	0.0	0.0	0.0
Total	n	0	0	1	0	0	2	0	11	43	72	64	0	193
	%	0.0	0.0	0.5	0.0	0.0	1.0	0.0	5.7	22.3	37.3	33.2	0.0	100
Score Ranges		0-2	3-4	5-9	10-14	15-19	20-24	25-25	26-33	34-40	41-46	47-50	N/A	Max 50

For privacy reasons, a gender with less than 5 students assessed has been assigned to the category of NR (Not Reported).

Summary Statistics:	
Mean	42.6
Std Dev	6.3
Median	A

Not Assessed:	
Male	0
Female	1
Gender X	0
Total	1

Total Enrolments incl. Not Assessed:	
Male	56
Female	138
Gender X	0
Total	194



Gender X numbers are too low for a graph to be meaningful

The Victorian Curriculum and Assessment Authority provides high quality curriculum, assessment and reporting to enable learning for life.

LOTE Vietnamese Second Language

Graded Assessment 2 COURSEWORK UNIT 4

2017

Table of Grade Distribution by Gender

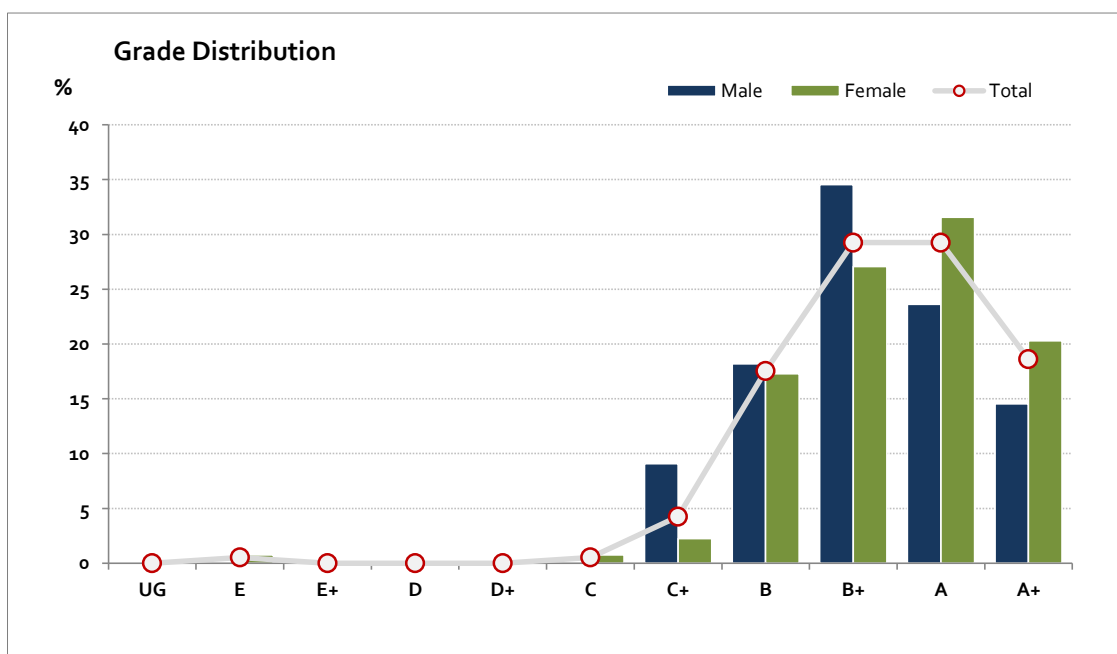
Grade		UG	E	E+	D	D+	C	C+	B	B+	A	A+	NR	Total
Male	n	0	0	0	0	0	0	5	10	19	13	8	0	55
	%	0.0	0.0	0.0	0.0	0.0	0.0	9.1	18.2	34.5	23.6	14.5	0.0	100.0
Female	n	0	1	0	0	0	1	3	23	36	42	27	0	133
	%	0.0	0.8	0.0	0.0	0.0	0.8	2.3	17.3	27.1	31.6	20.3	0.0	100.0
Gender X	n	0	0	0	0	0	0	0	0	0	0	0	0	0
	%	0.0	0.0	0.0	0.0	0.0	0.0	0.0	0.0	0.0	0.0	0.0	0.0	0.0
Total	n	0	1	0	0	0	1	8	33	55	55	35	0	188
	%	0.0	0.5	0.0	0.0	0.0	0.5	4.3	17.6	29.3	29.3	18.6	0.0	100
Score Ranges		0-4	5-9	10-14	15-19	20-24	25-26	27-33	34-39	40-45	46-48	49-50	N/A	Max 50

For privacy reasons, a gender with less than 5 students assessed has been assigned to the category of NR (Not Reported).

Summary Statistics:	
Mean	43.2
Std Dev	6.1
Median	B+

Not Assessed:	
Male	1
Female	5
Gender X	0
Total	6

Total Enrolments incl. Not Assessed:	
Male	56
Female	138
Gender X	0
Total	194



Gender X numbers are too low for a graph to be meaningful

The Victorian Curriculum and Assessment Authority provides high quality curriculum, assessment and reporting to enable learning for life.

LOTE Vietnamese Second Language

Graded Assessment 3 ORAL AND WRITTEN EXAMINATION

2017

Table of Grade Distribution by Gender

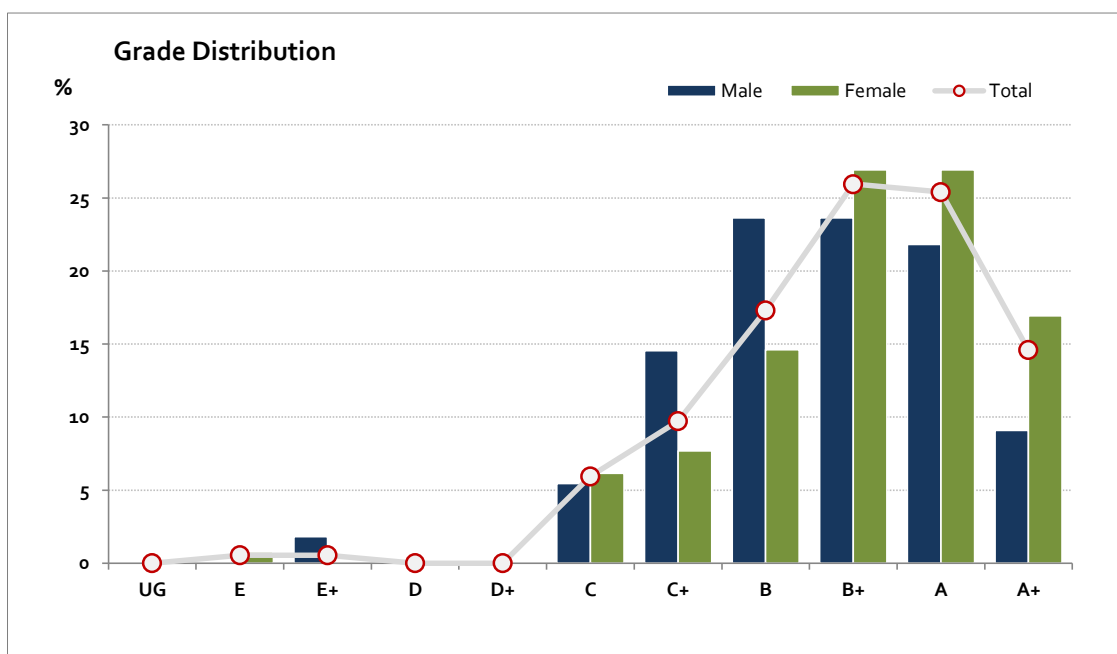
Grade		UG	E	E+	D	D+	C	C+	B	B+	A	A+	NR	Total
Male	n	0	0	1	0	0	3	8	13	13	12	5	0	55
	%	0.0	0.0	1.8	0.0	0.0	5.5	14.5	23.6	23.6	21.8	9.1	0.0	100.0
Female	n	0	1	0	0	0	8	10	19	35	35	22	0	130
	%	0.0	0.8	0.0	0.0	0.0	6.2	7.7	14.6	26.9	26.9	16.9	0.0	100.0
Gender X	n	0	0	0	0	0	0	0	0	0	0	0	0	0
	%	0.0	0.0	0.0	0.0	0.0	0.0	0.0	0.0	0.0	0.0	0.0	0.0	0.0
Total	n	0	1	1	0	0	11	18	32	48	47	27	0	185
	%	0.0	0.5	0.5	0.0	0.0	5.9	9.7	17.3	25.9	25.4	14.6	0.0	100
Score Ranges		0-39	40-79	80-119	120-159	160-199	200-252	253-284	285-315	316-338	339-357	358-400	N/A	Max 400

For privacy reasons, a gender with less than 5 students assessed has been assigned to the category of NR (Not Reported).

Summary Statistics:	
Mean	319.5
Std Dev	44.5
Median	B+

Not Assessed:	
Male	1
Female	8
Gender X	0
Total	9

Total Enrolments incl. Not Assessed:	
Male	56
Female	138
Gender X	0
Total	194



Gender X numbers are too low for a graph to be meaningful

The Victorian Curriculum and Assessment Authority provides high quality curriculum, assessment and reporting to enable learning for life.