

LOTE Chinese Second Language Advanced

Graded Assessment 1 COURSEWORK UNIT 3

2019

Table of Grade Distribution by Gender

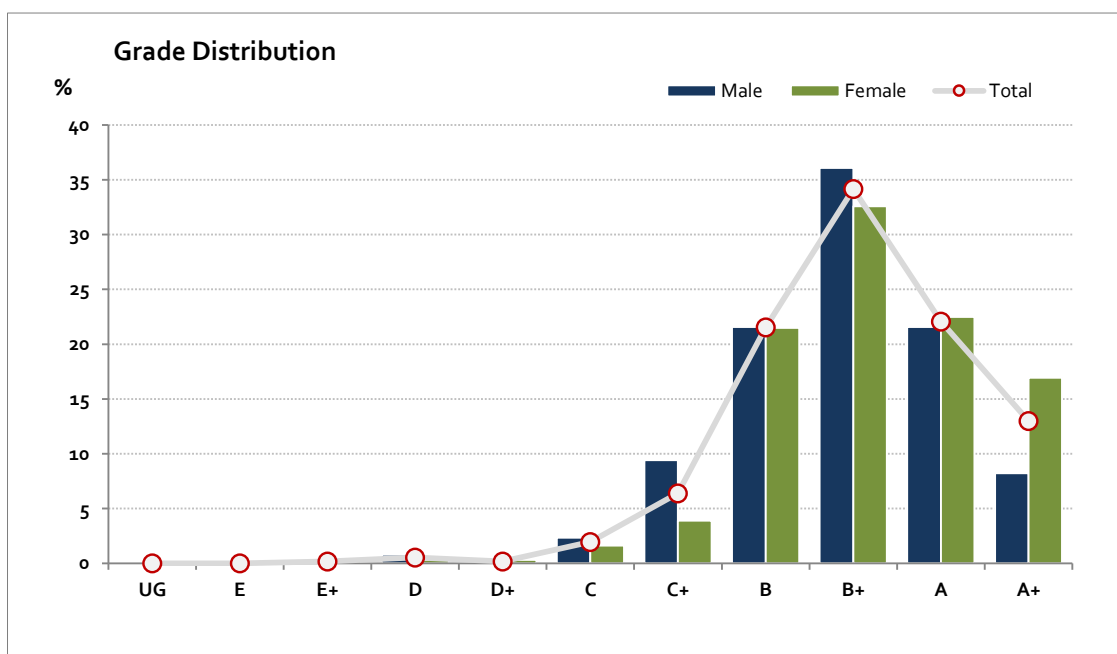
Grade		UG	E	E+	D	D+	C	C+	B	B+	A	A+	NR	Total
Male	n	0	0	0	2	0	6	24	55	92	55	21	0	255
	%	0.0	0.0	0.0	0.8	0.0	2.4	9.4	21.6	36.1	21.6	8.2	0.0	100.0
Female	n	0	0	1	1	1	5	12	66	100	69	52	0	307
	%	0.0	0.0	0.3	0.3	0.3	1.6	3.9	21.5	32.6	22.5	16.9	0.0	100.0
Gender X	n	0	0	0	0	0	0	0	0	0	0	0	0	0
	%	0.0	0.0	0.0	0.0	0.0	0.0	0.0	0.0	0.0	0.0	0.0	0.0	0.0
Total	n	0	0	1	3	1	11	36	121	192	124	73	0	562
	%	0.0	0.0	0.2	0.5	0.2	2.0	6.4	21.5	34.2	22.1	13.0	0.0	100.0
Score Ranges		0-4	5-9	10-14	15-19	20-24	25-29	30-34	35-40	41-44	45-47	48-50	N/A	Max 50

For privacy reasons, a gender with less than 5 students assessed has been assigned to the category of NR (Not Reported).

Summary Statistics:	
Mean	42
Std Dev	5.4
Median	B+

Not Assessed:	
Male	3
Female	3
Gender X	0
Total	6

Total Enrolments incl. Not Assessed:	
Male	258
Female	310
Gender X	0
Total	568



Gender X numbers are too low for a graph to be meaningful

LOTE Chinese Second Language Advanced

Graded Assessment 2 COURSEWORK UNIT 4

2019

Table of Grade Distribution by Gender

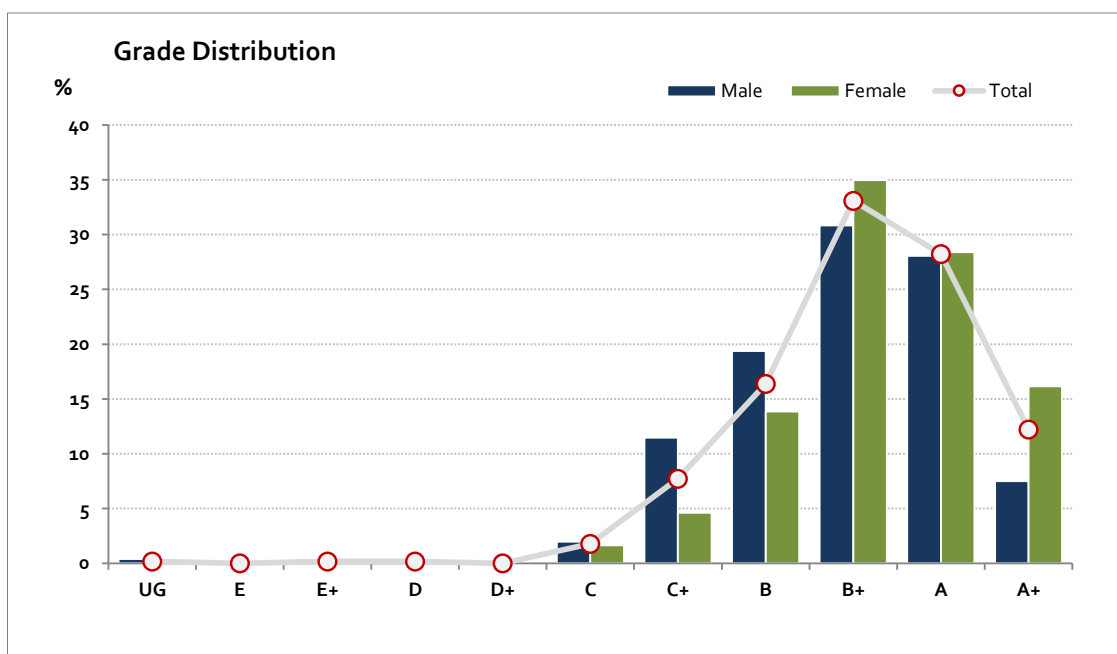
Grade		UG	E	E+	D	D+	C	C+	B	B+	A	A+	NR	Total
Male	n	1	0	1	0	0	5	29	49	78	71	19	0	253
	%	0.4	0.0	0.4	0.0	0.0	2.0	11.5	19.4	30.8	28.1	7.5	0.0	100.0
Female	n	0	0	0	1	0	5	14	42	106	86	49	0	303
	%	0.0	0.0	0.0	0.3	0.0	1.7	4.6	13.9	35.0	28.4	16.2	0.0	100.0
Gender X	n	0	0	0	0	0	0	0	0	0	0	0	0	0
	%	0.0	0.0	0.0	0.0	0.0	0.0	0.0	0.0	0.0	0.0	0.0	0.0	0.0
Total	n	1	0	1	1	0	10	43	91	184	157	68	0	556
	%	0.2	0.0	0.2	0.2	0.0	1.8	7.7	16.4	33.1	28.2	12.2	0.0	100.0
Score Ranges		0-4	5-9	10-14	15-19	20-24	25-29	30-34	35-39	40-43	44-47	48-50	N/A	Max 50

For privacy reasons, a gender with less than 5 students assessed has been assigned to the category of NR (Not Reported).

Summary Statistics:	
Mean	41.8
Std Dev	5.5
Median	B+

Not Assessed:	
Male	5
Female	7
Gender X	0
Total	12

Total Enrolments incl. Not Assessed:	
Male	258
Female	310
Gender X	0
Total	568



Gender X numbers are too low for a graph to be meaningful

LOTE Chinese Second Language Advanced

Graded Assessment 3 ORAL AND WRITTEN EXAMINATION

2019

Table of Grade Distribution by Gender

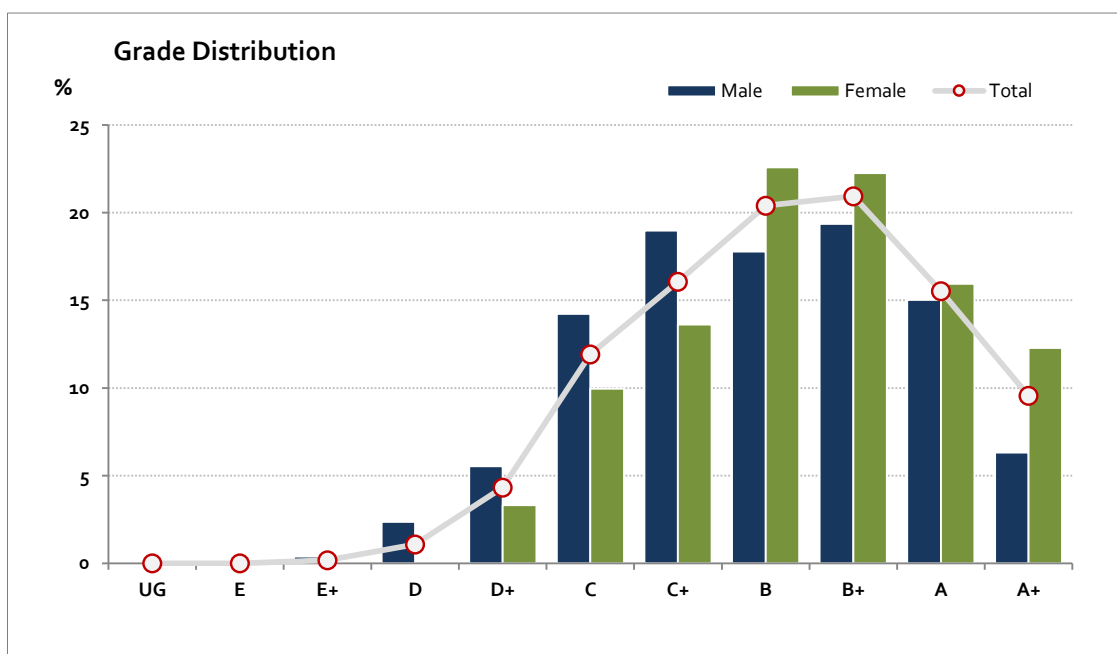
Grade		UG	E	E+	D	D+	C	C+	B	B+	A	A+	NR	Total
Male	n	0	0	1	6	14	36	48	45	49	38	16	0	253
	%	0.0	0.0	0.4	2.4	5.5	14.2	19.0	17.8	19.4	15.0	6.3	0.0	100.0
Female	n	0	0	0	0	10	30	41	68	67	48	37	0	301
	%	0.0	0.0	0.0	0.0	3.3	10.0	13.6	22.6	22.3	15.9	12.3	0.0	100.0
Gender X	n	0	0	0	0	0	0	0	0	0	0	0	0	0
	%	0.0	0.0	0.0	0.0	0.0	0.0	0.0	0.0	0.0	0.0	0.0	0.0	0.0
Total	n	0	0	1	6	24	66	89	113	116	86	53	0	554
	%	0.0	0.0	0.2	1.1	4.3	11.9	16.1	20.4	20.9	15.5	9.6	0.0	100.0
Score Ranges		0-19	20-39	40-79	80-199	200-239	240-272	273-295	296-315	316-332	333-349	350-400	N/A	Max 400

For privacy reasons, a gender with less than 5 students assessed has been assigned to the category of NR (Not Reported).

Summary Statistics:	
Mean	305.1
Std Dev	38.7
Median	B

Not Assessed:	
Male	5
Female	9
Gender X	0
Total	14

Total Enrolments incl. Not Assessed:	
Male	258
Female	310
Gender X	0
Total	568



Gender X numbers are too low for a graph to be meaningful