

## LOTE Chinese Second Language

### Graded Assessment 1 COURSEWORK UNIT 3

2019

Table of Grade Distribution by Gender

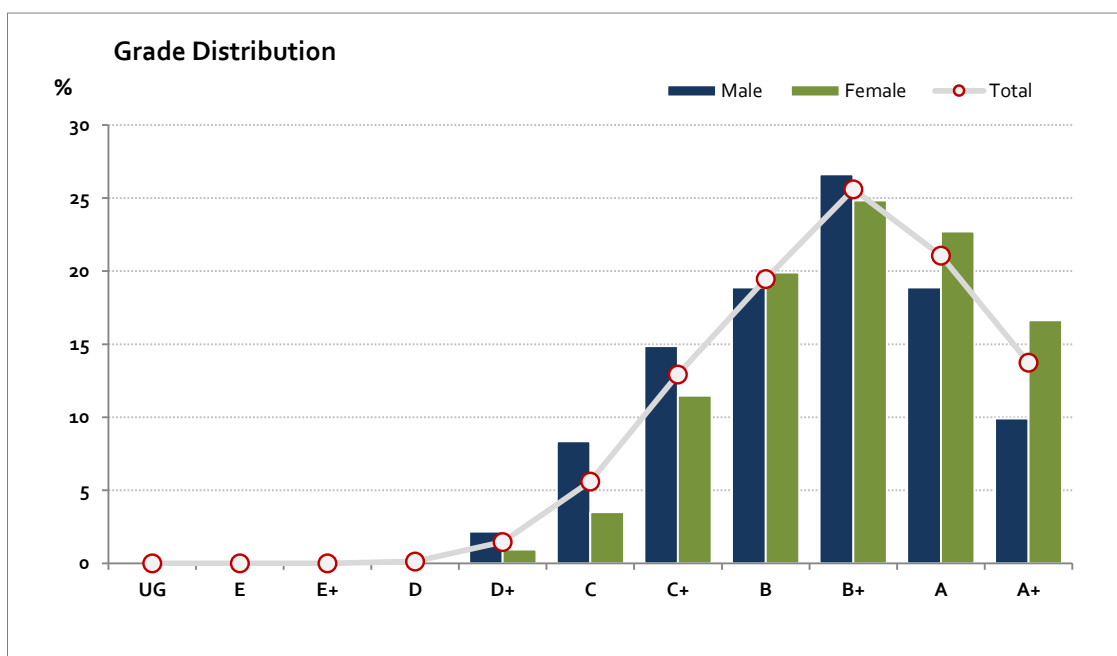
Grade		UG	E	E+	D	D+	C	C+	B	B+	A	A+	NR	Total
Male	n	0	0	0	1	7	27	48	61	86	61	32	0	323
	%	0.0	0.0	0.0	0.3	2.2	8.4	14.9	18.9	26.6	18.9	9.9	0.0	100.0
Female	n	0	0	0	0	4	15	49	85	106	97	71	0	427
	%	0.0	0.0	0.0	0.0	0.9	3.5	11.5	19.9	24.8	22.7	16.6	0.0	100.0
Gender X	n	0	0	0	0	0	0	0	0	0	0	0	0	0
	%	0.0	0.0	0.0	0.0	0.0	0.0	0.0	0.0	0.0	0.0	0.0	0.0	0.0
Total	n	0	0	0	1	11	42	97	146	192	158	103	0	750
	%	0.0	0.0	0.0	0.1	1.5	5.6	12.9	19.5	25.6	21.1	13.7	0.0	100.0
Score Ranges		0-4	5-9	10-14	15-19	20-24	25-29	30-35	36-39	40-43	44-46	47-50	N/A	Max 50

For privacy reasons, a gender with less than 5 students assessed has been assigned to the category of NR (Not Reported).

Summary Statistics:	
Mean	40.2
Std Dev	6.1
Median	B+

Not Assessed:	
Male	2
Female	1
Gender X	0
Total	3

Total Enrolments incl. Not Assessed:	
Male	325
Female	428
Gender X	0
Total	753



Gender X numbers are too low for a graph to be meaningful

## LOTE Chinese Second Language

### Graded Assessment 2 COURSEWORK UNIT 4

2019

Table of Grade Distribution by Gender

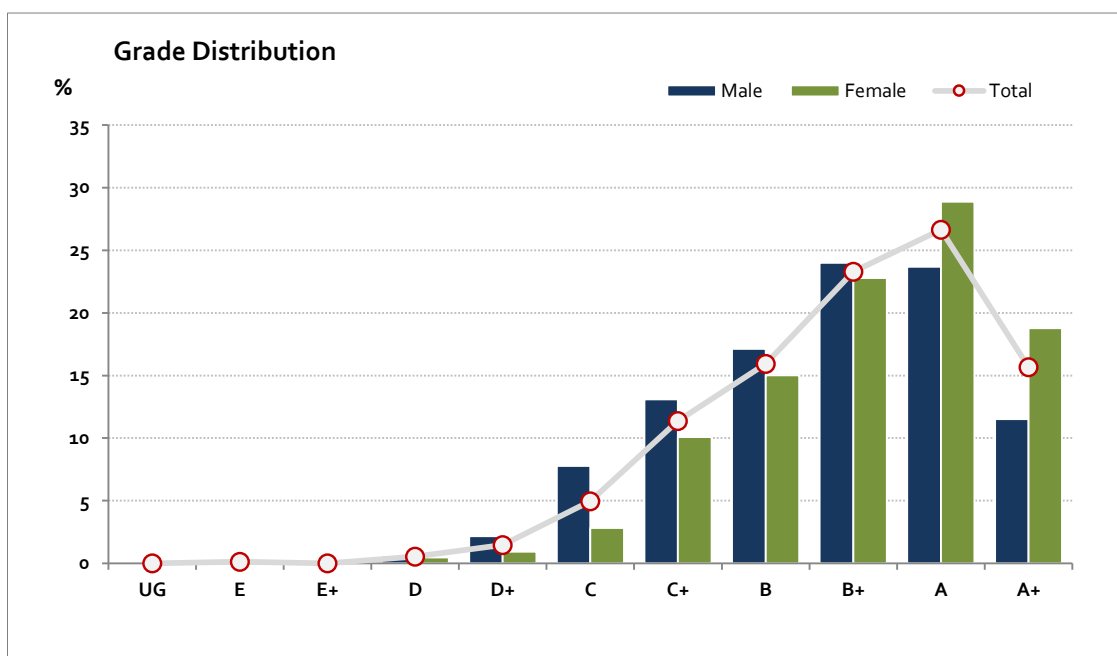
Grade		UG	E	E+	D	D+	C	C+	B	B+	A	A+	NR	Total
Male	n	0	0	0	2	7	25	42	55	77	76	37	0	321
	%	0.0	0.0	0.0	0.6	2.2	7.8	13.1	17.1	24.0	23.7	11.5	0.0	100.0
Female	n	0	1	0	2	4	12	43	64	97	123	80	0	426
	%	0.0	0.2	0.0	0.5	0.9	2.8	10.1	15.0	22.8	28.9	18.8	0.0	100.0
Gender X	n	0	0	0	0	0	0	0	0	0	0	0	0	0
	%	0.0	0.0	0.0	0.0	0.0	0.0	0.0	0.0	0.0	0.0	0.0	0.0	0.0
Total	n	0	1	0	4	11	37	85	119	174	199	117	0	747
	%	0.0	0.1	0.0	0.5	1.5	5.0	11.4	15.9	23.3	26.6	15.7	0.0	100.0
Score Ranges		0-4	5-9	10-14	15-19	20-24	25-29	30-34	35-38	39-42	43-46	47-50	N/A	Max 50

For privacy reasons, a gender with less than 5 students assessed has been assigned to the category of NR (Not Reported).

Summary Statistics:	
Mean	40
Std Dev	6.4
Median	B+

Not Assessed:	
Male	4
Female	2
Gender X	0
Total	6

Total Enrolments incl. Not Assessed:	
Male	325
Female	428
Gender X	0
Total	753



Gender X numbers are too low for a graph to be meaningful

## LOTE Chinese Second Language

### Graded Assessment 3 ORAL AND WRITTEN EXAMINATION

2019

Table of Grade Distribution by Gender

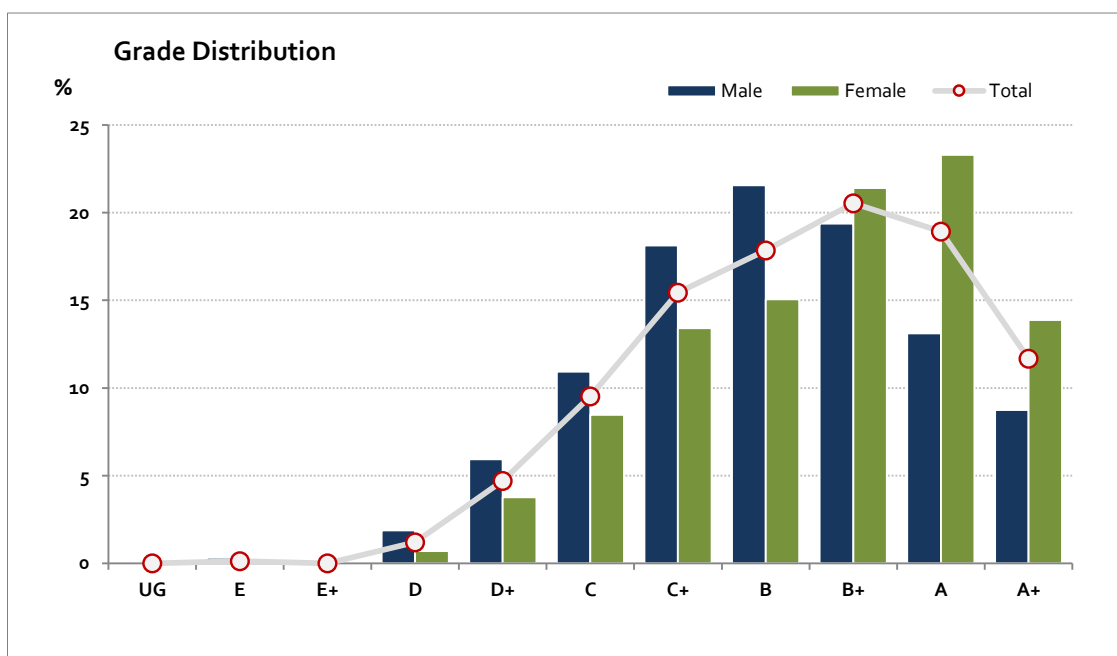
Grade		UG	E	E+	D	D+	C	C+	B	B+	A	A+	NR	Total
Male	n	0	1	0	6	19	35	58	69	62	42	28	0	320
	%	0.0	0.3	0.0	1.9	5.9	10.9	18.1	21.6	19.4	13.1	8.8	0.0	100.0
Female	n	0	0	0	3	16	36	57	64	91	99	59	0	425
	%	0.0	0.0	0.0	0.7	3.8	8.5	13.4	15.1	21.4	23.3	13.9	0.0	100.0
Gender X	n	0	0	0	0	0	0	0	0	0	0	0	0	0
	%	0.0	0.0	0.0	0.0	0.0	0.0	0.0	0.0	0.0	0.0	0.0	0.0	0.0
Total	n	0	1	0	9	35	71	115	133	153	141	87	0	745
	%	0.0	0.1	0.0	1.2	4.7	9.5	15.4	17.9	20.5	18.9	11.7	0.0	100.0
Score Ranges		0-39	40-79	80-88	89-142	143-183	184-230	231-270	271-301	302-327	328-354	355-400	N/A	Max 400

For privacy reasons, a gender with less than 5 students assessed has been assigned to the category of NR (Not Reported).

Summary Statistics:	
Mean	291.7
Std Dev	57.7
Median	B+

Not Assessed:	
Male	5
Female	3
Gender X	0
Total	8

Total Enrolments incl. Not Assessed:	
Male	325
Female	428
Gender X	0
Total	753



Gender X numbers are too low for a graph to be meaningful