

LOTE German

Graded Assessment 1 COURSEWORK UNIT 3

2019

Table of Grade Distribution by Gender

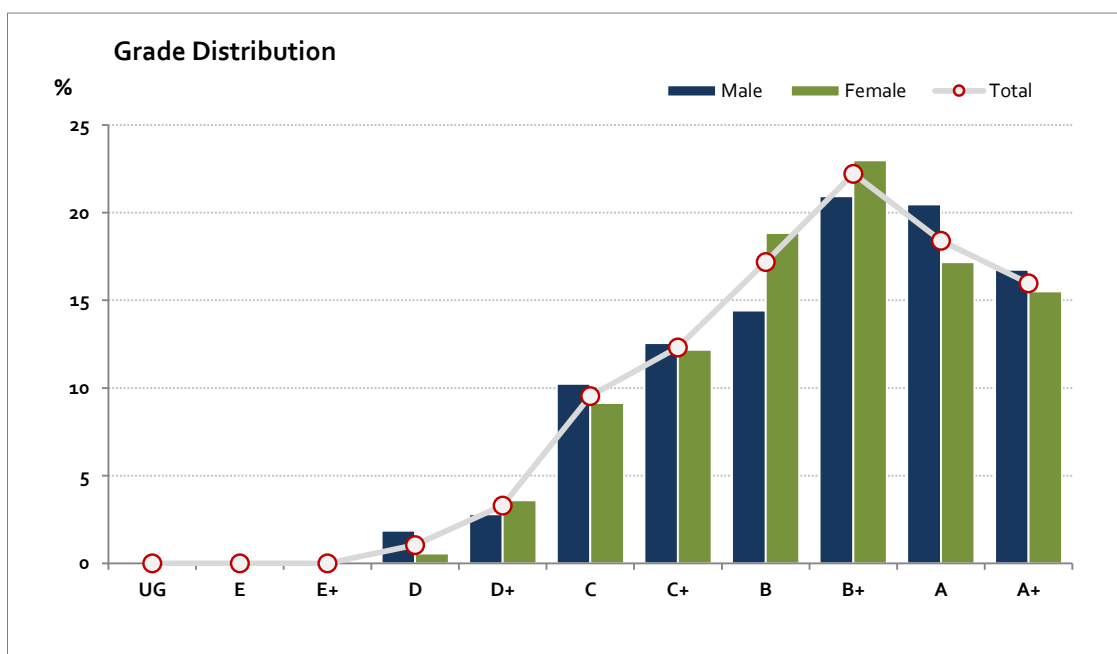
Grade		UG	E	E+	D	D+	C	C+	B	B+	A	A+	NR	Total
Male	n	0	0	0	4	6	22	27	31	45	44	36	0	215
	%	0.0	0.0	0.0	1.9	2.8	10.2	12.6	14.4	20.9	20.5	16.7	0.0	100.0
Female	n	0	0	0	2	13	33	44	68	83	62	56	0	361
	%	0.0	0.0	0.0	0.6	3.6	9.1	12.2	18.8	23.0	17.2	15.5	0.0	100.0
Gender X	n	0	0	0	0	0	0	0	0	0	0	0	0	0
	%	0.0	0.0	0.0	0.0	0.0	0.0	0.0	0.0	0.0	0.0	0.0	0.0	0.0
Total	n	0	0	0	6	19	55	71	99	128	106	92	0	576
	%	0.0	0.0	0.0	1.0	3.3	9.5	12.3	17.2	22.2	18.4	16.0	0.0	100.0
Score Ranges		0-4	5-9	10-14	15-21	22-25	26-29	30-32	33-36	37-40	41-44	45-50	N/A	Max 50

For privacy reasons, a gender with less than 5 students assessed has been assigned to the category of NR (Not Reported).

Summary Statistics:	
Mean	37.2
Std Dev	6.6
Median	B+

Not Assessed:	
Male	1
Female	3
Gender X	0
Total	4

Total Enrolments incl. Not Assessed:	
Male	216
Female	364
Gender X	0
Total	580



Gender X numbers are too low for a graph to be meaningful

LOTE German

Graded Assessment 2 COURSEWORK UNIT 4

2019

Table of Grade Distribution by Gender

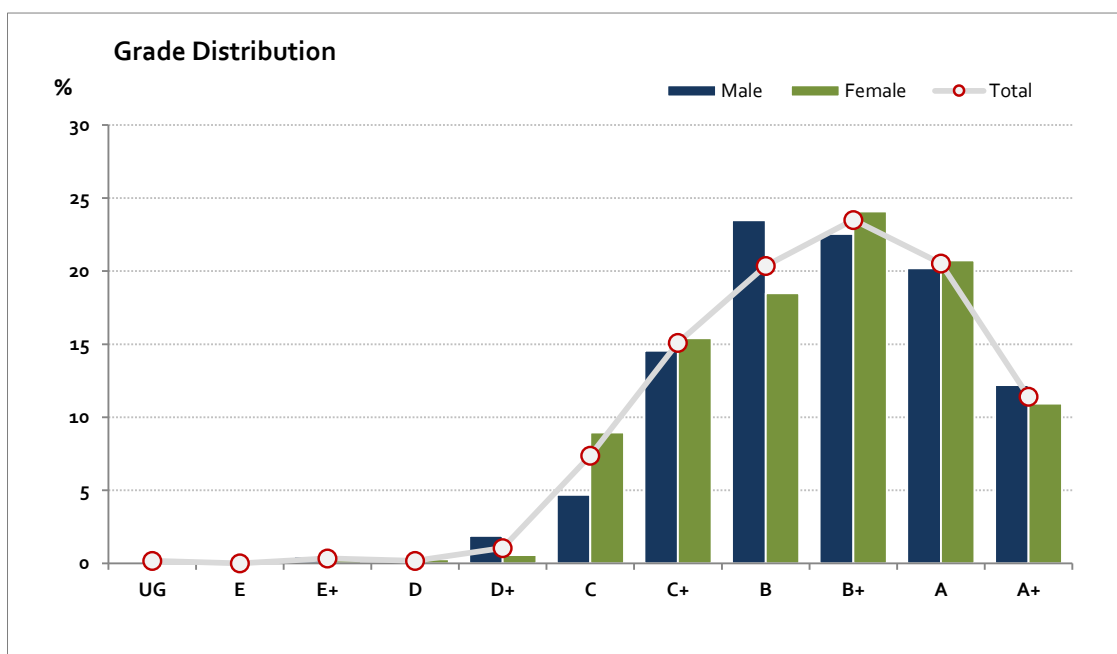
Grade		UG	E	E+	D	D+	C	C+	B	B+	A	A+	NR	Total
Male	n	0	0	1	0	4	10	31	50	48	43	26	0	213
	%	0.0	0.0	0.5	0.0	1.9	4.7	14.6	23.5	22.5	20.2	12.2	0.0	100.0
Female	n	1	0	1	1	2	32	55	66	86	74	39	0	357
	%	0.3	0.0	0.3	0.3	0.6	9.0	15.4	18.5	24.1	20.7	10.9	0.0	100.0
Gender X	n	0	0	0	0	0	0	0	0	0	0	0	0	0
	%	0.0	0.0	0.0	0.0	0.0	0.0	0.0	0.0	0.0	0.0	0.0	0.0	0.0
Total	n	1	0	2	1	6	42	86	116	134	117	65	0	570
	%	0.2	0.0	0.4	0.2	1.1	7.4	15.1	20.4	23.5	20.5	11.4	0.0	100.0
Score Ranges		0-4	5-9	10-14	15-16	17-20	21-26	27-31	32-36	37-41	42-45	46-50	N/A	Max 50

For privacy reasons, a gender with less than 5 students assessed has been assigned to the category of NR (Not Reported).

Summary Statistics:	
Mean	36.9
Std Dev	7.3
Median	B+

Not Assessed:	
Male	3
Female	7
Gender X	0
Total	10

Total Enrolments incl. Not Assessed:	
Male	216
Female	364
Gender X	0
Total	580



Gender X numbers are too low for a graph to be meaningful

LOTE German

Graded Assessment 3 ORAL AND WRITTEN EXAMINATION

2019

Table of Grade Distribution by Gender

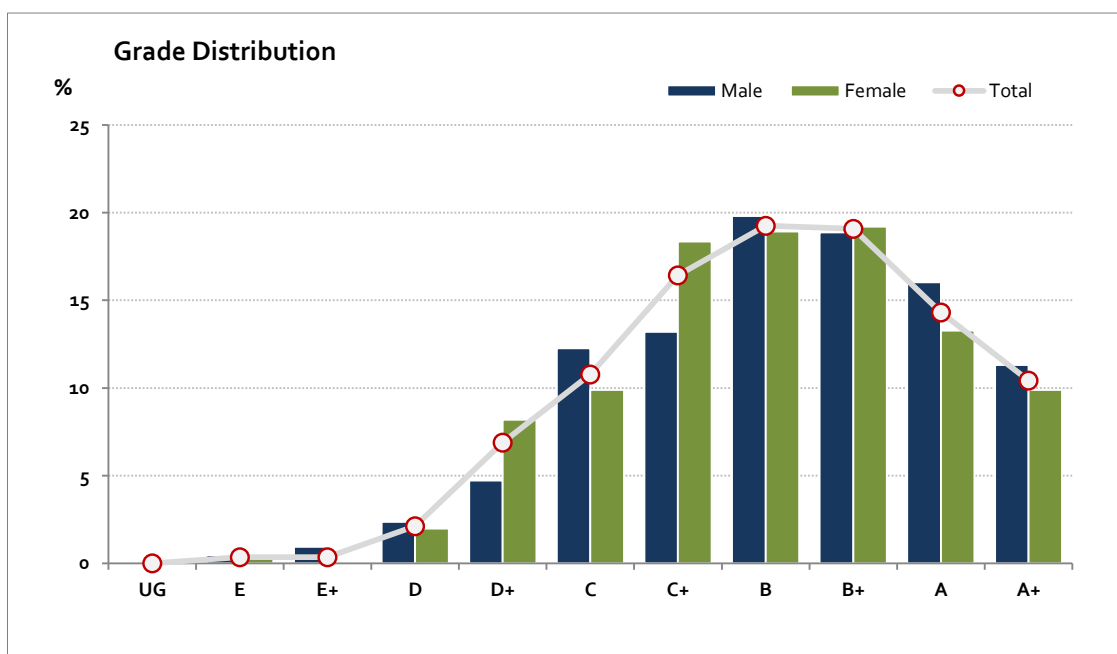
Grade		UG	E	E+	D	D+	C	C+	B	B+	A	A+	NR	Total
Male	n	0	1	2	5	10	26	28	42	40	34	24	0	212
	%	0.0	0.5	0.9	2.4	4.7	12.3	13.2	19.8	18.9	16.0	11.3	0.0	100.0
Female	n	0	1	0	7	29	35	65	67	68	47	35	0	354
	%	0.0	0.3	0.0	2.0	8.2	9.9	18.4	18.9	19.2	13.3	9.9	0.0	100.0
Gender X	n	0	0	0	0	0	0	0	0	0	0	0	0	0
	%	0.0	0.0	0.0	0.0	0.0	0.0	0.0	0.0	0.0	0.0	0.0	0.0	0.0
Total	n	0	2	2	12	39	61	93	109	108	81	59	0	566
	%	0.0	0.4	0.4	2.1	6.9	10.8	16.4	19.3	19.1	14.3	10.4	0.0	100.0
Score Ranges		0-39	40-79	80-88	89-138	139-168	169-209	210-247	248-286	287-325	326-358	359-400	N/A	Max 400

For privacy reasons, a gender with less than 5 students assessed has been assigned to the category of NR (Not Reported).

Summary Statistics:	
Mean	269.9
Std Dev	69.3
Median	B

Not Assessed:	
Male	4
Female	10
Gender X	0
Total	14

Total Enrolments incl. Not Assessed:	
Male	216
Female	364
Gender X	0
Total	580



Gender X numbers are too low for a graph to be meaningful