

LOTE Indonesian Second Language

Graded Assessment 1 COURSEWORK UNIT 3

2019

Table of Grade Distribution by Gender

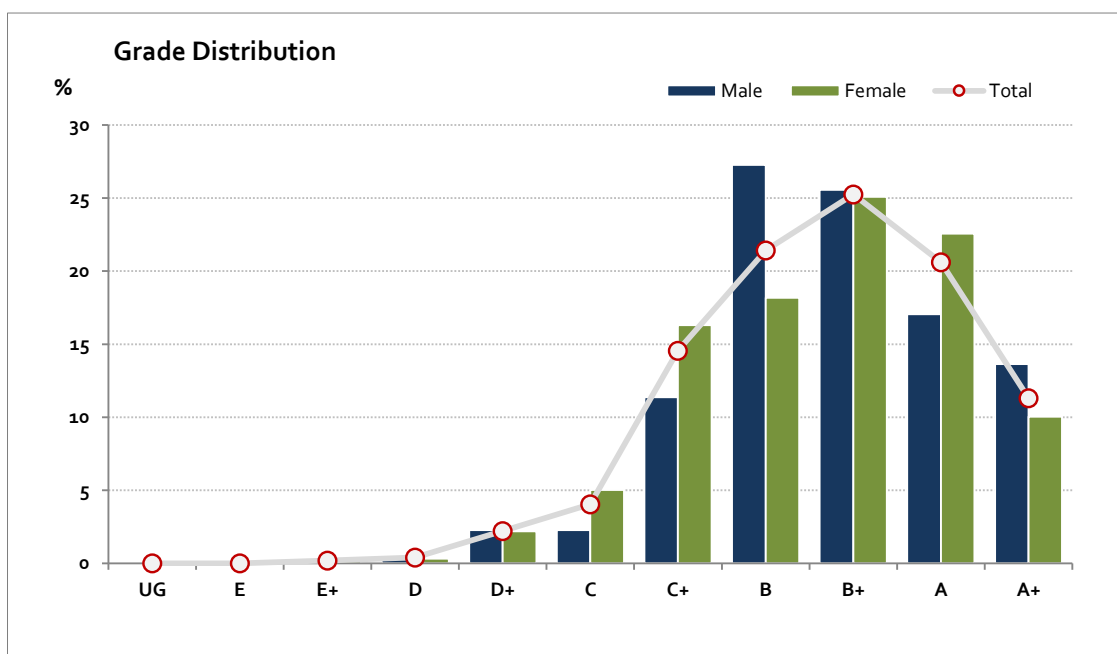
Grade		UG	E	E+	D	D+	C	C+	B	B+	A	A+	NR	Total
Male	n	0	0	0	1	4	4	20	48	45	30	24	0	176
	%	0.0	0.0	0.0	0.6	2.3	2.3	11.4	27.3	25.6	17.0	13.6	0.0	100.0
Female	n	0	0	1	1	7	16	52	58	80	72	32	0	319
	%	0.0	0.0	0.3	0.3	2.2	5.0	16.3	18.2	25.1	22.6	10.0	0.0	100.0
Gender X	n	0	0	0	0	0	0	0	0	0	0	0	0	0
	%	0.0	0.0	0.0	0.0	0.0	0.0	0.0	0.0	0.0	0.0	0.0	0.0	0.0
Total	n	0	0	1	2	11	20	72	106	125	102	56	0	495
	%	0.0	0.0	0.2	0.4	2.2	4.0	14.5	21.4	25.3	20.6	11.3	0.0	100.0
Score Ranges		0-4	5-9	10-14	15-19	20-24	25-26	27-31	32-35	36-40	41-45	46-50	N/A	Max 50

For privacy reasons, a gender with less than 5 students assessed has been assigned to the category of NR (Not Reported).

Summary Statistics:	
Mean	37.1
Std Dev	6.9
Median	B+

Not Assessed:	
Male	3
Female	1
Gender X	0
Total	4

Total Enrolments incl. Not Assessed:	
Male	179
Female	320
Gender X	0
Total	499



Gender X numbers are too low for a graph to be meaningful

LOTE Indonesian Second Language

Graded Assessment 2 COURSEWORK UNIT 4

2019

Table of Grade Distribution by Gender

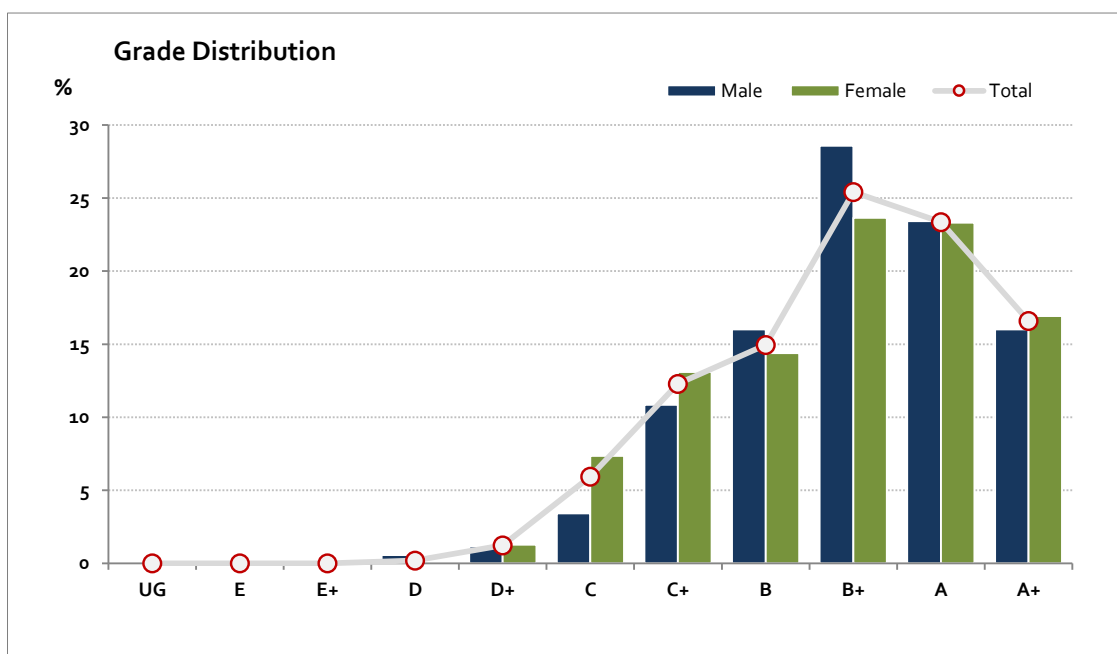
Grade		UG	E	E+	D	D+	C	C+	B	B+	A	A+	NR	Total
Male	n	0	0	0	1	2	6	19	28	50	41	28	0	175
	%	0.0	0.0	0.0	0.6	1.1	3.4	10.9	16.0	28.6	23.4	16.0	0.0	100.0
Female	n	0	0	0	0	4	23	41	45	74	73	53	0	313
	%	0.0	0.0	0.0	0.0	1.3	7.3	13.1	14.4	23.6	23.3	16.9	0.0	100.0
Gender X	n	0	0	0	0	0	0	0	0	0	0	0	0	0
	%	0.0	0.0	0.0	0.0	0.0	0.0	0.0	0.0	0.0	0.0	0.0	0.0	0.0
Total	n	0	0	0	1	6	29	60	73	124	114	81	0	488
	%	0.0	0.0	0.0	0.2	1.2	5.9	12.3	15.0	25.4	23.4	16.6	0.0	100.0
Score Ranges		0-4	5-9	10-14	15-19	20-23	24-27	28-31	32-34	35-39	40-44	45-50	N/A	Max 50

For privacy reasons, a gender with less than 5 students assessed has been assigned to the category of NR (Not Reported).

Summary Statistics:	
Mean	37.5
Std Dev	6.8
Median	B+

Not Assessed:	
Male	4
Female	7
Gender X	0
Total	11

Total Enrolments incl. Not Assessed:	
Male	179
Female	320
Gender X	0
Total	499



Gender X numbers are too low for a graph to be meaningful

LOTE Indonesian Second Language

Graded Assessment 3 ORAL AND WRITTEN EXAMINATION

2019

Table of Grade Distribution by Gender

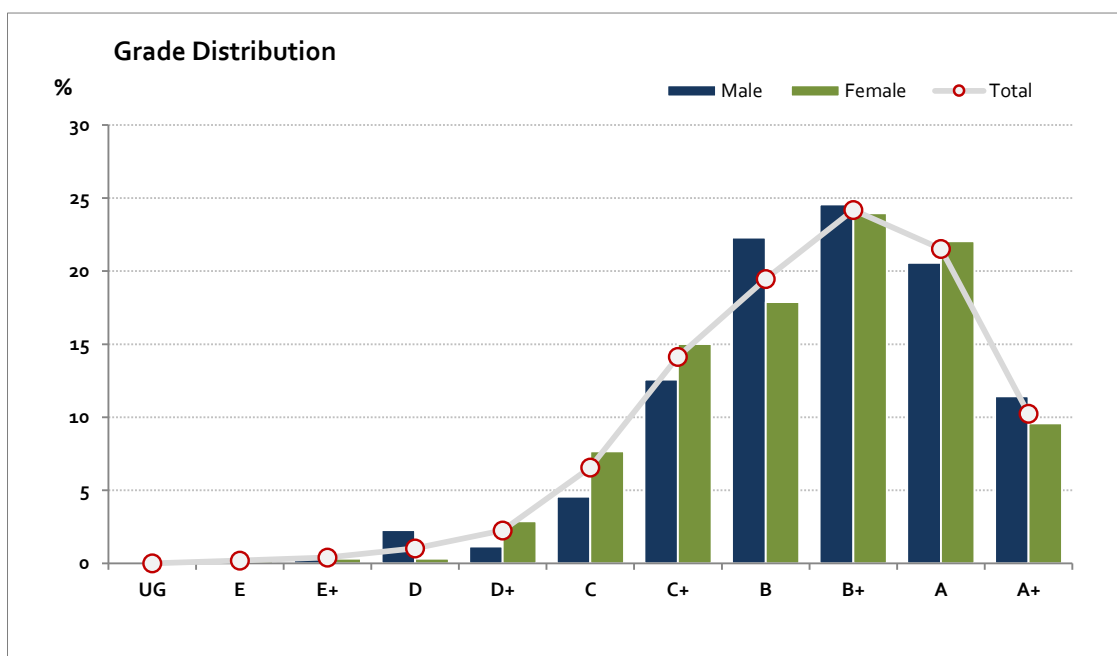
Grade		UG	E	E+	D	D+	C	C+	B	B+	A	A+	NR	Total
Male	n	0	0	1	4	2	8	22	39	43	36	20	0	175
	%	0.0	0.0	0.6	2.3	1.1	4.6	12.6	22.3	24.6	20.6	11.4	0.0	100.0
Female	n	0	1	1	1	9	24	47	56	75	69	30	0	313
	%	0.0	0.3	0.3	0.3	2.9	7.7	15.0	17.9	24.0	22.0	9.6	0.0	100.0
Gender X	n	0	0	0	0	0	0	0	0	0	0	0	0	0
	%	0.0	0.0	0.0	0.0	0.0	0.0	0.0	0.0	0.0	0.0	0.0	0.0	0.0
Total	n	0	1	2	5	11	32	69	95	118	105	50	0	488
	%	0.0	0.2	0.4	1.0	2.3	6.6	14.1	19.5	24.2	21.5	10.2	0.0	100.0
Score Ranges		0-19	20-29	30-37	38-50	51-71	72-95	96-137	138-176	177-224	225-285	286-400	N/A	Max 400

For privacy reasons, a gender with less than 5 students assessed has been assigned to the category of NR (Not Reported).

Summary Statistics:	
Mean	189.5
Std Dev	70.4
Median	B+

Not Assessed:	
Male	4
Female	7
Gender X	0
Total	11

Total Enrolments incl. Not Assessed:	
Male	179
Female	320
Gender X	0
Total	499



Gender X numbers are too low for a graph to be meaningful