

## LOTE Korean Second Language

### Graded Assessment 1 COURSEWORK UNIT 3

2019

Table of Grade Distribution by Gender

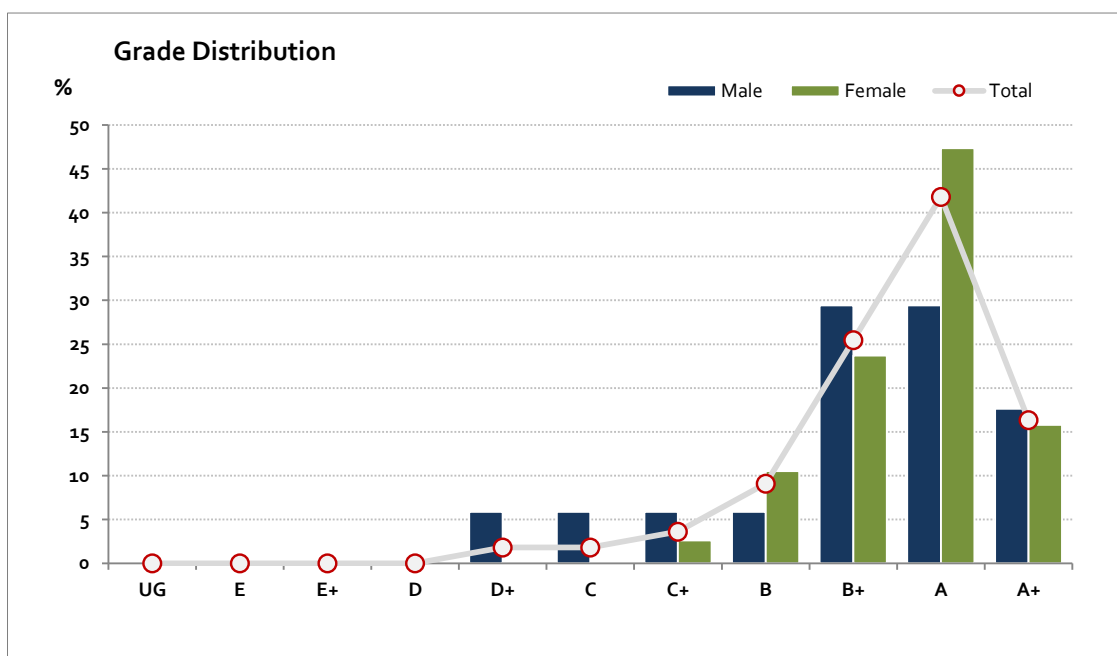
Grade		UG	E	E+	D	D+	C	C+	B	B+	A	A+	NR	Total
Male	n	0	0	0	0	1	1	1	1	5	5	3	0	17
	%	0.0	0.0	0.0	0.0	5.9	5.9	5.9	5.9	29.4	29.4	17.6	0.0	100.0
Female	n	0	0	0	0	0	0	1	4	9	18	6	0	38
	%	0.0	0.0	0.0	0.0	0.0	0.0	2.6	10.5	23.7	47.4	15.8	0.0	100.0
Gender X	n	0	0	0	0	0	0	0	0	0	0	0	0	0
	%	0.0	0.0	0.0	0.0	0.0	0.0	0.0	0.0	0.0	0.0	0.0	0.0	0.0
Total	n	0	0	0	0	1	1	2	5	14	23	9	0	55
	%	0.0	0.0	0.0	0.0	1.8	1.8	3.6	9.1	25.5	41.8	16.4	0.0	100.0
Score Ranges		0-4	5-9	10-14	15-19	20-24	25-29	30-34	35-37	38-42	43-47	48-50	N/A	Max 50

For privacy reasons, a gender with less than 5 students assessed has been assigned to the category of NR (Not Reported).

Summary Statistics:	
Mean	42.5
Std Dev	5.5
Median	A

Not Assessed:	
Male	0
Female	0
Gender X	0
Total	0

Total Enrolments incl. Not Assessed:	
Male	17
Female	38
Gender X	0
Total	55



Gender X numbers are too low for a graph to be meaningful

## LOTE Korean Second Language

### Graded Assessment 2 COURSEWORK UNIT 4

2019

Table of Grade Distribution by Gender

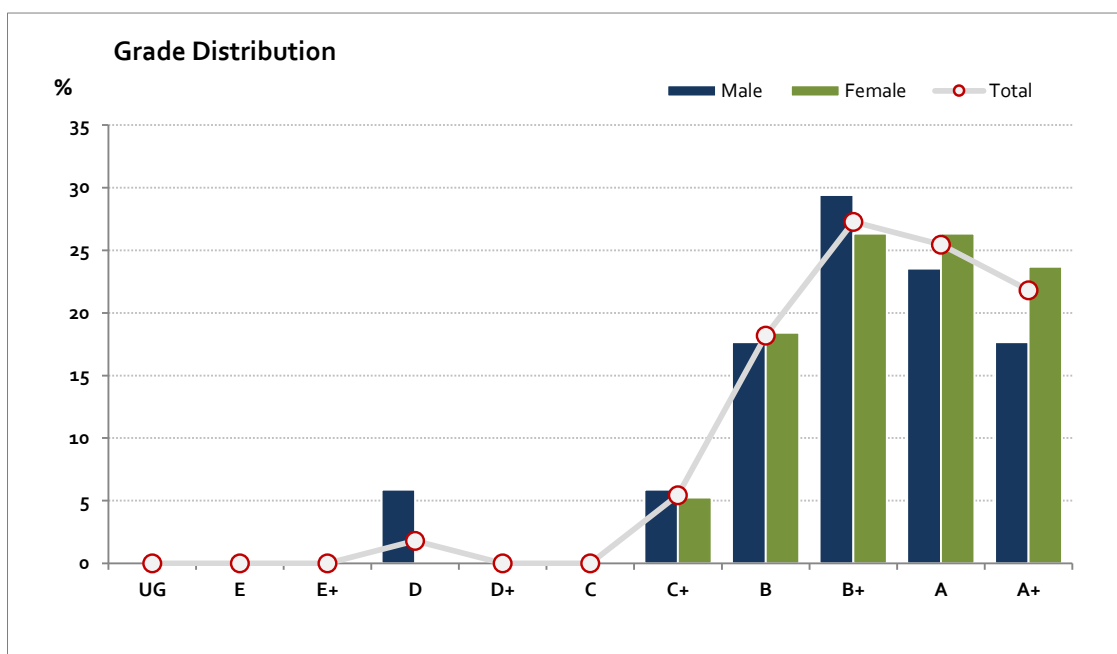
Grade		UG	E	E+	D	D+	C	C+	B	B+	A	A+	NR	Total
Male	n	0	0	0	1	0	0	1	3	5	4	3	0	17
	%	0.0	0.0	0.0	5.9	0.0	0.0	5.9	17.6	29.4	23.5	17.6	0.0	100.0
Female	n	0	0	0	0	0	0	2	7	10	10	9	0	38
	%	0.0	0.0	0.0	0.0	0.0	0.0	5.3	18.4	26.3	26.3	23.7	0.0	100.0
Gender X	n	0	0	0	0	0	0	0	0	0	0	0	0	0
	%	0.0	0.0	0.0	0.0	0.0	0.0	0.0	0.0	0.0	0.0	0.0	0.0	0.0
Total	n	0	0	0	1	0	0	3	10	15	14	12	0	55
	%	0.0	0.0	0.0	1.8	0.0	0.0	5.5	18.2	27.3	25.5	21.8	0.0	100.0
Score Ranges		0-4	5-9	10-14	15-19	20-24	25-29	30-33	34-39	40-44	45-47	48-50	N/A	Max 50

For privacy reasons, a gender with less than 5 students assessed has been assigned to the category of NR (Not Reported).

Summary Statistics:	
Mean	42.8
Std Dev	6
Median	B+

Not Assessed:	
Male	0
Female	0
Gender X	0
Total	0

Total Enrolments incl. Not Assessed:	
Male	17
Female	38
Gender X	0
Total	55



Gender X numbers are too low for a graph to be meaningful

## LOTE Korean Second Language

### Graded Assessment 3 ORAL AND WRITTEN EXAMINATION

2019

Table of Grade Distribution by Gender

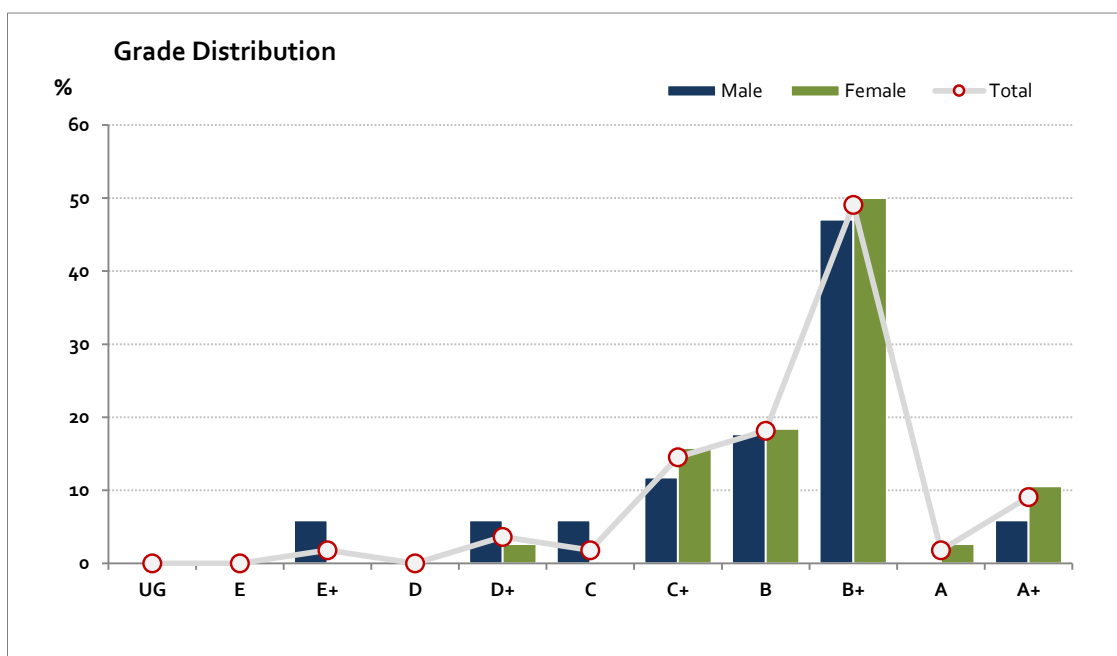
Grade		UG	E	E+	D	D+	C	C+	B	B+	A	A+	NR	Total
Male	n	0	0	1	0	1	1	2	3	8	0	1	0	17
	%	0.0	0.0	5.9	0.0	5.9	5.9	11.8	17.6	47.1	0.0	5.9	0.0	100.0
Female	n	0	0	0	0	1	0	6	7	19	1	4	0	38
	%	0.0	0.0	0.0	0.0	2.6	0.0	15.8	18.4	50.0	2.6	10.5	0.0	100.0
Gender X	n	0	0	0	0	0	0	0	0	0	0	0	0	0
	%	0.0	0.0	0.0	0.0	0.0	0.0	0.0	0.0	0.0	0.0	0.0	0.0	0.0
Total	n	0	0	1	0	2	1	8	10	27	1	5	0	55
	%	0.0	0.0	1.8	0.0	3.6	1.8	14.5	18.2	49.1	1.8	9.1	0.0	100.0
Score Ranges		0-19	20-39	40-79	80-119	120-159	160-199	200-265	266-284	285-340	341-341	342-400	N/A	Max 400

For privacy reasons, a gender with less than 5 students assessed has been assigned to the category of NR (Not Reported).

Summary Statistics:	
Mean	285.4
Std Dev	54
Median	B+

Not Assessed:	
Male	0
Female	0
Gender X	0
Total	0

Total Enrolments incl. Not Assessed:	
Male	17
Female	38
Gender X	0
Total	55



Gender X numbers are too low for a graph to be meaningful