

LOTE Vietnamese First Language

Graded Assessment 1 COURSEWORK UNIT 3

2019

Table of Grade Distribution by Gender

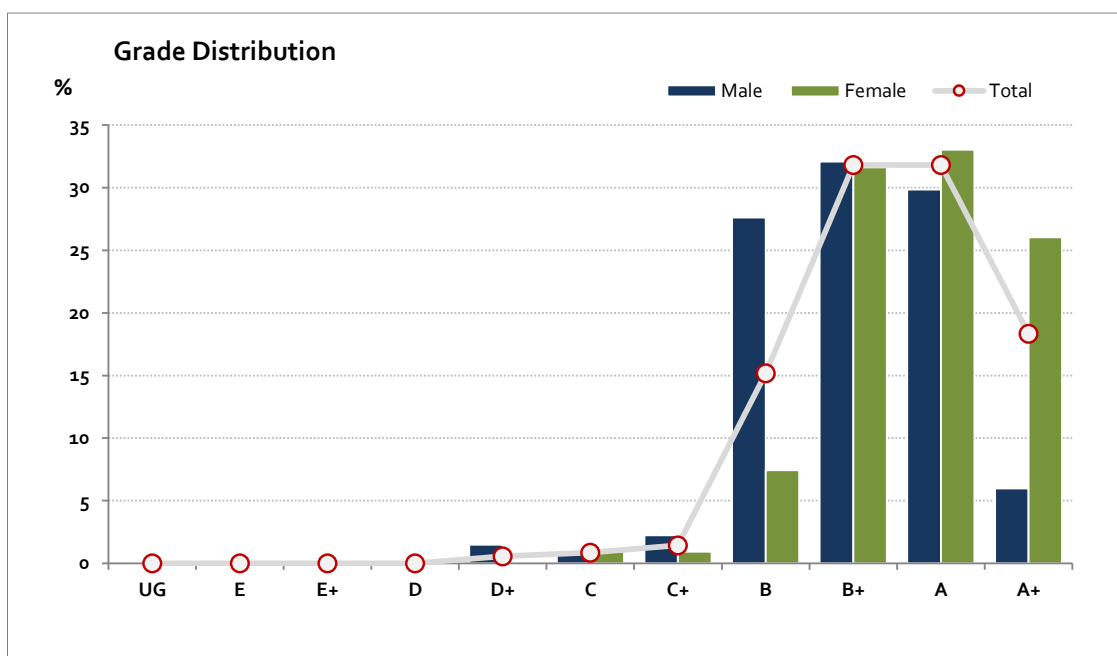
Grade		UG	E	E+	D	D+	C	C+	B	B+	A	A+	NR	Total
Male	n	0	0	0	0	2	1	3	37	43	40	8	0	134
	%	0.0	0.0	0.0	0.0	1.5	0.7	2.2	27.6	32.1	29.9	6.0	0.0	100.0
Female	n	0	0	0	0	0	2	2	16	68	71	56	0	215
	%	0.0	0.0	0.0	0.0	0.0	0.9	0.9	7.4	31.6	33.0	26.0	0.0	100.0
Gender X	n	0	0	0	0	0	0	0	0	0	0	0	0	0
	%	0.0	0.0	0.0	0.0	0.0	0.0	0.0	0.0	0.0	0.0	0.0	0.0	0.0
Total	n	0	0	0	0	2	3	5	53	111	111	64	0	349
	%	0.0	0.0	0.0	0.0	0.6	0.9	1.4	15.2	31.8	31.8	18.3	0.0	100.0
Score Ranges		0-4	5-9	10-14	15-19	20-24	25-27	28-29	30-36	37-41	42-46	47-50	N/A	Max 50

For privacy reasons, a gender with less than 5 students assessed has been assigned to the category of NR (Not Reported).

Summary Statistics:	
Mean	41.2
Std Dev	5.4
Median	A

Not Assessed:	
Male	4
Female	8
Gender X	0
Total	12

Total Enrolments incl. Not Assessed:	
Male	138
Female	223
Gender X	0
Total	361



Gender X numbers are too low for a graph to be meaningful

LOTE Vietnamese First Language

Graded Assessment 2 COURSEWORK UNIT 4

2019

Table of Grade Distribution by Gender

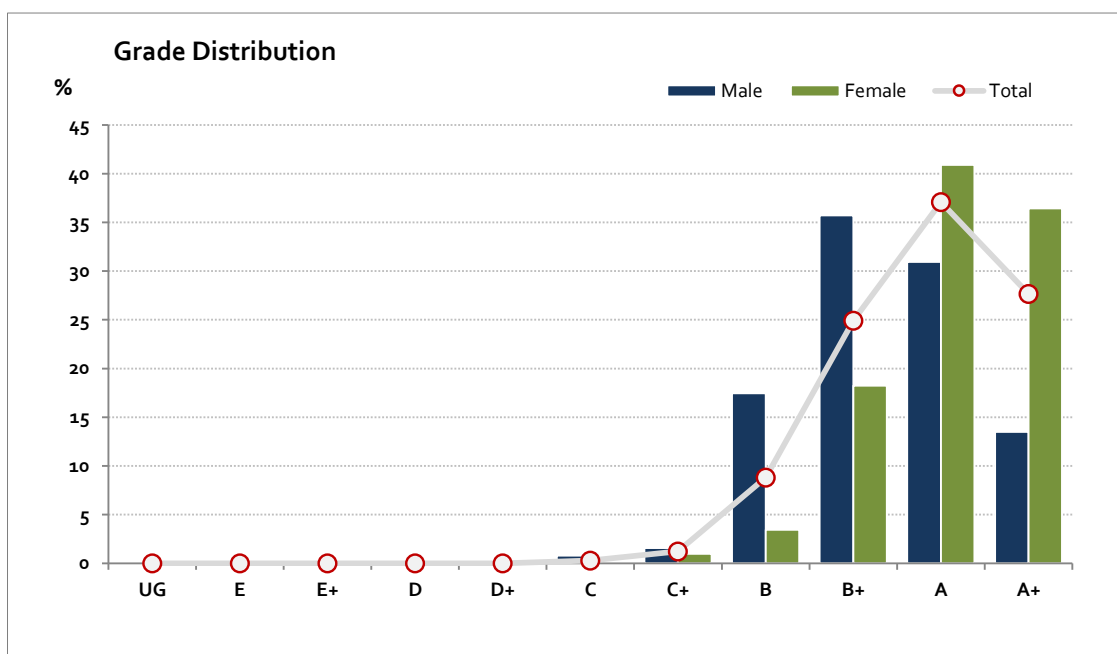
Grade		UG	E	E+	D	D+	C	C+	B	B+	A	A+	NR	Total
Male	n	0	0	0	0	0	1	2	22	45	39	17	0	126
	%	0.0	0.0	0.0	0.0	0.0	0.8	1.6	17.5	35.7	31.0	13.5	0.0	100.0
Female	n	0	0	0	0	0	0	2	7	37	83	74	0	203
	%	0.0	0.0	0.0	0.0	0.0	0.0	1.0	3.4	18.2	40.9	36.5	0.0	100.0
Gender X	n	0	0	0	0	0	0	0	0	0	0	0	0	0
	%	0.0	0.0	0.0	0.0	0.0	0.0	0.0	0.0	0.0	0.0	0.0	0.0	0.0
Total	n	0	0	0	0	0	1	4	29	82	122	91	0	329
	%	0.0	0.0	0.0	0.0	0.0	0.3	1.2	8.8	24.9	37.1	27.7	0.0	100.0
Score Ranges		0-4	5-9	10-13	14-17	18-20	21-24	25-29	30-35	36-40	41-45	46-50	N/A	Max 50

For privacy reasons, a gender with less than 5 students assessed has been assigned to the category of NR (Not Reported).

Summary Statistics:	
Mean	42.1
Std Dev	5
Median	A

Not Assessed:	
Male	12
Female	20
Gender X	0
Total	32

Total Enrolments incl. Not Assessed:	
Male	138
Female	223
Gender X	0
Total	361



Gender X numbers are too low for a graph to be meaningful

LOTE Vietnamese First Language

Graded Assessment 3 ORAL AND WRITTEN EXAMINATION

2019

Table of Grade Distribution by Gender

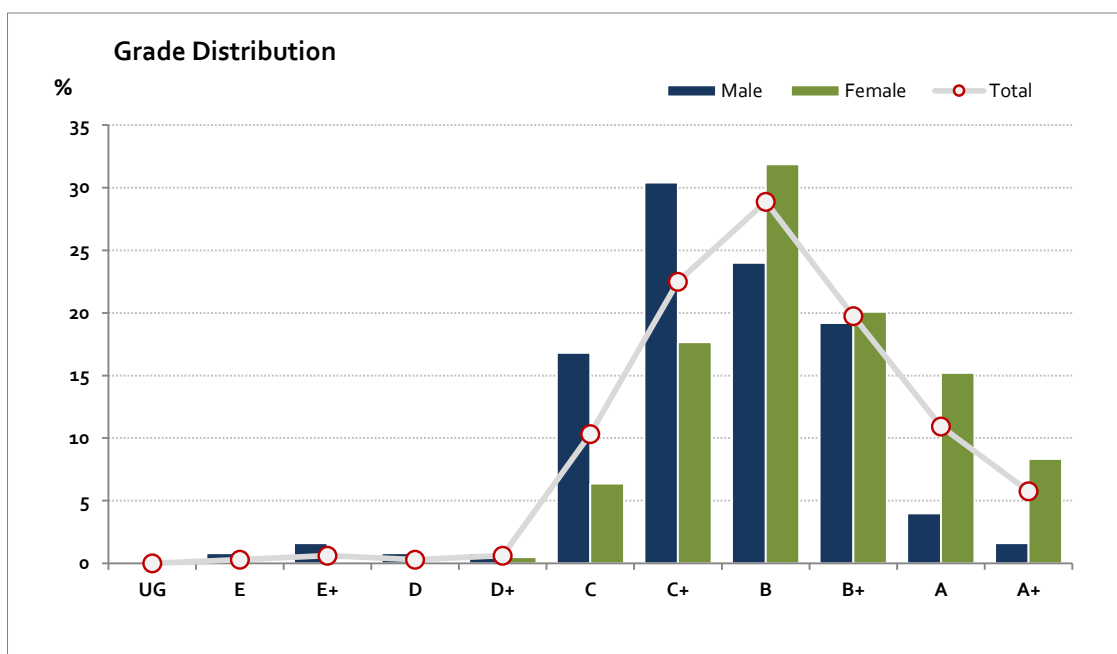
Grade		UG	E	E+	D	D+	C	C+	B	B+	A	A+	NR	Total
Male	n	0	1	2	1	1	21	38	30	24	5	2	0	125
	%	0.0	0.8	1.6	0.8	0.8	16.8	30.4	24.0	19.2	4.0	1.6	0.0	100.0
Female	n	0	0	0	0	1	13	36	65	41	31	17	0	204
	%	0.0	0.0	0.0	0.0	0.5	6.4	17.6	31.9	20.1	15.2	8.3	0.0	100.0
Gender X	n	0	0	0	0	0	0	0	0	0	0	0	0	0
	%	0.0	0.0	0.0	0.0	0.0	0.0	0.0	0.0	0.0	0.0	0.0	0.0	0.0
Total	n	0	1	2	1	2	34	74	95	65	36	19	0	329
	%	0.0	0.3	0.6	0.3	0.6	10.3	22.5	28.9	19.8	10.9	5.8	0.0	100.0
Score Ranges		0-19	20-24	25-35	36-56	57-85	86-111	112-134	135-149	150-161	162-173	174-200	N/A	Max 200

For privacy reasons, a gender with less than 5 students assessed has been assigned to the category of NR (Not Reported).

Summary Statistics:	
Mean	139.5
Std Dev	25
Median	B

Not Assessed:	
Male	13
Female	19
Gender X	0
Total	32

Total Enrolments incl. Not Assessed:	
Male	138
Female	223
Gender X	0
Total	361



Gender X numbers are too low for a graph to be meaningful