

LOTE Vietnamese Second Language

Graded Assessment 1 COURSEWORK UNIT 3

2019

Table of Grade Distribution by Gender

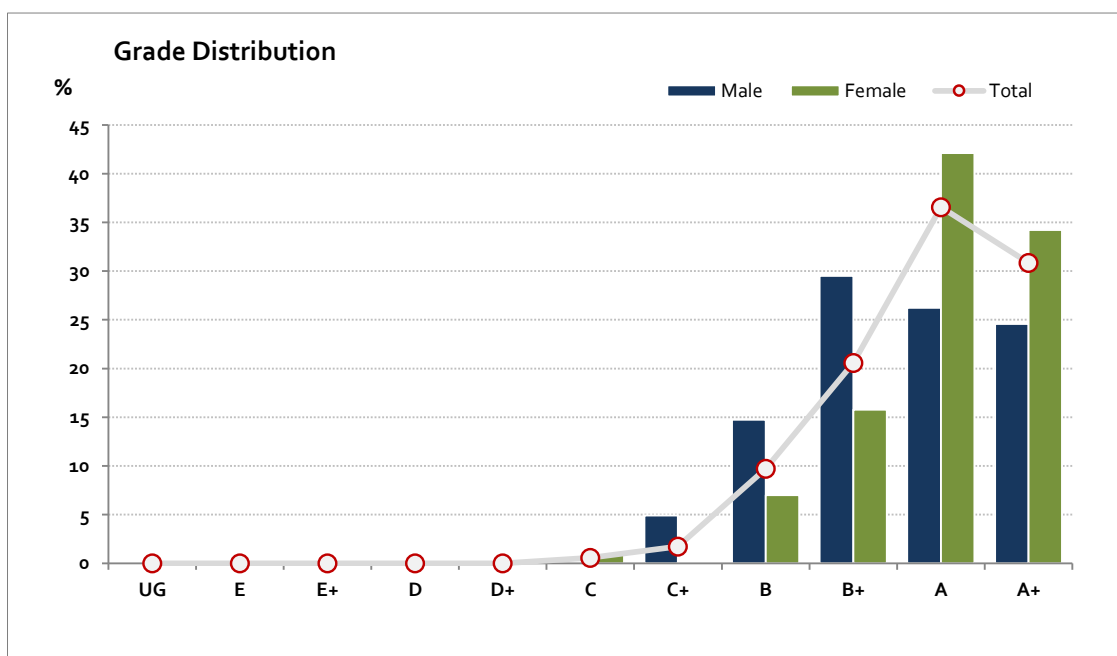
Grade		UG	E	E+	D	D+	C	C+	B	B+	A	A+	NR	Total
Male	n	0	0	0	0	0	0	3	9	18	16	15	0	61
	%	0.0	0.0	0.0	0.0	0.0	0.0	4.9	14.8	29.5	26.2	24.6	0.0	100.0
Female	n	0	0	0	0	0	1	0	8	18	48	39	0	114
	%	0.0	0.0	0.0	0.0	0.0	0.9	0.0	7.0	15.8	42.1	34.2	0.0	100.0
Gender X	n	0	0	0	0	0	0	0	0	0	0	0	0	0
	%	0.0	0.0	0.0	0.0	0.0	0.0	0.0	0.0	0.0	0.0	0.0	0.0	0.0
Total	n	0	0	0	0	0	1	3	17	36	64	54	0	175
	%	0.0	0.0	0.0	0.0	0.0	0.6	1.7	9.7	20.6	36.6	30.9	0.0	100.0
Score Ranges		0-4	5-9	10-14	15-19	20-24	25-26	27-28	29-35	36-39	40-44	45-50	N/A	Max 50

For privacy reasons, a gender with less than 5 students assessed has been assigned to the category of NR (Not Reported).

Summary Statistics:	
Mean	41.5
Std Dev	4.9
Median	A

Not Assessed:	
Male	0
Female	0
Gender X	0
Total	0

Total Enrolments incl. Not Assessed:	
Male	61
Female	114
Gender X	0
Total	175



Gender X numbers are too low for a graph to be meaningful

LOTE Vietnamese Second Language

Graded Assessment 2 COURSEWORK UNIT 4

2019

Table of Grade Distribution by Gender

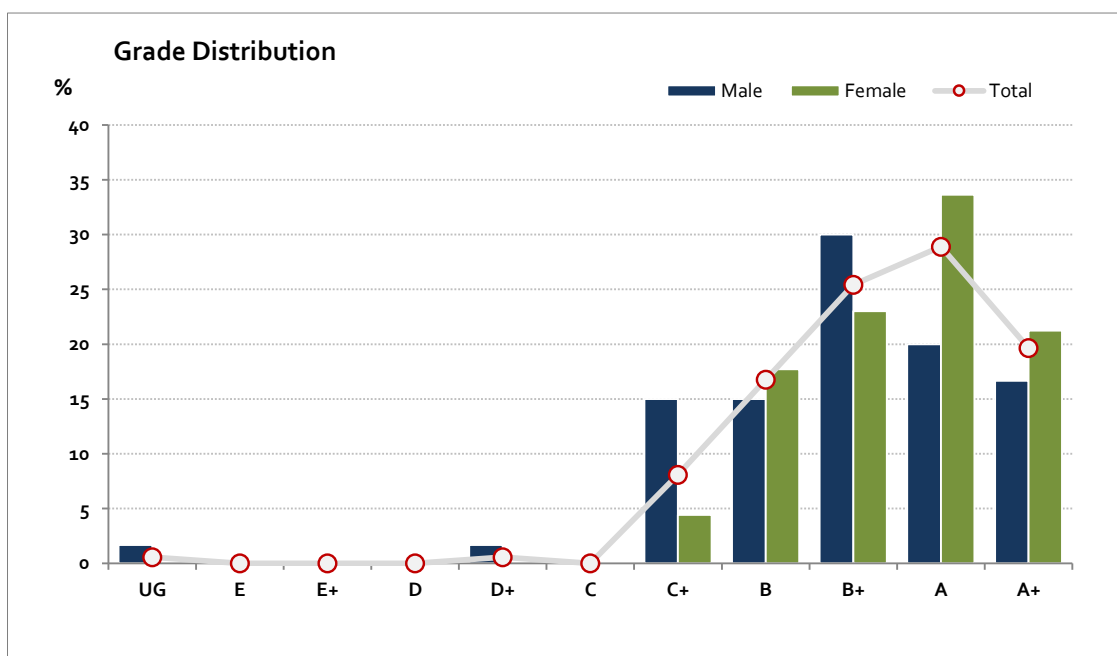
Grade		UG	E	E+	D	D+	C	C+	B	B+	A	A+	NR	Total
Male	n	1	0	0	0	1	0	9	9	18	12	10	0	60
	%	1.7	0.0	0.0	0.0	1.7	0.0	15.0	15.0	30.0	20.0	16.7	0.0	100.0
Female	n	0	0	0	0	0	0	5	20	26	38	24	0	113
	%	0.0	0.0	0.0	0.0	0.0	0.0	4.4	17.7	23.0	33.6	21.2	0.0	100.0
Gender X	n	0	0	0	0	0	0	0	0	0	0	0	0	0
	%	0.0	0.0	0.0	0.0	0.0	0.0	0.0	0.0	0.0	0.0	0.0	0.0	0.0
Total	n	1	0	0	0	1	0	14	29	44	50	34	0	173
	%	0.6	0.0	0.0	0.0	0.6	0.0	8.1	16.8	25.4	28.9	19.7	0.0	100.0
Score Ranges		0-4	5-9	10-14	15-19	20-24	25-29	30-34	35-38	39-42	43-46	47-50	N/A	Max 50

For privacy reasons, a gender with less than 5 students assessed has been assigned to the category of NR (Not Reported).

Summary Statistics:	
Mean	41.6
Std Dev	5.8
Median	B+

Not Assessed:	
Male	1
Female	1
Gender X	0
Total	2

Total Enrolments incl. Not Assessed:	
Male	61
Female	114
Gender X	0
Total	175



Gender X numbers are too low for a graph to be meaningful

LOTE Vietnamese Second Language

Graded Assessment 3 ORAL AND WRITTEN EXAMINATION

2019

Table of Grade Distribution by Gender

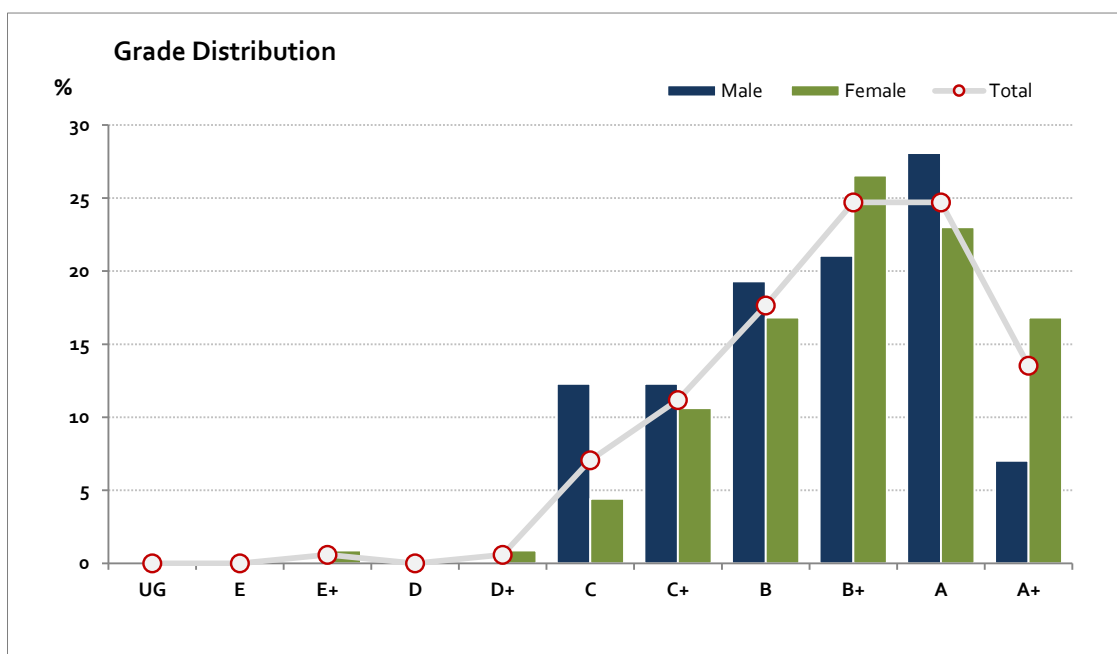
Grade		UG	E	E+	D	D+	C	C+	B	B+	A	A+	NR	Total
Male	n	0	0	0	0	0	7	7	11	12	16	4	0	57
	%	0.0	0.0	0.0	0.0	0.0	12.3	12.3	19.3	21.1	28.1	7.0	0.0	100.0
Female	n	0	0	1	0	1	5	12	19	30	26	19	0	113
	%	0.0	0.0	0.9	0.0	0.9	4.4	10.6	16.8	26.5	23.0	16.8	0.0	100.0
Gender X	n	0	0	0	0	0	0	0	0	0	0	0	0	0
	%	0.0	0.0	0.0	0.0	0.0	0.0	0.0	0.0	0.0	0.0	0.0	0.0	0.0
Total	n	0	0	1	0	1	12	19	30	42	42	23	0	170
	%	0.0	0.0	0.6	0.0	0.6	7.1	11.2	17.6	24.7	24.7	13.5	0.0	100.0
Score Ranges		0-39	40-79	80-119	120-128	129-137	138-220	221-252	253-292	293-321	322-353	354-400	N/A	Max 400

For privacy reasons, a gender with less than 5 students assessed has been assigned to the category of NR (Not Reported).

Summary Statistics:	
Mean	298.7
Std Dev	55
Median	B+

Not Assessed:	
Male	4
Female	1
Gender X	0
Total	5

Total Enrolments incl. Not Assessed:	
Male	61
Female	114
Gender X	0
Total	175



Gender X numbers are too low for a graph to be meaningful