

English

Graded Assessment 1 COURSEWORK UNIT 3 2020

Table of Grade Distribution by Gender

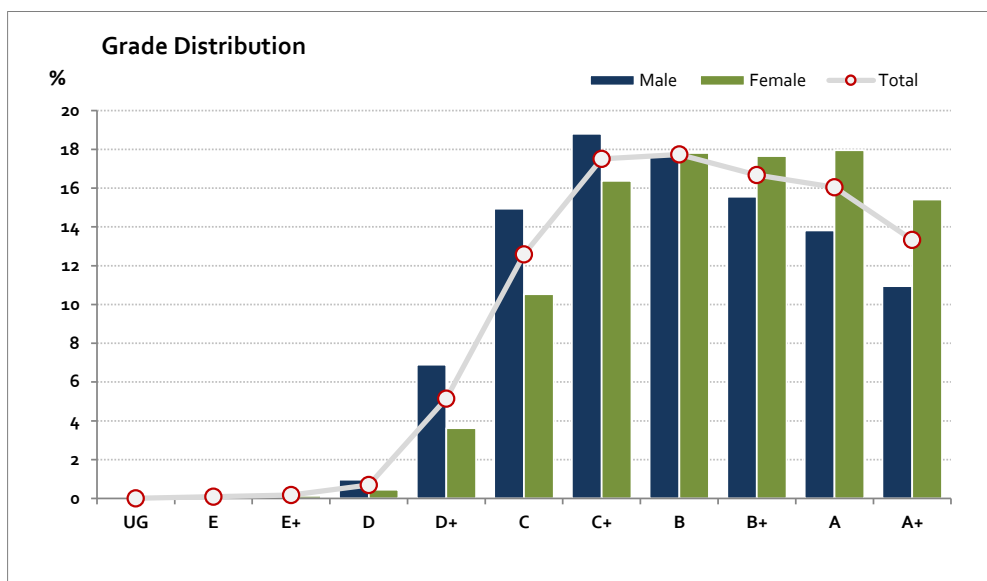
Grade		UG	E	E+	D	D+	C	C+	B	B+	A	A+	NR	Total
Male	n	1	25	43	173	1,241	2,687	3,381	3,175	2,797	2,485	1,969	0	17,977
	%	0.0	0.1	0.2	1.0	6.9	14.9	18.8	17.7	15.6	13.8	11.0	0.0	100.0
Female	n	2	11	27	92	749	2,179	3,388	3,685	3,653	3,716	3,188	0	20,690
	%	0.0	0.1	0.1	0.4	3.6	10.5	16.4	17.8	17.7	18.0	15.4	0.0	100.0
Gender X	n	0	0	1	1	1	5	9	5	8	9	4	0	43
	%	0.0	0.0	2.3	2.3	2.3	11.6	20.9	11.6	18.6	20.9	9.3	0.0	100.0
Total	n	3	36	71	266	1,991	4,871	6,778	6,865	6,458	6,210	5,161	0	38,710
	%	0.0	0.1	0.2	0.7	5.1	12.6	17.5	17.7	16.7	16.0	13.3	0.0	100.0
Score Ranges		0-4	5-9	10-16	17-28	29-43	44-53	54-61	62-68	69-75	76-84	85-100	N/A	Max 100

For privacy reasons, a gender with less than 5 students assessed has been assigned to the category of NR (Not Reported).

Summary Statistics:	
Mean	67
Std Dev	15.4
Median	B

Not Assessed:	
Male	1,599
Female	1,491
Gender X	11
Total	3,101

Total Enrolments incl. Not Assessed:	
Male	19,576
Female	22,181
Gender X	54
Total	41,811



Gender X numbers are too low for a graph to be meaningful

The above 2020 information includes students from both the 2020 Victorian academic calendar year and the 2021 Northern Hemisphere Timetable (academic year from July to June). The NHT academic year results are subject to equating to ensure comparability with the results of the cohort assessed in the preceding calendar year.

English

Graded Assessment 2 COURSEWORK UNIT 4 2020

Table of Grade Distribution by Gender

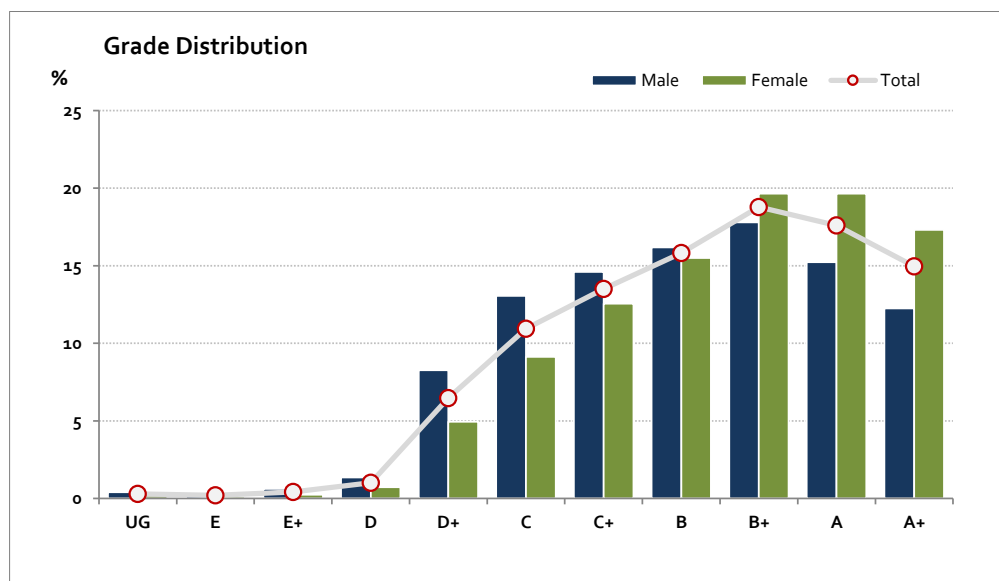
Grade		UG	E	E+	D	D+	C	C+	B	B+	A	A+	NR	Total
Male	n	70	49	107	232	1,427	2,255	2,521	2,796	3,075	2,630	2,115	0	17,277
	%	0.4	0.3	0.6	1.3	8.3	13.1	14.6	16.2	17.8	15.2	12.2	0.0	100.0
Female	n	38	26	47	146	991	1,833	2,521	3,111	3,944	3,943	3,474	0	20,074
	%	0.2	0.1	0.2	0.7	4.9	9.1	12.6	15.5	19.6	19.6	17.3	0.0	100.0
Gender X	n	0	0	1	0	3	3	8	6	5	7	6	0	39
	%	0.0	0.0	2.6	0.0	7.7	7.7	20.5	15.4	12.8	17.9	15.4	0.0	100.0
Total	n	108	75	155	378	2,421	4,091	5,050	5,913	7,024	6,580	5,595	0	37,390
	%	0.3	0.2	0.4	1.0	6.5	10.9	13.5	15.8	18.8	17.6	15.0	0.0	100.0
Score Ranges		0-10	11-14	15-18	19-22	23-31	32-37	38-42	43-47	48-53	54-60	61-70	N/A	Max 70

For privacy reasons, a gender with less than 5 students assessed has been assigned to the category of NR (Not Reported).

Summary Statistics:	
Mean	47.7
Std Dev	11.8
Median	B+

Not Assessed:	
Male	2,299
Female	2,107
Gender X	15
Total	4,421

Total Enrolments incl. Not Assessed:	
Male	19,576
Female	22,181
Gender X	54
Total	41,811



Gender X numbers are too low for a graph to be meaningful

The above 2020 information includes students from both the 2020 Victorian academic calendar year and the 2021 Northern Hemisphere Timetable (academic year from July to June). The NHT academic year results are subject to equating to ensure comparability with the results of the cohort assessed in the preceding calendar year.

English

Graded Assessment 3 WRITTEN EXAMINATION 2020

Table of Grade Distribution by Gender

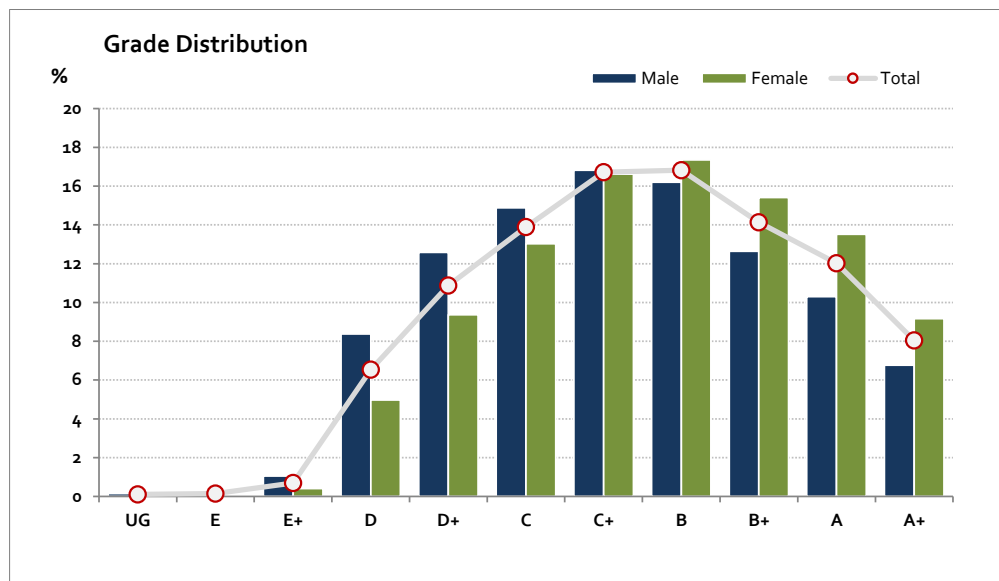
Grade		UG	E	E+	D	D+	C	C+	B	B+	A	A+	NR	Total
Male	n	25	38	180	1,436	2,158	2,550	2,884	2,778	2,168	1,766	1,159	0	17,142
	%	0.1	0.2	1.1	8.4	12.6	14.9	16.8	16.2	12.6	10.3	6.8	0.0	100.0
Female	n	14	16	80	993	1,869	2,599	3,316	3,461	3,074	2,696	1,827	0	19,945
	%	0.1	0.1	0.4	5.0	9.4	13.0	16.6	17.4	15.4	13.5	9.2	0.0	100.0
Gender X	n	0	0	0	1	9	6	8	7	4	1	3	0	39
	%	0.0	0.0	0.0	2.6	23.1	15.4	20.5	17.9	10.3	2.6	7.7	0.0	100.0
Total	n	39	54	260	2,430	4,036	5,155	6,208	6,246	5,246	4,463	2,989	0	37,126
	%	0.1	0.1	0.7	6.5	10.9	13.9	16.7	16.8	14.1	12.0	8.1	0.0	100.0
Score Ranges		0-5	6-8	9-12	13-20	21-25	26-29	30-33	34-37	38-41	42-46	47-60	N/A	Max 60

For privacy reasons, a gender with less than 5 students assessed has been assigned to the category of NR (Not Reported).

Summary Statistics:	
Mean	33.7
Std Dev	9.1
Median	B

Not Assessed:	
Male	2,434
Female	2,236
Gender X	15
Total	4,685

Total Enrolments incl. Not Assessed:	
Male	19,576
Female	22,181
Gender X	54
Total	41,811



Gender X numbers are too low for a graph to be meaningful

The above 2020 information includes students from both the 2020 Victorian academic calendar year and the 2021 Northern Hemisphere Timetable (academic year from July to June). The NHT academic year results are subject to equating to ensure comparability with the results of the cohort assessed in the preceding calendar year.