

LOTE Chinese First Language

Graded Assessment 1 COURSEWORK UNIT 3 2020

Table of Grade Distribution by Gender

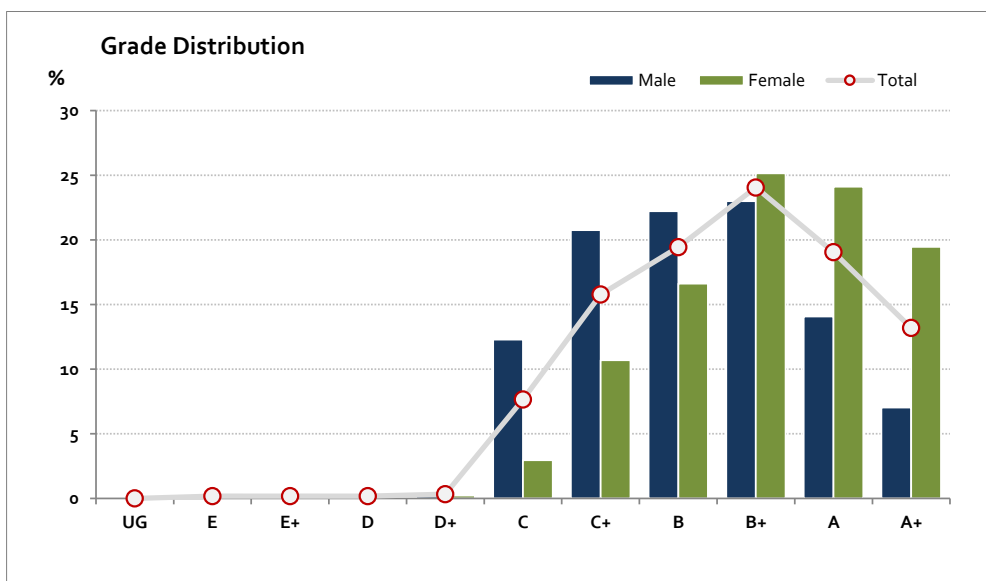
Grade		UG	E	E+	D	D+	C	C+	B	B+	A	A+	NR	Total
Male	n	0	0	0	2	4	110	186	199	206	126	63	0	896
	%	0.0	0.0	0.0	0.2	0.4	12.3	20.8	22.2	23.0	14.1	7.0	0.0	100.0
Female	n	0	3	3	1	2	26	94	146	221	212	171	0	879
	%	0.0	0.3	0.3	0.1	0.2	3.0	10.7	16.6	25.1	24.1	19.5	0.0	100.0
Gender X	n	0	0	0	0	0	0	0	0	0	0	0	0	0
	%	0.0	0.0	0.0	0.0	0.0	0.0	0.0	0.0	0.0	0.0	0.0	0.0	0.0
Total	n	0	3	3	3	6	136	280	345	427	338	234	0	1,775
	%	0.0	0.2	0.2	0.2	0.3	7.7	15.8	19.4	24.1	19.0	13.2	0.0	100.0
Score Ranges		0-4	5-9	10-14	15-17	18-21	22-27	28-32	33-36	37-40	41-44	45-50	N/A	Max 50

For privacy reasons, a gender with less than 5 students assessed has been assigned to the category of NR (Not Reported).

Summary Statistics:	
Mean	36.9
Std Dev	6.9
Median	B+

Not Assessed:	
Male	71
Female	51
Gender X	0
Total	122

Total Enrolments incl. Not Assessed:	
Male	966
Female	929
Gender X	0
Total	1,895



Gender X numbers are too low for a graph to be meaningful

The above 2020 information includes students from both the 2020 Victorian academic calendar year and the 2021 Northern Hemisphere Timetable (academic year from July to June). The NHT academic year results are subject to equating to ensure comparability with the results of the cohort assessed in the preceding calendar year.

LOTE Chinese First Language

Graded Assessment 2 COURSEWORK UNIT 4 2020

Table of Grade Distribution by Gender

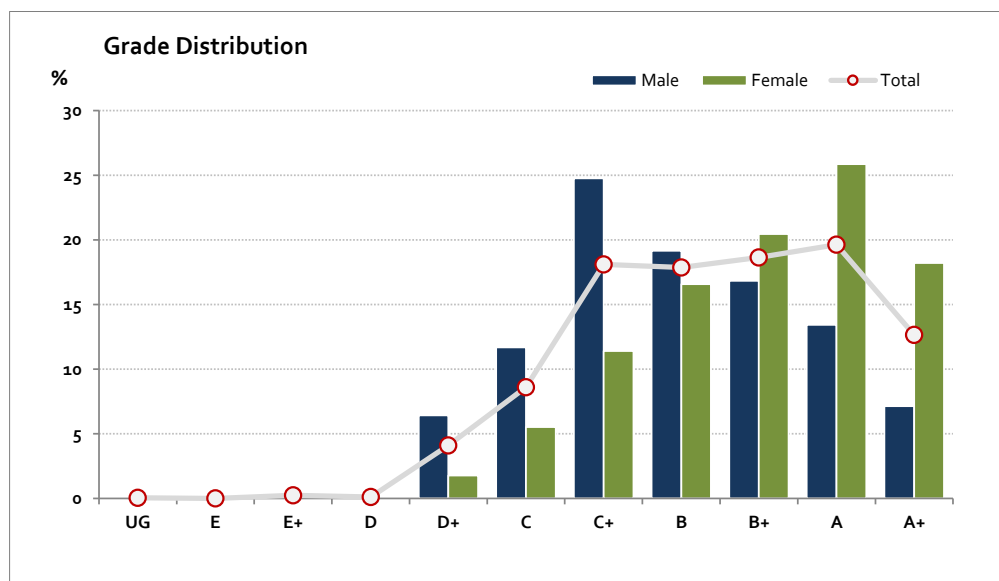
Grade		UG	E	E+	D	D+	C	C+	B	B+	A	A+	NR	Total
Male	n	0	0	3	2	55	100	212	164	144	115	61	0	856
	%	0.0	0.0	0.4	0.2	6.4	11.7	24.8	19.2	16.8	13.4	7.1	0.0	100.0
Female	n	1	0	1	0	15	47	97	141	174	220	155	0	851
	%	0.1	0.0	0.1	0.0	1.8	5.5	11.4	16.6	20.4	25.9	18.2	0.0	100.0
Gender X	n	0	0	0	0	0	0	0	0	0	0	0	0	0
	%	0.0	0.0	0.0	0.0	0.0	0.0	0.0	0.0	0.0	0.0	0.0	0.0	0.0
Total	n	1	0	4	2	70	147	309	305	318	335	216	0	1,707
	%	0.1	0.0	0.2	0.1	4.1	8.6	18.1	17.9	18.6	19.6	12.7	0.0	100.0
Score Ranges		0-4	5-9	10-14	15-19	20-24	25-30	31-34	35-37	38-40	41-44	45-50	N/A	Max 50

For privacy reasons, a gender with less than 5 students assessed has been assigned to the category of NR (Not Reported).

Summary Statistics:	
Mean	36.9
Std Dev	6.8
Median	B+

Not Assessed:	
Male	111
Female	81
Gender X	0
Total	192

Total Enrolments incl. Not Assessed:	
Male	966
Female	929
Gender X	0
Total	1,895



Gender X numbers are too low for a graph to be meaningful

The above 2020 information includes students from both the 2020 Victorian academic calendar year and the 2021 Northern Hemisphere Timetable (academic year from July to June). The NHT academic year results are subject to equating to ensure comparability with the results of the cohort assessed in the preceding calendar year.

LOTE Chinese First Language

Graded Assessment 3 ORAL AND WRITTEN EXAMINATION 2020

Table of Grade Distribution by Gender

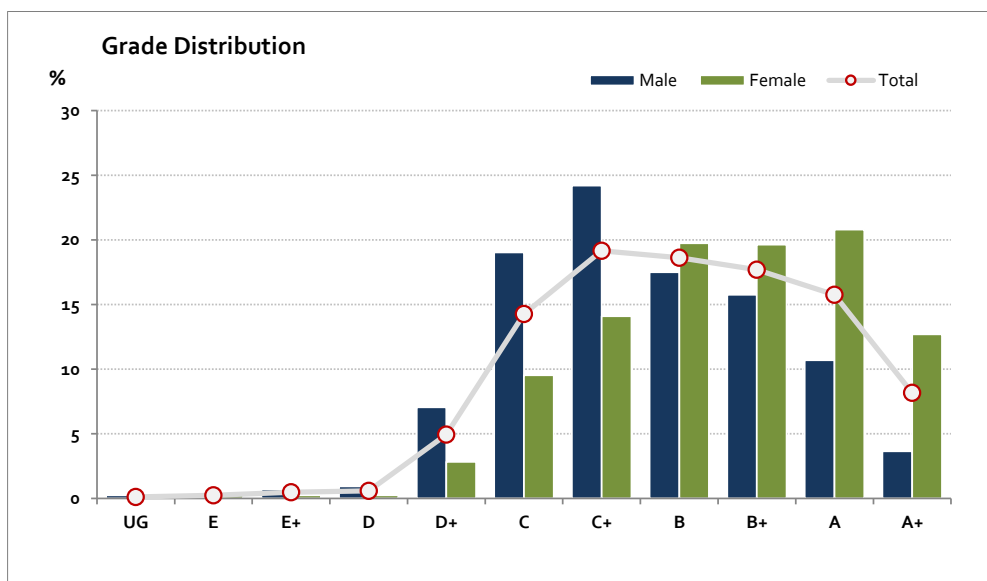
Grade		UG	E	E+	D	D+	C	C+	B	B+	A	A+	NR	Total
Male	n	2	2	6	8	60	162	206	149	134	91	31	0	851
	%	0.2	0.2	0.7	0.9	7.1	19.0	24.2	17.5	15.7	10.7	3.6	0.0	100.0
Female	n	0	2	2	2	24	81	120	168	167	177	108	0	851
	%	0.0	0.2	0.2	0.2	2.8	9.5	14.1	19.7	19.6	20.8	12.7	0.0	100.0
Gender X	n	0	0	0	0	0	0	0	0	0	0	0	0	0
	%	0.0	0.0	0.0	0.0	0.0	0.0	0.0	0.0	0.0	0.0	0.0	0.0	0.0
Total	n	2	4	8	10	84	243	326	317	301	268	139	0	1,702
	%	0.1	0.2	0.5	0.6	4.9	14.3	19.2	18.6	17.7	15.7	8.2	0.0	100.0
Score Ranges		0-19	20-24	25-29	30-49	50-88	89-102	103-113	114-122	123-130	131-141	142-200	N/A	Max 200

For privacy reasons, a gender with less than 5 students assessed has been assigned to the category of NR (Not Reported).

Summary Statistics:	
Mean	118.2
Std Dev	20.4
Median	B

Not Assessed:	
Male	116
Female	81
Gender X	0
Total	197

Total Enrolments incl. Not Assessed:	
Male	966
Female	929
Gender X	0
Total	1,895



Gender X numbers are too low for a graph to be meaningful

The above 2020 information includes students from both the 2020 Victorian academic calendar year and the 2021 Northern Hemisphere Timetable (academic year from July to June). The NHT academic year results are subject to equating to ensure comparability with the results of the cohort assessed in the preceding calendar year.