

LOTE Chinese Second Language Advanced

Graded Assessment 1
COURSEWORK UNIT 3
2020

Table of Grade Distribution by Gender

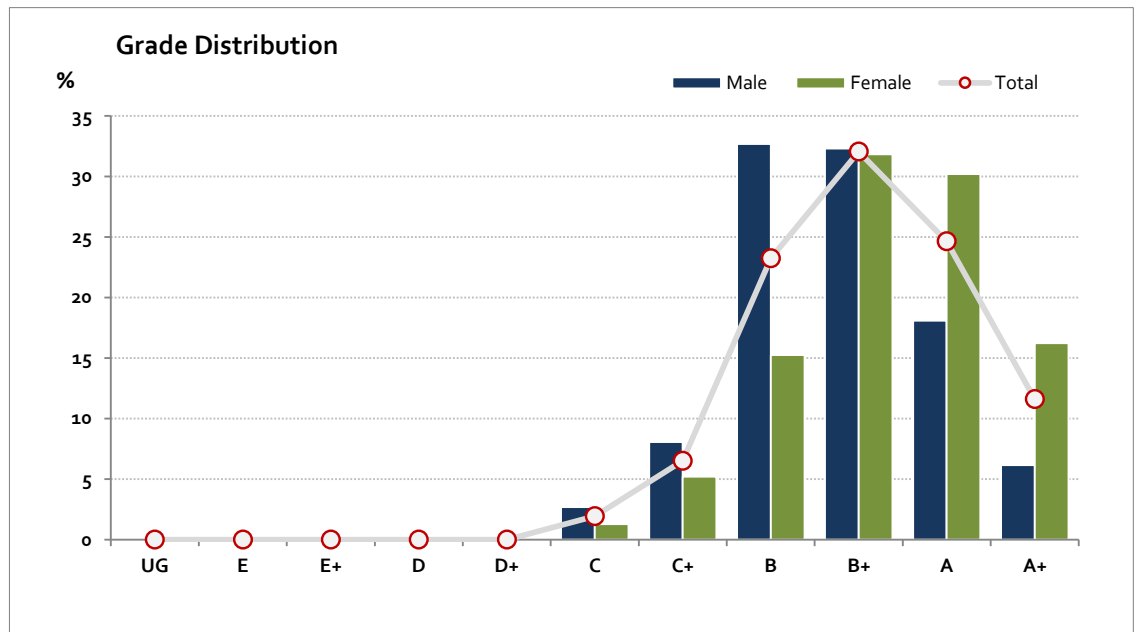
Grade		UG	E	E+	D	D+	C	C+	B	B+	A	A+	NR	Total
Male	n	0	0	0	0	0	7	21	85	84	47	16	0	260
	%	0.0	0.0	0.0	0.0	0.0	2.7	8.1	32.7	32.3	18.1	6.2	0.0	100.0
Female	n	0	0	0	0	0	4	16	47	98	93	50	0	308
	%	0.0	0.0	0.0	0.0	0.0	1.3	5.2	15.3	31.8	30.2	16.2	0.0	100.0
Gender X	n	0	0	0	0	0	0	0	0	0	0	0	0	0
	%	0.0	0.0	0.0	0.0	0.0	0.0	0.0	0.0	0.0	0.0	0.0	0.0	0.0
Total	n	0	0	0	0	0	11	37	132	182	140	66	0	568
	%	0.0	0.0	0.0	0.0	0.0	1.9	6.5	23.2	32.0	24.6	11.6	0.0	100.0
Score Ranges		0-4	5-9	10-14	15-19	20-21	22-31	32-34	35-39	40-44	45-47	48-50	N/A	Max 50

For privacy reasons, a gender with less than 5 students assessed has been assigned to the category of NR (Not Reported).

Summary Statistics:	
Mean	41.9
Std Dev	5.1
Median	B+

Not Assessed:	
Male	9
Female	3
Gender X	0
Total	12

Total Enrolments incl. Not Assessed:	
Male	269
Female	311
Gender X	0
Total	580



Gender X numbers are too low for a graph to be meaningful

LOTE Chinese Second Language Advanced

Graded Assessment 2 COURSEWORK UNIT 4 2020

Table of Grade Distribution by Gender

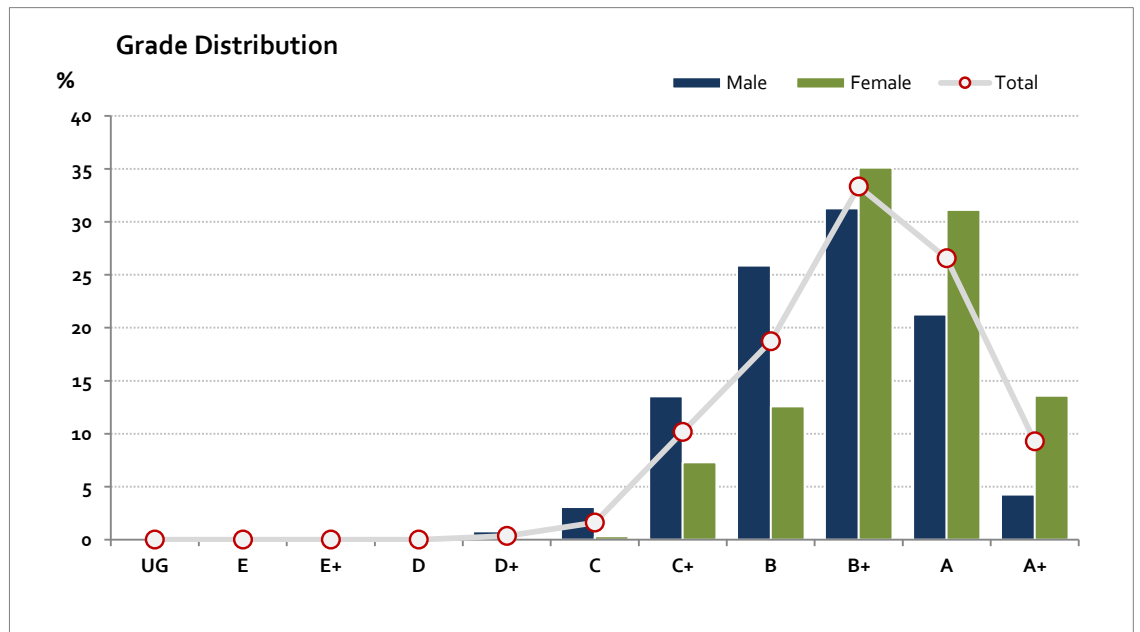
Grade		UG	E	E+	D	D+	C	C+	B	B+	A	A+	NR	Total
Male	n	0	0	0	0	2	8	35	67	81	55	11	0	259
	%	0.0	0.0	0.0	0.0	0.8	3.1	13.5	25.9	31.3	21.2	4.2	0.0	100.0
Female	n	0	0	0	0	0	1	22	38	106	94	41	0	302
	%	0.0	0.0	0.0	0.0	0.0	0.3	7.3	12.6	35.1	31.1	13.6	0.0	100.0
Gender X	n	0	0	0	0	0	0	0	0	0	0	0	0	0
	%	0.0	0.0	0.0	0.0	0.0	0.0	0.0	0.0	0.0	0.0	0.0	0.0	0.0
Total	n	0	0	0	0	2	9	57	105	187	149	52	0	561
	%	0.0	0.0	0.0	0.0	0.4	1.6	10.2	18.7	33.3	26.6	9.3	0.0	100.0
Score Ranges		0-4	5-9	10-14	15-19	20-21	22-29	30-35	36-39	40-44	45-48	49-50	N/A	Max 50

For privacy reasons, a gender with less than 5 students assessed has been assigned to the category of NR (Not Reported).

Summary Statistics:	
Mean	41.9
Std Dev	5.3
Median	B+

Not Assessed:	
Male	10
Female	9
Gender X	0
Total	19

Total Enrolments incl. Not Assessed:	
Male	269
Female	311
Gender X	0
Total	580



Gender X numbers are too low for a graph to be meaningful

LOTE Chinese Second Language Advanced

Graded Assessment 3 ORAL AND WRITTEN EXAMINATION 2020

Table of Grade Distribution by Gender

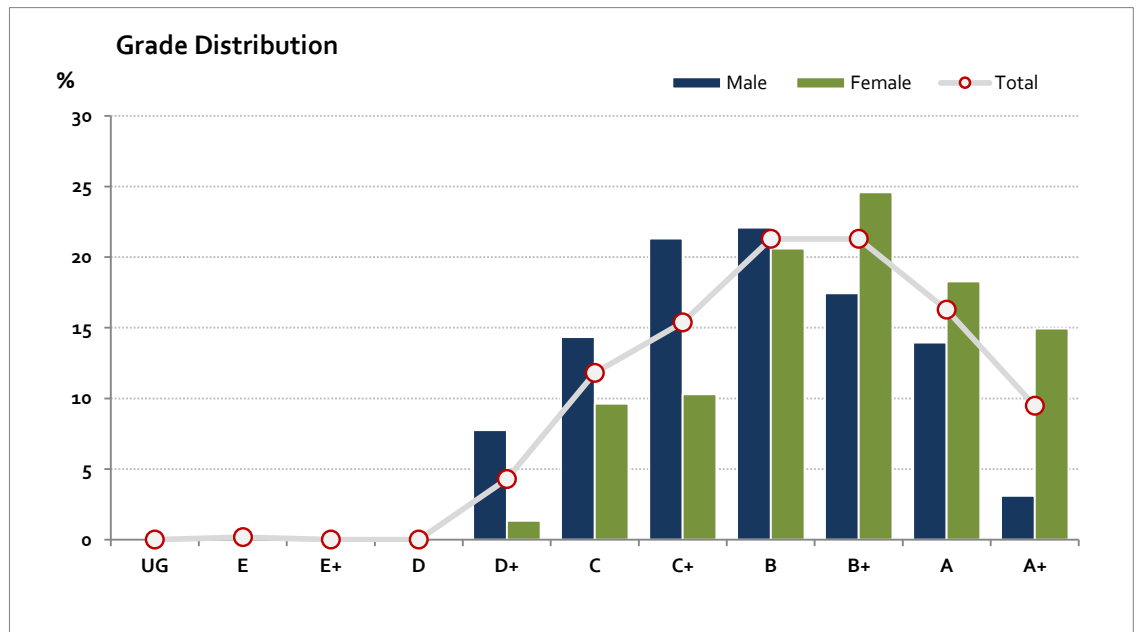
Grade		UG	E	E+	D	D+	C	C+	B	B+	A	A+	NR	Total
Male	n	0	0	0	0	20	37	55	57	45	36	8	0	258
	%	0.0	0.0	0.0	0.0	7.8	14.3	21.3	22.1	17.4	14.0	3.1	0.0	100.0
Female	n	0	1	0	0	4	29	31	62	74	55	45	0	301
	%	0.0	0.3	0.0	0.0	1.3	9.6	10.3	20.6	24.6	18.3	15.0	0.0	100.0
Gender X	n	0	0	0	0	0	0	0	0	0	0	0	0	0
	%	0.0	0.0	0.0	0.0	0.0	0.0	0.0	0.0	0.0	0.0	0.0	0.0	0.0
Total	n	0	1	0	0	24	66	86	119	119	91	53	0	559
	%	0.0	0.2	0.0	0.0	4.3	11.8	15.4	21.3	21.3	16.3	9.5	0.0	100.0
Score Ranges		0-39	40-79	80-119	120-159	160-231	232-257	258-276	277-296	297-315	316-328	329-400	N/A	Max 400

For privacy reasons, a gender with less than 5 students assessed has been assigned to the category of NR (Not Reported).

Summary Statistics:	
Mean	290.4
Std Dev	34.3
Median	B

Not Assessed:	
Male	11
Female	10
Gender X	0
Total	21

Total Enrolments incl. Not Assessed:	
Male	269
Female	311
Gender X	0
Total	580



Gender X numbers are too low for a graph to be meaningful