

LOTE French

Graded Assessment 1 COURSEWORK UNIT 3 2020

Table of Grade Distribution by Gender

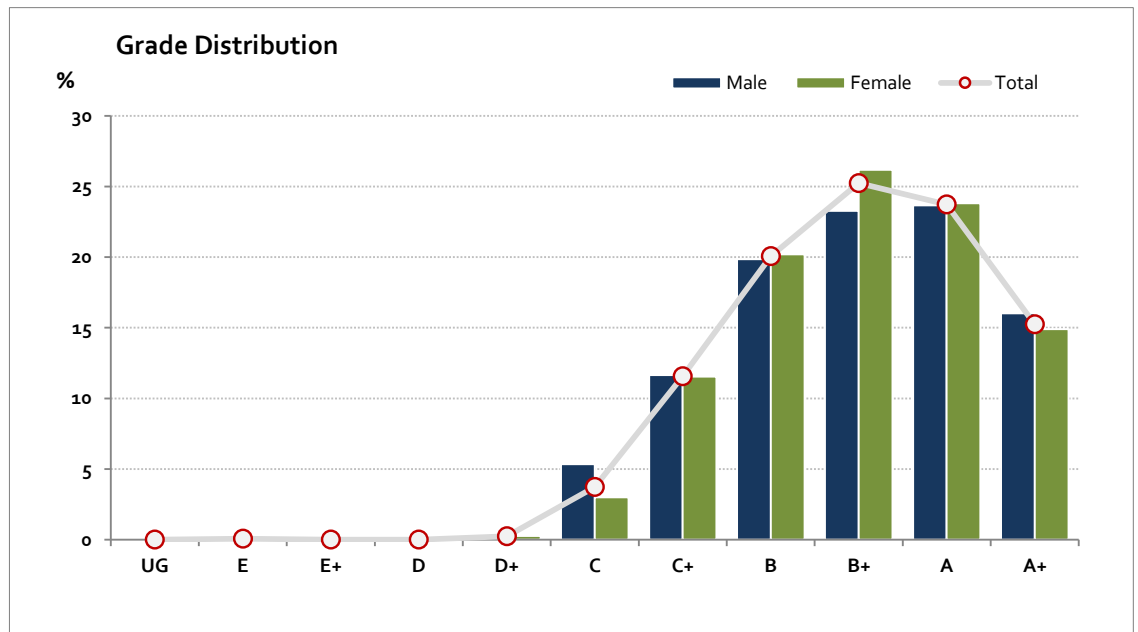
Grade		UG	E	E+	D	D+	C	C+	B	B+	A	A+	NR	Total
Male	n	0	0	0	0	1	28	61	104	122	124	84	0	524
	%	0.0	0.0	0.0	0.0	0.2	5.3	11.6	19.8	23.3	23.7	16.0	0.0	100.0
Female	n	0	1	0	0	3	34	131	229	297	270	169	0	1,134
	%	0.0	0.1	0.0	0.0	0.3	3.0	11.6	20.2	26.2	23.8	14.9	0.0	100.0
Gender X	n	0	0	0	0	0	0	0	0	0	0	0	2	2
	%	0.0	0.0	0.0	0.0	0.0	0.0	0.0	0.0	0.0	0.0	0.0	100.0	100.0
Total	n	0	1	0	0	4	62	192	333	419	394	253	2	1,660
	%	0.0	0.1	0.0	0.0	0.2	3.7	11.6	20.1	25.2	23.7	15.2	0.1	100.0
Score Ranges		0-1	2-7	8-9	10-14	15-19	20-27	28-31	32-35	36-40	41-45	46-50	N/A	Max 50

For privacy reasons, a gender with less than 5 students assessed has been assigned to the category of NR (Not Reported).

Summary Statistics:	
Mean	38.3
Std Dev	6.4
Median	B+

Not Assessed:	
Male	4
Female	13
Gender X	0
Total	17

Total Enrolments incl. Not Assessed:	
Male	528
Female	1,147
Gender X	2
Total	1,677



Gender X numbers are too low for a graph to be meaningful

LOTE French

Graded Assessment 2 COURSEWORK UNIT 4 2020

Table of Grade Distribution by Gender

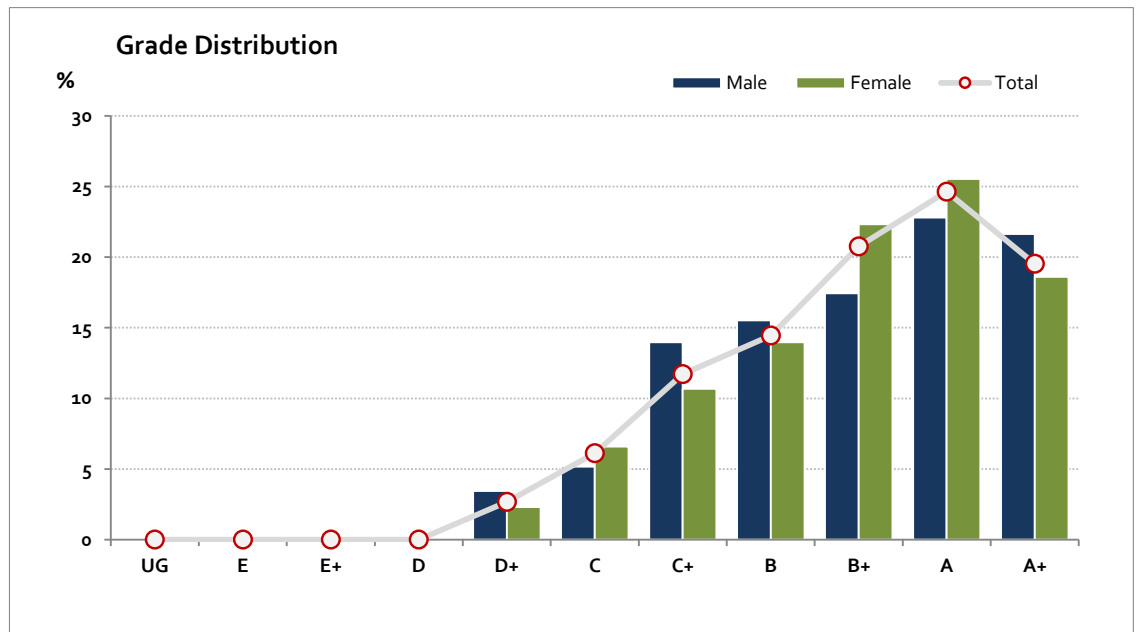
Grade		UG	E	E+	D	D+	C	C+	B	B+	A	A+	NR	Total
Male	n	0	0	0	0	18	27	73	81	91	119	113	0	522
	%	0.0	0.0	0.0	0.0	3.4	5.2	14.0	15.5	17.4	22.8	21.6	0.0	100.0
Female	n	0	0	0	0	26	74	120	157	251	287	209	0	1,124
	%	0.0	0.0	0.0	0.0	2.3	6.6	10.7	14.0	22.3	25.5	18.6	0.0	100.0
Gender X	n	0	0	0	0	0	0	0	0	0	0	0	2	2
	%	0.0	0.0	0.0	0.0	0.0	0.0	0.0	0.0	0.0	0.0	0.0	100.0	100.0
Total	n	0	0	0	0	44	101	193	238	342	406	322	2	1,648
	%	0.0	0.0	0.0	0.0	2.7	6.1	11.7	14.4	20.8	24.6	19.5	0.1	100.0
Score Ranges		0-1	2-4	5-9	10-14	15-27	28-30	31-33	34-36	37-40	41-45	46-50	N/A	Max 50

For privacy reasons, a gender with less than 5 students assessed has been assigned to the category of NR (Not Reported).

Summary Statistics:	
Mean	39.2
Std Dev	6.3
Median	B+

Not Assessed:	
Male	6
Female	23
Gender X	0
Total	29

Total Enrolments incl. Not Assessed:	
Male	528
Female	1,147
Gender X	2
Total	1,677



Gender X numbers are too low for a graph to be meaningful

LOTE French

Graded Assessment 3 ORAL AND WRITTEN EXAMINATION 2020

Table of Grade Distribution by Gender

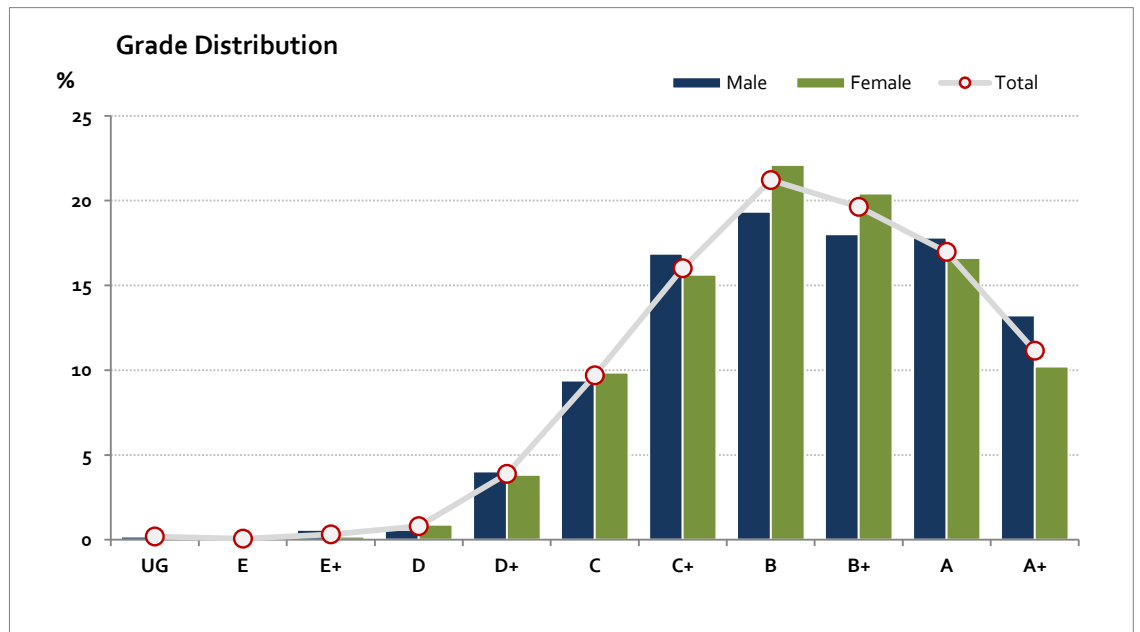
Grade		UG	E	E+	D	D+	C	C+	B	B+	A	A+	NR	Total
Male	n	1	0	3	3	21	49	88	101	94	93	69	0	522
	%	0.2	0.0	0.6	0.6	4.0	9.4	16.9	19.3	18.0	17.8	13.2	0.0	100.0
Female	n	2	1	2	10	43	111	176	249	230	187	115	0	1,126
	%	0.2	0.1	0.2	0.9	3.8	9.9	15.6	22.1	20.4	16.6	10.2	0.0	100.0
Gender X	n	0	0	0	0	0	0	0	0	0	0	0	2	2
	%	0.0	0.0	0.0	0.0	0.0	0.0	0.0	0.0	0.0	0.0	0.0	100.0	100.0
Total	n	3	1	5	13	64	160	264	350	324	280	184	2	1,650
	%	0.2	0.1	0.3	0.8	3.9	9.7	16.0	21.2	19.6	17.0	11.2	0.1	100.0
Score Ranges		0-39	40-48	49-73	74-91	92-119	120-150	151-186	187-230	231-269	270-311	312-400	N/A	Max 400

For privacy reasons, a gender with less than 5 students assessed has been assigned to the category of NR (Not Reported).

Summary Statistics:	
Mean	225.7
Std Dev	66.3
Median	B

Not Assessed:	
Male	6
Female	21
Gender X	0
Total	27

Total Enrolments incl. Not Assessed:	
Male	528
Female	1,147
Gender X	2
Total	1,677



Gender X numbers are too low for a graph to be meaningful