

## LOTE German

### Graded Assessment 1 COURSEWORK UNIT 3 2020

Table of Grade Distribution by Gender

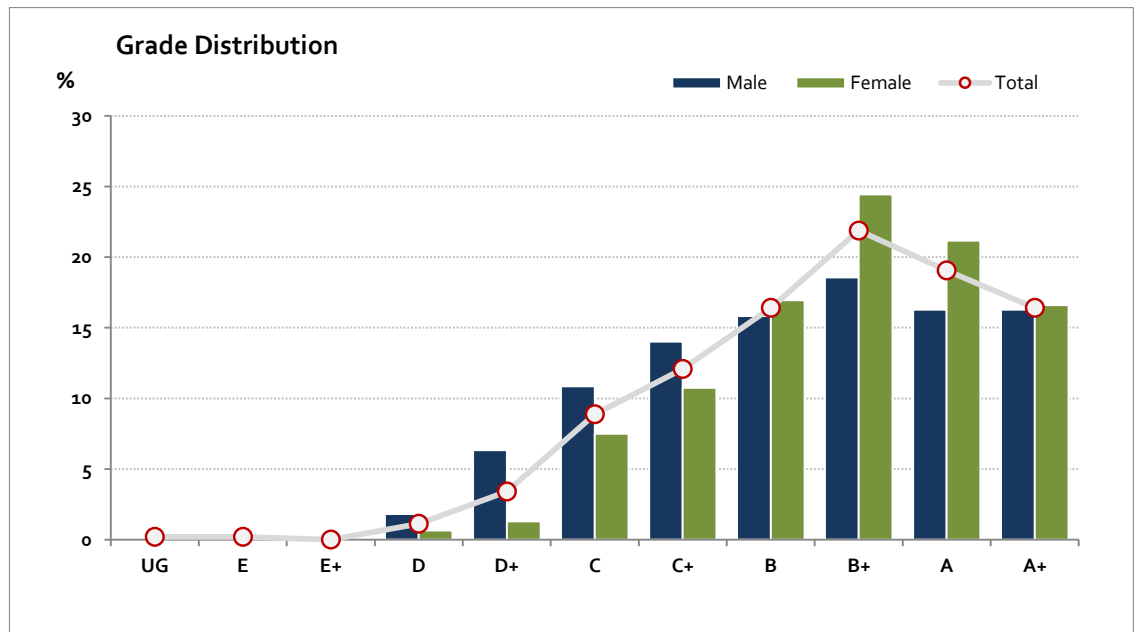
Grade		UG	E	E+	D	D+	C	C+	B	B+	A	A+	NR	Total
Male	n	0	0	0	4	14	24	31	35	41	36	36	0	221
	%	0.0	0.0	0.0	1.8	6.3	10.9	14.0	15.8	18.6	16.3	16.3	0.0	100.0
Female	n	1	1	0	2	4	23	33	52	75	65	51	0	307
	%	0.3	0.3	0.0	0.7	1.3	7.5	10.7	16.9	24.4	21.2	16.6	0.0	100.0
Gender X	n	0	0	0	0	0	0	0	0	0	0	0	2	2
	%	0.0	0.0	0.0	0.0	0.0	0.0	0.0	0.0	0.0	0.0	0.0	100.0	100.0
Total	n	1	1	0	6	18	47	64	87	116	101	87	2	530
	%	0.2	0.2	0.0	1.1	3.4	8.9	12.1	16.4	21.9	19.1	16.4	0.4	100.0
Score Ranges		0-4	5-9	10-14	15-19	20-25	26-29	30-32	33-36	37-41	42-45	46-50	N/A	Max 50

For privacy reasons, a gender with less than 5 students assessed has been assigned to the category of NR (Not Reported).

Summary Statistics:	
Mean	37.7
Std Dev	7.6
Median	B+

Not Assessed:	
Male	1
Female	2
Gender X	0
Total	3

Total Enrolments incl. Not Assessed:	
Male	222
Female	309
Gender X	2
Total	533



Gender X numbers are too low for a graph to be meaningful

## LOTE German

### Graded Assessment 2 COURSEWORK UNIT 4 2020

Table of Grade Distribution by Gender

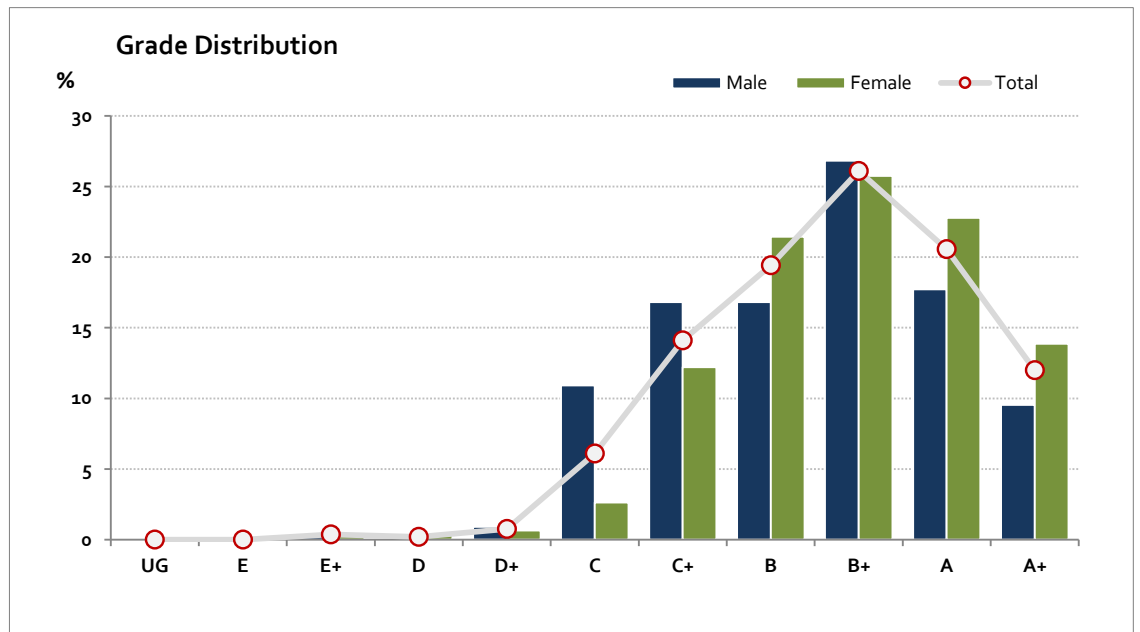
Grade		UG	E	E+	D	D+	C	C+	B	B+	A	A+	NR	Total
Male	n	0	0	1	0	2	24	37	37	59	39	21	0	220
	%	0.0	0.0	0.5	0.0	0.9	10.9	16.8	16.8	26.8	17.7	9.5	0.0	100.0
Female	n	0	0	1	1	2	8	37	65	78	69	42	0	303
	%	0.0	0.0	0.3	0.3	0.7	2.6	12.2	21.5	25.7	22.8	13.9	0.0	100.0
Gender X	n	0	0	0	0	0	0	0	0	0	0	0	2	2
	%	0.0	0.0	0.0	0.0	0.0	0.0	0.0	0.0	0.0	0.0	0.0	100.0	100.0
Total	n	0	0	2	1	4	32	74	102	137	108	63	2	525
	%	0.0	0.0	0.4	0.2	0.8	6.1	14.1	19.4	26.1	20.6	12.0	0.4	100.0
Score Ranges		0-4	5-9	10-14	15-16	17-19	20-27	28-31	32-36	37-42	43-47	48-50	N/A	Max 50

For privacy reasons, a gender with less than 5 students assessed has been assigned to the category of NR (Not Reported).

Summary Statistics:	
Mean	38
Std Dev	7.5
Median	B+

Not Assessed:	
Male	2
Female	6
Gender X	0
Total	8

Total Enrolments incl. Not Assessed:	
Male	222
Female	309
Gender X	2
Total	533



Gender X numbers are too low for a graph to be meaningful

# LOTE German

## Graded Assessment 3 ORAL AND WRITTEN EXAMINATION 2020

Table of Grade Distribution by Gender

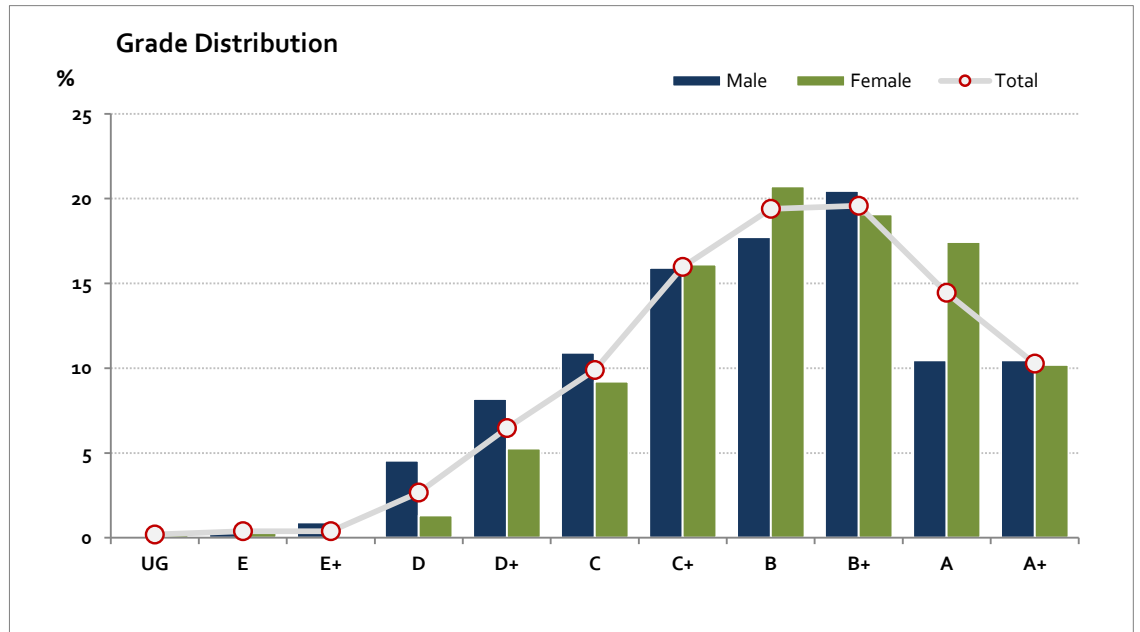
Grade		UG	E	E+	D	D+	C	C+	B	B+	A	A+	NR	Total
Male	n	0	1	2	10	18	24	35	39	45	23	23	0	220
	%	0.0	0.5	0.9	4.5	8.2	10.9	15.9	17.7	20.5	10.5	10.5	0.0	100.0
Female	n	1	1	0	4	16	28	49	63	58	53	31	0	304
	%	0.3	0.3	0.0	1.3	5.3	9.2	16.1	20.7	19.1	17.4	10.2	0.0	100.0
Gender X	n	0	0	0	0	0	0	0	0	0	0	0	2	2
	%	0.0	0.0	0.0	0.0	0.0	0.0	0.0	0.0	0.0	0.0	0.0	100.0	100.0
Total	n	1	2	2	14	34	52	84	102	103	76	54	2	526
	%	0.2	0.4	0.4	2.7	6.5	9.9	16.0	19.4	19.6	14.4	10.3	0.4	100.0
Score Ranges		0-39	40-79	80-94	95-130	131-163	164-196	197-233	234-280	281-321	322-358	359-400	N/A	Max 400

For privacy reasons, a gender with less than 5 students assessed has been assigned to the category of NR (Not Reported).

Summary Statistics:	
Mean	263.2
Std Dev	73.1
Median	B

Not Assessed:	
Male	2
Female	5
Gender X	0
Total	7

Total Enrolments incl. Not Assessed:	
Male	222
Female	309
Gender X	2
Total	533



Gender X numbers are too low for a graph to be meaningful