

LOTE Indonesian Second Language

Graded Assessment 1 COURSEWORK UNIT 3 2020

Table of Grade Distribution by Gender

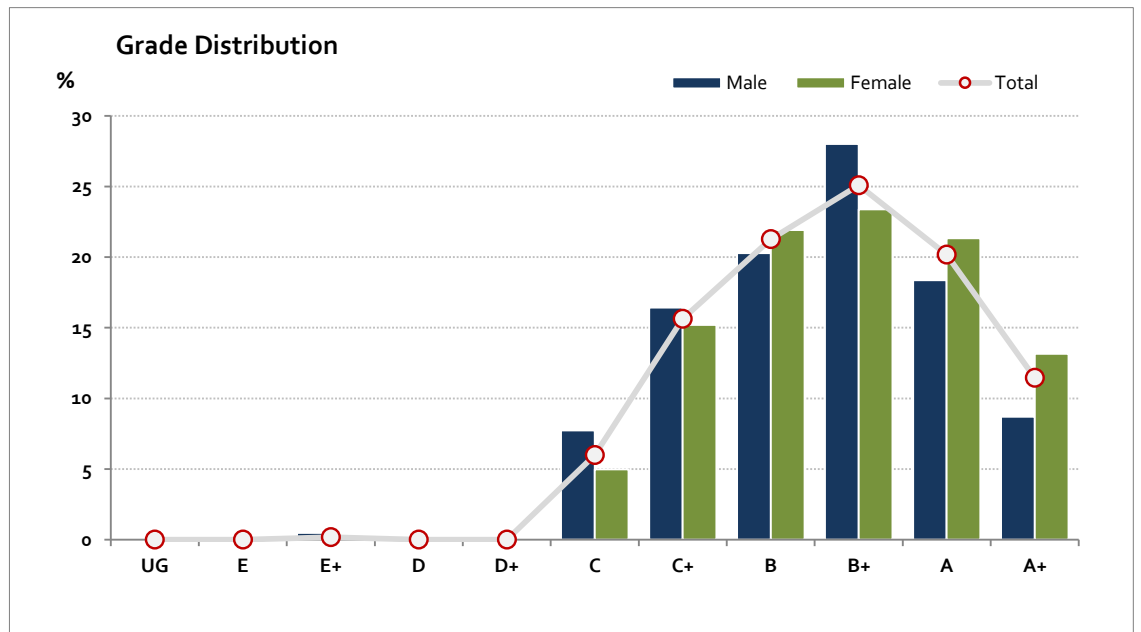
Grade		UG	E	E+	D	D+	C	C+	B	B+	A	A+	NR	Total
Male	n	0	0	1	0	0	16	34	42	58	38	18	0	207
	%	0.0	0.0	0.5	0.0	0.0	7.7	16.4	20.3	28.0	18.4	8.7	0.0	100.0
Female	n	0	0	0	0	0	17	52	75	80	73	45	0	342
	%	0.0	0.0	0.0	0.0	0.0	5.0	15.2	21.9	23.4	21.3	13.2	0.0	100.0
Gender X	n	0	0	0	0	0	0	0	0	0	0	0	1	1
	%	0.0	0.0	0.0	0.0	0.0	0.0	0.0	0.0	0.0	0.0	0.0	100.0	100.0
Total	n	0	0	1	0	0	33	86	117	138	111	63	1	550
	%	0.0	0.0	0.2	0.0	0.0	6.0	15.6	21.3	25.1	20.2	11.5	0.2	100.0
Score Ranges		0-4	5-9	10-14	15-19	20-24	25-29	30-33	34-37	38-41	42-46	47-50	N/A	Max 50

For privacy reasons, a gender with less than 5 students assessed has been assigned to the category of NR (Not Reported).

Summary Statistics:	
Mean	38.6
Std Dev	6
Median	B+

Not Assessed:	
Male	2
Female	8
Gender X	0
Total	10

Total Enrolments incl. Not Assessed:	
Male	209
Female	350
Gender X	1
Total	560



Gender X numbers are too low for a graph to be meaningful

LOTE Indonesian Second Language

Graded Assessment 2 COURSEWORK UNIT 4 2020

Table of Grade Distribution by Gender

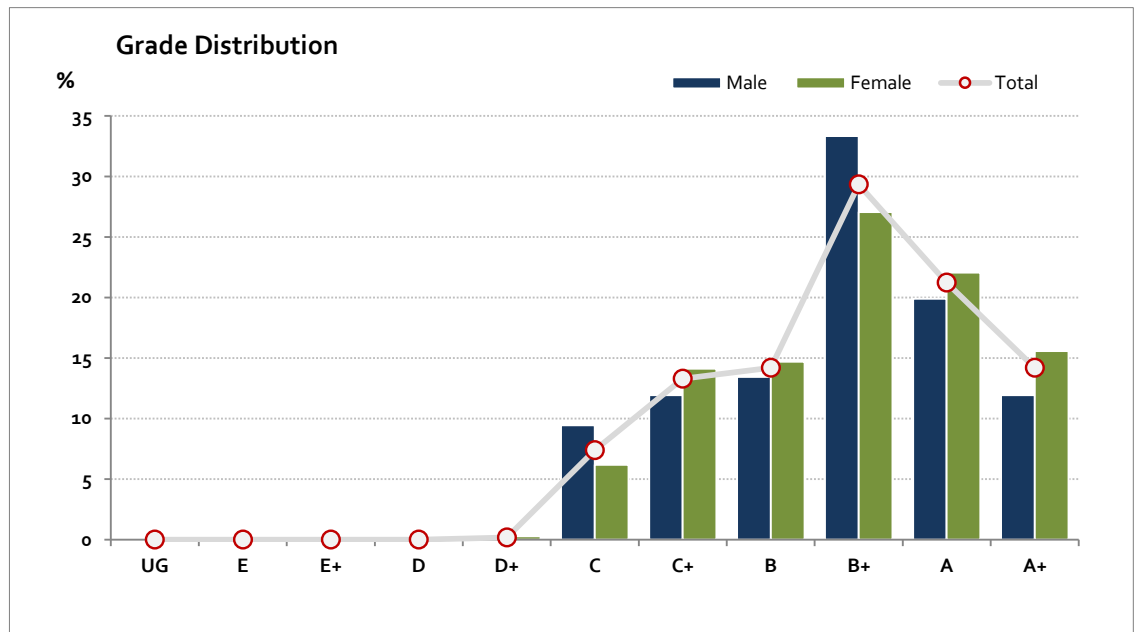
Grade		UG	E	E+	D	D+	C	C+	B	B+	A	A+	NR	Total
Male	n	0	0	0	0	0	19	24	27	67	40	24	0	201
	%	0.0	0.0	0.0	0.0	0.0	9.5	11.9	13.4	33.3	19.9	11.9	0.0	100.0
Female	n	0	0	0	0	1	21	48	50	92	75	53	0	340
	%	0.0	0.0	0.0	0.0	0.3	6.2	14.1	14.7	27.1	22.1	15.6	0.0	100.0
Gender X	n	0	0	0	0	0	0	0	0	0	0	0	1	1
	%	0.0	0.0	0.0	0.0	0.0	0.0	0.0	0.0	0.0	0.0	0.0	100.0	100.0
Total	n	0	0	0	0	1	40	72	77	159	115	77	1	542
	%	0.0	0.0	0.0	0.0	0.2	7.4	13.3	14.2	29.3	21.2	14.2	0.2	100.0
Score Ranges		0-4	5-9	10-14	15-19	20-24	25-30	31-33	34-36	37-41	42-46	47-50	N/A	Max 50

For privacy reasons, a gender with less than 5 students assessed has been assigned to the category of NR (Not Reported).

Summary Statistics:	
Mean	39.2
Std Dev	6.1
Median	B+

Not Assessed:	
Male	8
Female	10
Gender X	0
Total	18

Total Enrolments incl. Not Assessed:	
Male	209
Female	350
Gender X	1
Total	560



Gender X numbers are too low for a graph to be meaningful

LOTE Indonesian Second Language

Graded Assessment 3 ORAL AND WRITTEN EXAMINATION 2020

Table of Grade Distribution by Gender

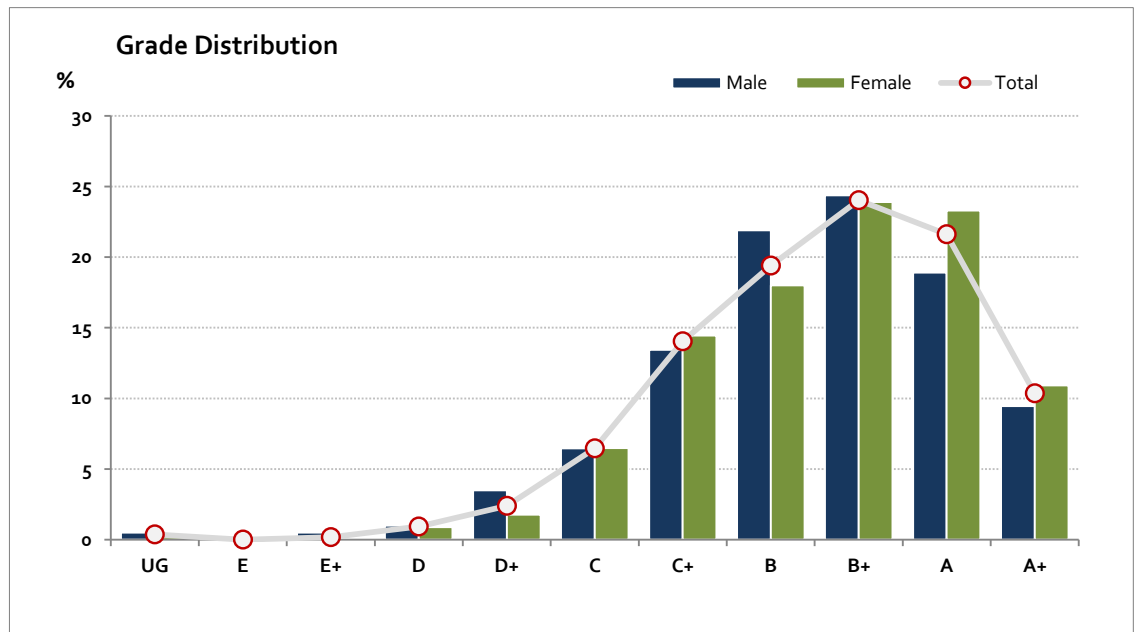
Grade	UG	E	E+	D	D+	C	C+	B	B+	A	A+	NR	Total
Male	n 1	0	1	2	7	13	27	44	49	38	19	0	201
	% 0.5	0.0	0.5	1.0	3.5	6.5	13.4	21.9	24.4	18.9	9.5	0.0	100.0
Female	n 1	0	0	3	6	22	49	61	81	79	37	0	339
	% 0.3	0.0	0.0	0.9	1.8	6.5	14.5	18.0	23.9	23.3	10.9	0.0	100.0
Gender X	n 0	0	0	0	0	0	0	0	0	0	0	1	1
	% 0.0	0.0	0.0	0.0	0.0	0.0	0.0	0.0	0.0	0.0	0.0	100.0	100.0
Total	n 2	0	1	5	13	35	76	105	130	117	56	1	541
	% 0.4	0.0	0.2	0.9	2.4	6.5	14.0	19.4	24.0	21.6	10.4	0.2	100.0
Score Ranges	0-19	20-39	40-48	49-66	67-83	84-105	106-140	141-169	170-209	210-262	263-400	N/A	Max 400

For privacy reasons, a gender with less than 5 students assessed has been assigned to the category of NR (Not Reported).

Summary Statistics:	
Mean	181.9
Std Dev	59.7
Median	B+

Not Assessed:	
Male	8
Female	11
Gender X	0
Total	19

Total Enrolments incl. Not Assessed:	
Male	209
Female	350
Gender X	1
Total	560



Gender X numbers are too low for a graph to be meaningful