

## LOTE Vietnamese First Language

### Graded Assessment 1 COURSEWORK UNIT 3 2020

Table of Grade Distribution by Gender

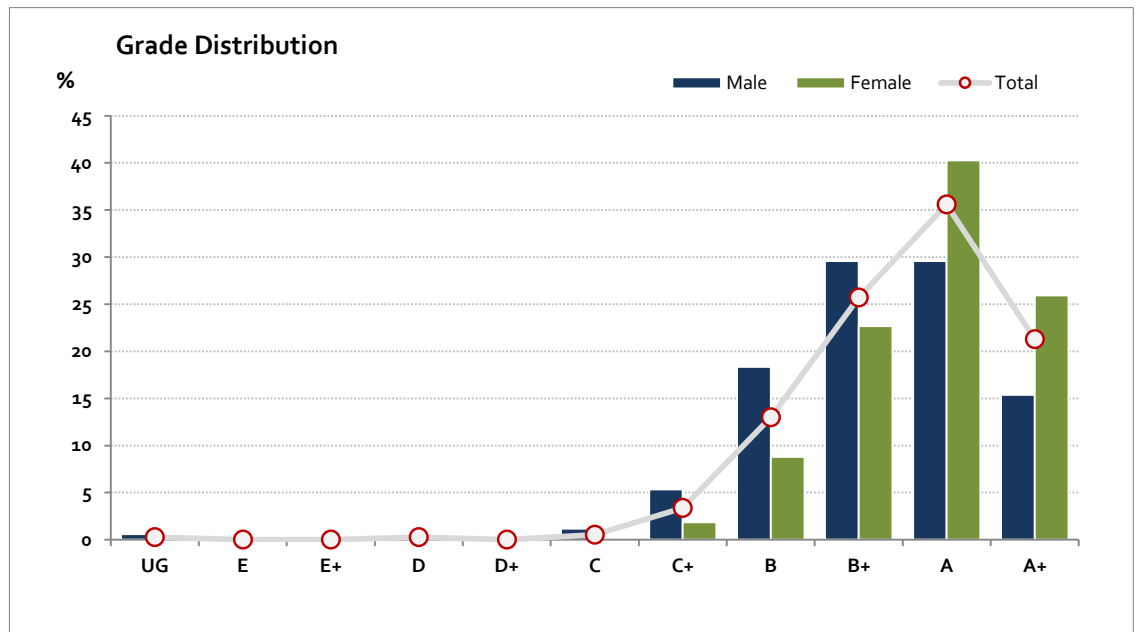
Grade		UG	E	E+	D	D+	C	C+	B	B+	A	A+	NR	Total
Male	n	1	0	0	0	0	2	9	31	50	50	26	0	169
	%	0.6	0.0	0.0	0.0	0.0	1.2	5.3	18.3	29.6	29.6	15.4	0.0	100.0
Female	n	0	0	0	1	0	0	4	19	49	87	56	0	216
	%	0.0	0.0	0.0	0.5	0.0	0.0	1.9	8.8	22.7	40.3	25.9	0.0	100.0
Gender X	n	0	0	0	0	0	0	0	0	0	0	0	0	0
	%	0.0	0.0	0.0	0.0	0.0	0.0	0.0	0.0	0.0	0.0	0.0	0.0	0.0
Total	n	1	0	0	1	0	2	13	50	99	137	82	0	385
	%	0.3	0.0	0.0	0.3	0.0	0.5	3.4	13.0	25.7	35.6	21.3	0.0	100.0
Score Ranges		0-2	3-4	5-9	10-14	15-19	20-24	25-29	30-34	35-39	40-45	46-50	N/A	Max 50

For privacy reasons, a gender with less than 5 students assessed has been assigned to the category of NR (Not Reported).

Summary Statistics:	
Mean	40
Std Dev	6.2
Median	A

Not Assessed:	
Male	3
Female	8
Gender X	0
Total	11

Total Enrolments incl. Not Assessed:	
Male	172
Female	224
Gender X	0
Total	396



Gender X numbers are too low for a graph to be meaningful

## LOTE Vietnamese First Language

### Graded Assessment 2 COURSEWORK UNIT 4 2020

Table of Grade Distribution by Gender

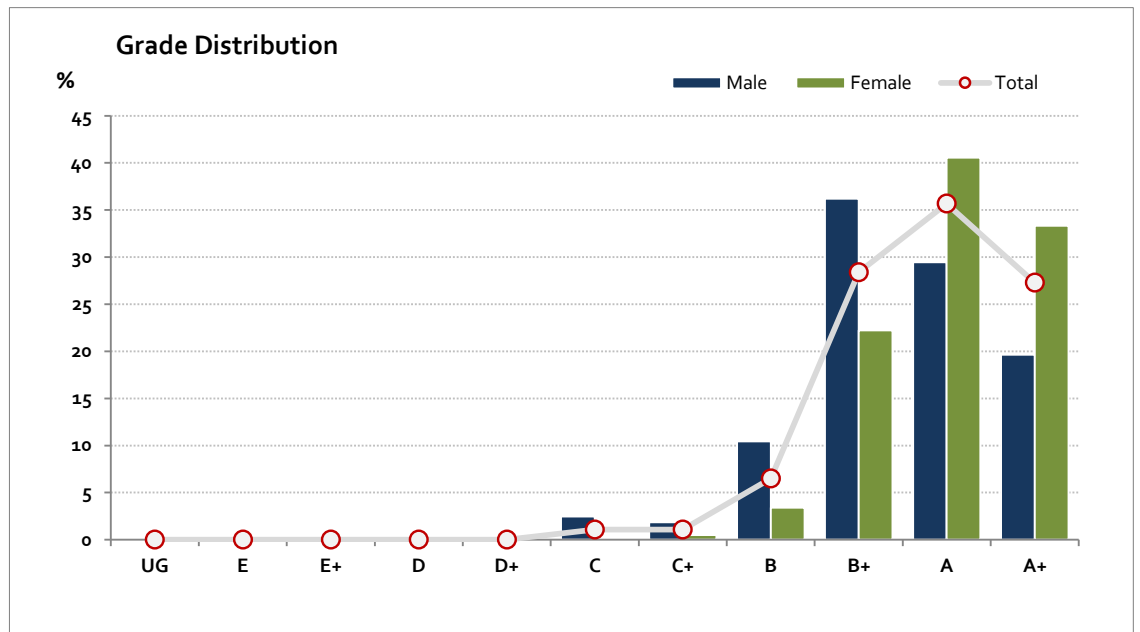
Grade		UG	E	E+	D	D+	C	C+	B	B+	A	A+	NR	Total
Male	n	0	0	0	0	0	4	3	17	59	48	32	0	163
	%	0.0	0.0	0.0	0.0	0.0	2.5	1.8	10.4	36.2	29.4	19.6	0.0	100.0
Female	n	0	0	0	0	0	0	1	7	46	84	69	0	207
	%	0.0	0.0	0.0	0.0	0.0	0.0	0.5	3.4	22.2	40.6	33.3	0.0	100.0
Gender X	n	0	0	0	0	0	0	0	0	0	0	0	0	0
	%	0.0	0.0	0.0	0.0	0.0	0.0	0.0	0.0	0.0	0.0	0.0	0.0	0.0
Total	n	0	0	0	0	0	4	4	24	105	132	101	0	370
	%	0.0	0.0	0.0	0.0	0.0	1.1	1.1	6.5	28.4	35.7	27.3	0.0	100.0
Score Ranges		0-1	2-4	5-9	10-14	15-19	20-24	25-29	30-34	35-40	41-45	46-50	N/A	Max 50

For privacy reasons, a gender with less than 5 students assessed has been assigned to the category of NR (Not Reported).

Summary Statistics:	
Mean	41.5
Std Dev	5.5
Median	A

Not Assessed:	
Male	9
Female	17
Gender X	0
Total	26

Total Enrolments incl. Not Assessed:	
Male	172
Female	224
Gender X	0
Total	396



Gender X numbers are too low for a graph to be meaningful

# LOTE Vietnamese First Language

## Graded Assessment 3 ORAL AND WRITTEN EXAMINATION 2020

Table of Grade Distribution by Gender

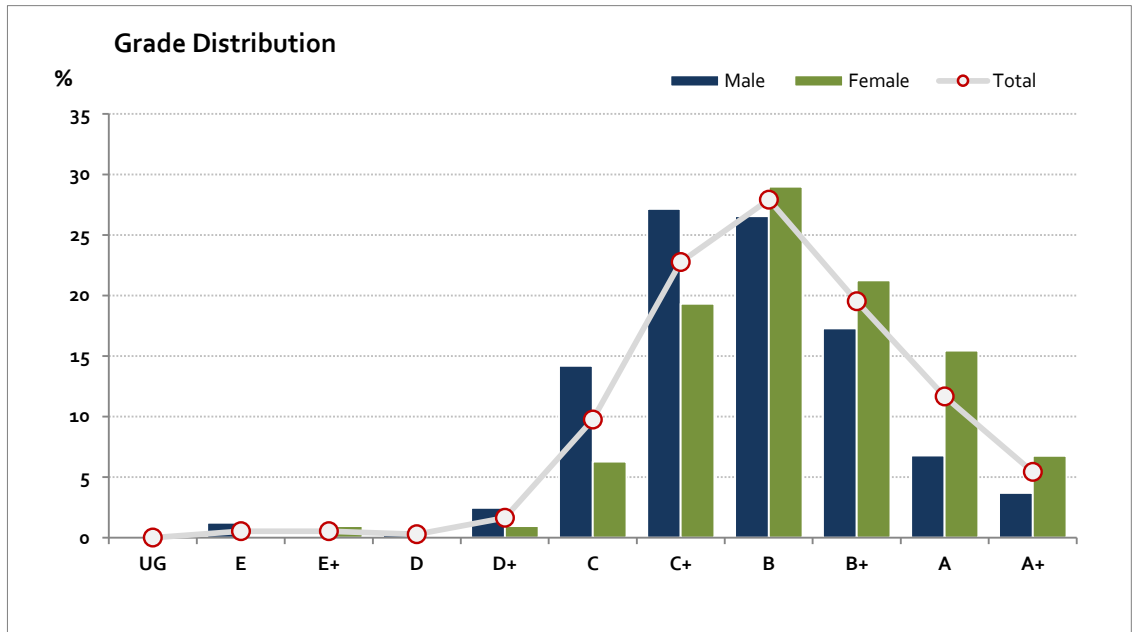
Grade	UG	E	E+	D	D+	C	C+	B	B+	A	A+	NR	Total	
<b>Male</b>	n	0	2	0	1	4	23	44	43	28	11	6	0	162
	%	0.0	1.2	0.0	0.6	2.5	14.2	27.2	26.5	17.3	6.8	3.7	0.0	100.0
<b>Female</b>	n	0	0	2	0	2	13	40	60	44	32	14	0	207
	%	0.0	0.0	1.0	0.0	1.0	6.3	19.3	29.0	21.3	15.5	6.8	0.0	100.0
<b>Gender X</b>	n	0	0	0	0	0	0	0	0	0	0	0	0	0
	%	0.0	0.0	0.0	0.0	0.0	0.0	0.0	0.0	0.0	0.0	0.0	0.0	0.0
<b>Total</b>	n	0	2	2	1	6	36	84	103	72	43	20	0	369
	%	0.0	0.5	0.5	0.3	1.6	9.8	22.8	27.9	19.5	11.7	5.4	0.0	100.0
<b>Score Ranges</b>		0-19	20-24	25-30	31-35	36-89	90-114	115-129	130-143	144-157	158-163	164-200	N/A	Max 200

For privacy reasons, a gender with less than 5 students assessed has been assigned to the category of NR (Not Reported).

Summary Statistics:	
Mean	135.3
Std Dev	22.5
Median	B

Not Assessed:	
Male	10
Female	17
Gender X	0
Total	27

Total Enrolments incl. Not Assessed:	
Male	172
Female	224
Gender X	0
Total	396



Gender X numbers are too low for a graph to be meaningful