

LOTE Vietnamese Second Language

Graded Assessment 1 COURSEWORK UNIT 3 2020

Table of Grade Distribution by Gender

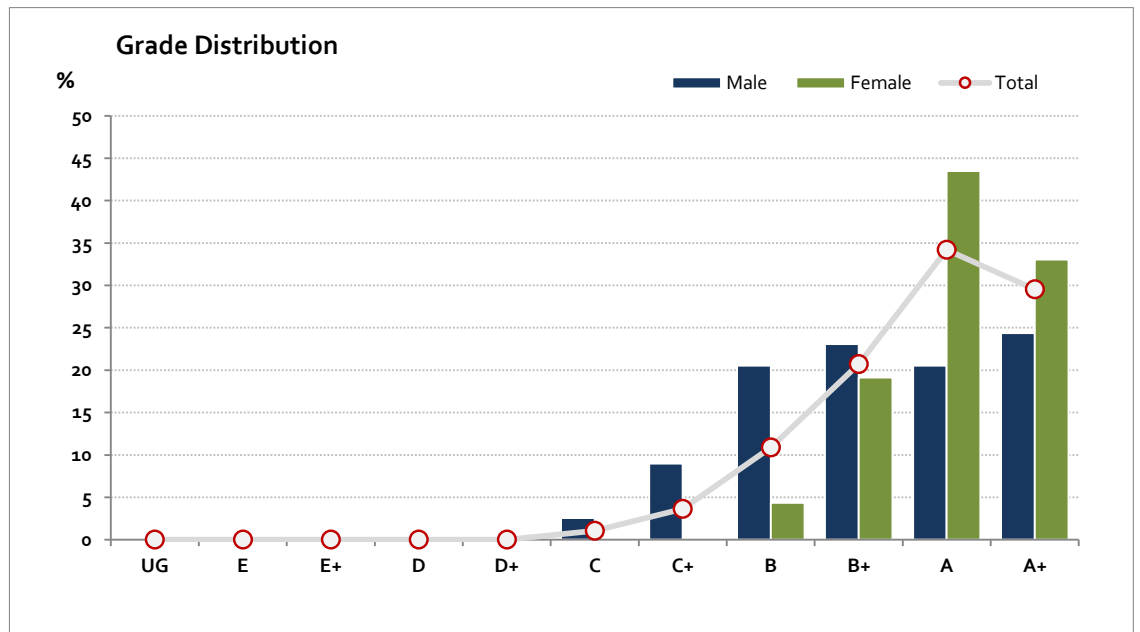
Grade		UG	E	E+	D	D+	C	C+	B	B+	A	A+	NR	Total
Male	n	0	0	0	0	0	2	7	16	18	16	19	0	78
	%	0.0	0.0	0.0	0.0	0.0	2.6	9.0	20.5	23.1	20.5	24.4	0.0	100.0
Female	n	0	0	0	0	0	0	0	5	22	50	38	0	115
	%	0.0	0.0	0.0	0.0	0.0	0.0	0.0	4.3	19.1	43.5	33.0	0.0	100.0
Gender X	n	0	0	0	0	0	0	0	0	0	0	0	0	0
	%	0.0	0.0	0.0	0.0	0.0	0.0	0.0	0.0	0.0	0.0	0.0	0.0	0.0
Total	n	0	0	0	0	0	2	7	21	40	66	57	0	193
	%	0.0	0.0	0.0	0.0	0.0	1.0	3.6	10.9	20.7	34.2	29.5	0.0	100.0
Score Ranges		0-4	5-9	10-14	15-19	20-24	25-26	27-31	32-35	36-39	40-45	46-50	N/A	Max 50

For privacy reasons, a gender with less than 5 students assessed has been assigned to the category of NR (Not Reported).

Summary Statistics:	
Mean	41.5
Std Dev	5.6
Median	A

Not Assessed:	
Male	0
Female	2
Gender X	0
Total	2

Total Enrolments incl. Not Assessed:	
Male	78
Female	117
Gender X	0
Total	195



Gender X numbers are too low for a graph to be meaningful

LOTE Vietnamese Second Language

Graded Assessment 2 COURSEWORK UNIT 4 2020

Table of Grade Distribution by Gender

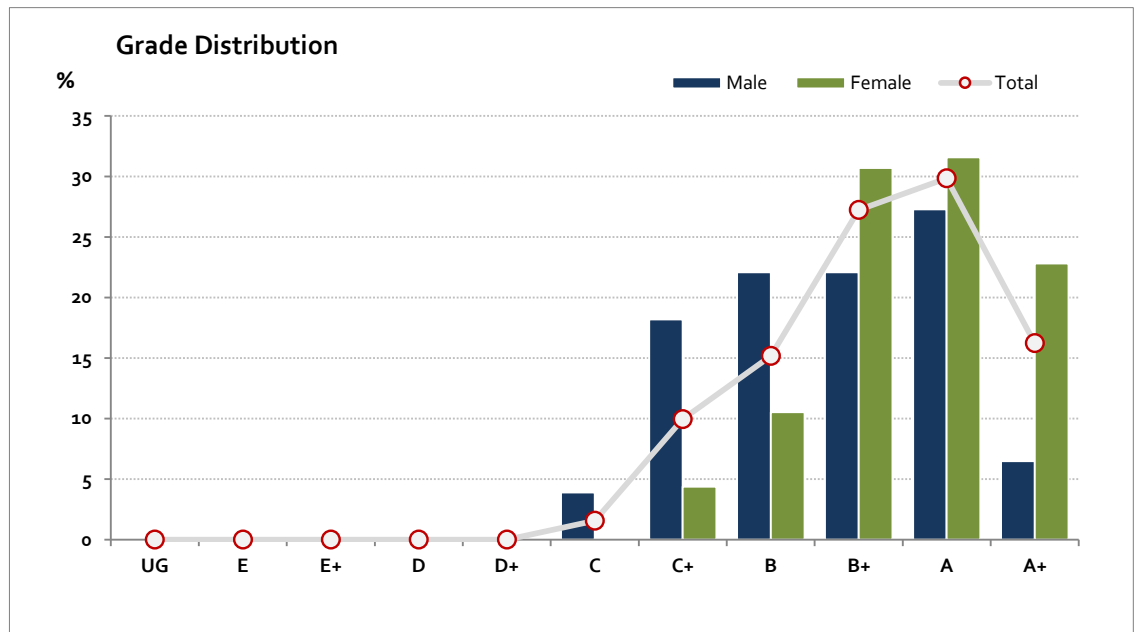
Grade		UG	E	E+	D	D+	C	C+	B	B+	A	A+	NR	Total
Male	n	0	0	0	0	0	3	14	17	17	21	5	0	77
	%	0.0	0.0	0.0	0.0	0.0	3.9	18.2	22.1	22.1	27.3	6.5	0.0	100.0
Female	n	0	0	0	0	0	0	5	12	35	36	26	0	114
	%	0.0	0.0	0.0	0.0	0.0	0.0	4.4	10.5	30.7	31.6	22.8	0.0	100.0
Gender X	n	0	0	0	0	0	0	0	0	0	0	0	0	0
	%	0.0	0.0	0.0	0.0	0.0	0.0	0.0	0.0	0.0	0.0	0.0	0.0	0.0
Total	n	0	0	0	0	0	3	19	29	52	57	31	0	191
	%	0.0	0.0	0.0	0.0	0.0	1.6	9.9	15.2	27.2	29.8	16.2	0.0	100.0
Score Ranges		0-1	2-6	7-11	12-16	17-21	22-26	27-34	35-37	38-42	43-47	48-50	N/A	Max 50

For privacy reasons, a gender with less than 5 students assessed has been assigned to the category of NR (Not Reported).

Summary Statistics:	
Mean	41.3
Std Dev	5.6
Median	B+

Not Assessed:	
Male	1
Female	3
Gender X	0
Total	4

Total Enrolments incl. Not Assessed:	
Male	78
Female	117
Gender X	0
Total	195



Gender X numbers are too low for a graph to be meaningful

LOTE Vietnamese Second Language

Graded Assessment 3 ORAL AND WRITTEN EXAMINATION 2020

Table of Grade Distribution by Gender

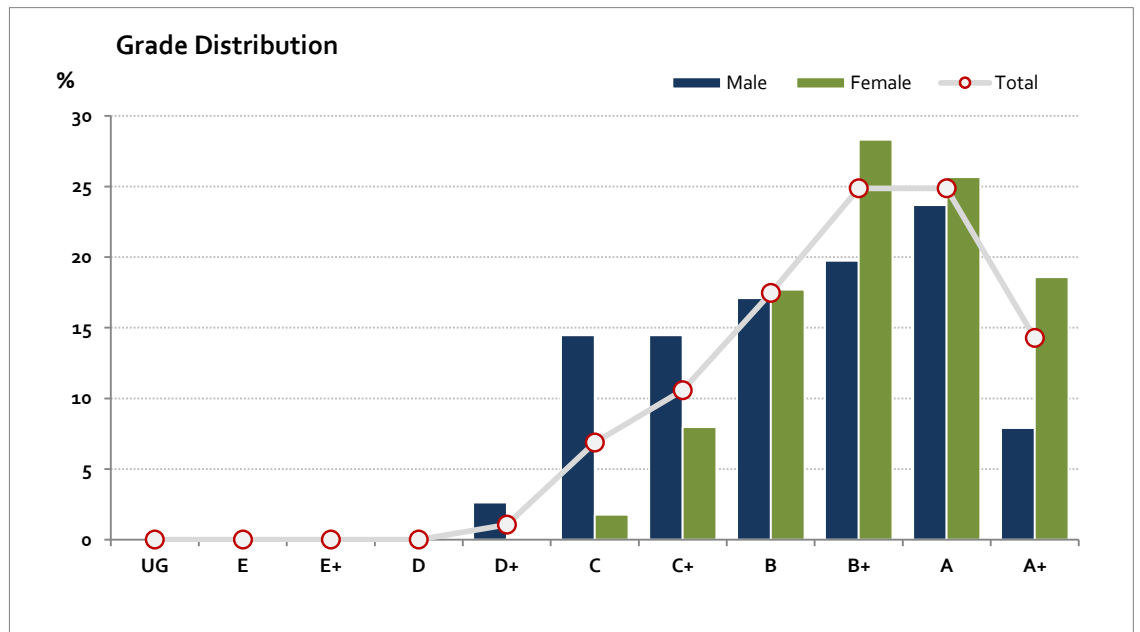
Grade	UG	E	E+	D	D+	C	C+	B	B+	A	A+	NR	Total	
Male	n	0	0	0	0	2	11	11	13	15	18	6	76	
	%	0.0	0.0	0.0	0.0	2.6	14.5	14.5	17.1	19.7	23.7	7.9	100.0	
Female	n	0	0	0	0	0	2	9	20	32	29	21	113	
	%	0.0	0.0	0.0	0.0	0.0	1.8	8.0	17.7	28.3	25.7	18.6	100.0	
Gender X	n	0	0	0	0	0	0	0	0	0	0	0	0	
	%	0.0	0.0	0.0	0.0	0.0	0.0	0.0	0.0	0.0	0.0	0.0	0.0	
Total	n	0	0	0	0	2	13	20	33	47	47	27	189	
	%	0.0	0.0	0.0	0.0	1.1	6.9	10.6	17.5	24.9	24.9	14.3	100.0	
Score Ranges		0-39	40-79	80-119	120-159	160-196	197-242	243-275	276-297	298-335	336-363	364-400	N/A	Max 400

For privacy reasons, a gender with less than 5 students assessed has been assigned to the category of NR (Not Reported).

Summary Statistics:	
Mean	313.4
Std Dev	45.3
Median	B+

Not Assessed:	
Male	2
Female	4
Gender X	0
Total	6

Total Enrolments incl. Not Assessed:	
Male	78
Female	117
Gender X	0
Total	195



Gender X numbers are too low for a graph to be meaningful