

Biology

Graded Assessment 1 COURSEWORK UNIT 3 2021

Table of Grade Distribution by Gender

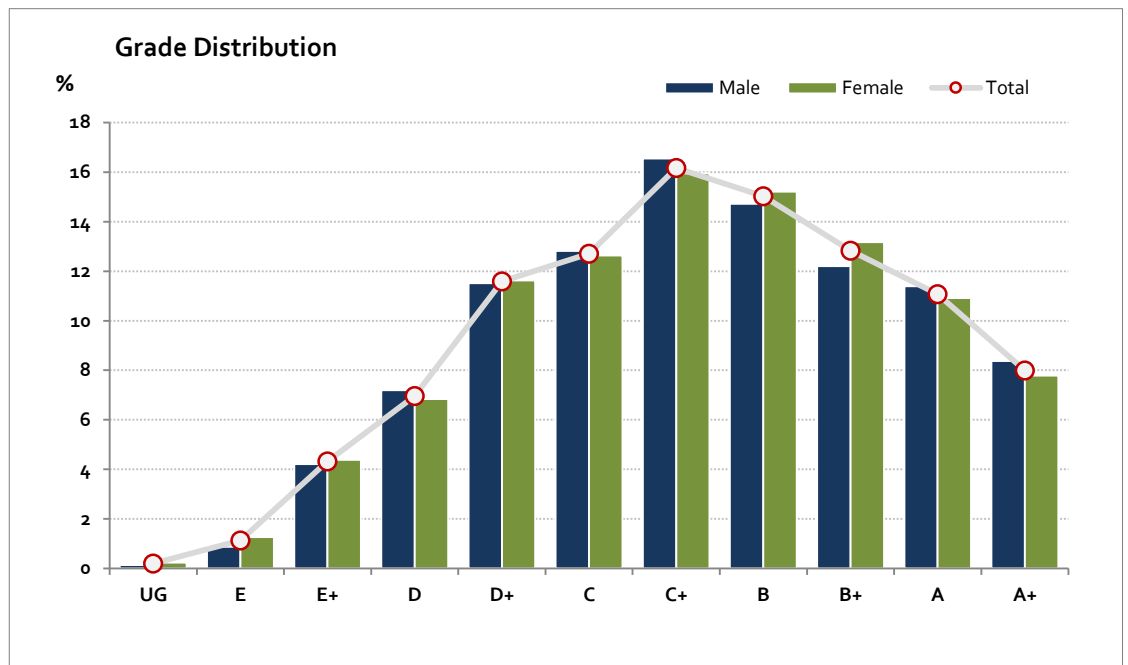
Grade		UG	E	E+	D	D+	C	C+	B	B+	A	A+	NR	Total
Male	n	7	46	221	378	605	673	869	773	641	598	440	0	5,251
	%	0.1	0.9	4.2	7.2	11.5	12.8	16.5	14.7	12.2	11.4	8.4	0.0	100.0
Female	n	22	121	419	654	1,112	1,208	1,525	1,455	1,260	1,044	744	0	9,564
	%	0.2	1.3	4.4	6.8	11.6	12.6	15.9	15.2	13.2	10.9	7.8	0.0	100.0
Gender X	n	1	0	1	0	1	4	3	0	1	1	1	0	13
	%	7.7	0.0	7.7	0.0	7.7	30.8	23.1	0.0	7.7	7.7	7.7	0.0	100.0
Total	n	30	167	641	1,032	1,718	1,885	2,397	2,228	1,902	1,643	1,185	0	14,828
	%	0.2	1.1	4.3	7.0	11.6	12.7	16.2	15.0	12.8	11.1	8.0	0.0	100.0
Score Ranges		0-9	10-25	26-36	37-44	45-53	54-61	62-70	71-78	79-85	86-92	93-100	N/A	Max 100

For privacy reasons, a gender with less than 5 students assessed has been assigned to the category of NR (Not Reported).

Summary Statistics:	
Mean	67.4
Std Dev	18.6
Median	C+

Not Assessed:	
Male	239
Female	454
Gender X	2
Total	695

Total Enrolments incl. Not Assessed:	
Male	5,490
Female	10,018
Gender X	15
Total	15,523



Gender X numbers are too low for a graph to be meaningful

The above 2021 information includes students from both the 2021 Victorian academic calendar year and the 2022 Northern Hemisphere Timetable (academic year from July to June). The NHT academic year results are subject to equating to ensure comparability with the results of the cohort assessed in the preceding calendar year.

Biology

Graded Assessment 2 COURSEWORK UNIT 4 2021

Table of Grade Distribution by Gender

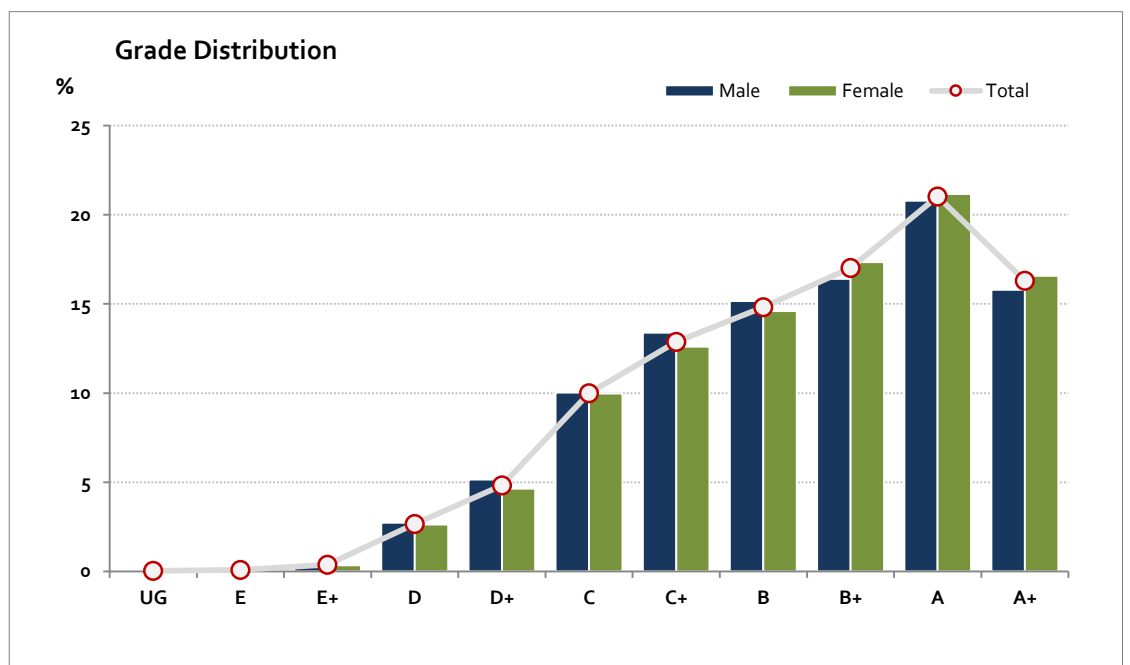
Grade		UG	E	E+	D	D+	C	C+	B	B+	A	A+	NR	Total
Male	n	2	3	22	139	262	509	680	770	833	1,055	802	0	5,077
	%	0.0	0.1	0.4	2.7	5.2	10.0	13.4	15.2	16.4	20.8	15.8	0.0	100.0
Female	n	3	9	32	243	429	922	1,164	1,348	1,602	1,954	1,531	0	9,237
	%	0.0	0.1	0.3	2.6	4.6	10.0	12.6	14.6	17.3	21.2	16.6	0.0	100.0
Gender X	n	0	0	0	0	0	0	0	5	2	2	1	0	10
	%	0.0	0.0	0.0	0.0	0.0	0.0	0.0	50.0	20.0	20.0	10.0	0.0	100.0
Total	n	5	12	54	382	691	1,431	1,844	2,123	2,437	3,011	2,334	0	14,324
	%	0.0	0.1	0.4	2.7	4.8	10.0	12.9	14.8	17.0	21.0	16.3	0.0	100.0
Score Ranges		0-8	9-17	18-27	28-38	39-44	45-51	52-58	59-65	66-72	73-81	82-90	N/A	Max 90

For privacy reasons, a gender with less than 5 students assessed has been assigned to the category of NR (Not Reported).

Summary Statistics:	
Mean	66.1
Std Dev	14.5
Median	B+

Not Assessed:	
Male	413
Female	781
Gender X	5
Total	1,199

Total Enrolments incl. Not Assessed:	
Male	5,490
Female	10,018
Gender X	15
Total	15,523



Gender X numbers are too low for a graph to be meaningful

The above 2021 information includes students from both the 2021 Victorian academic calendar year and the 2022 Northern Hemisphere Timetable (academic year from July to June). The NHT academic year results are subject to equating to ensure comparability with the results of the cohort assessed in the preceding calendar year.

Biology

Graded Assessment 3 WRITTEN EXAMINATION 2021

Table of Grade Distribution by Gender

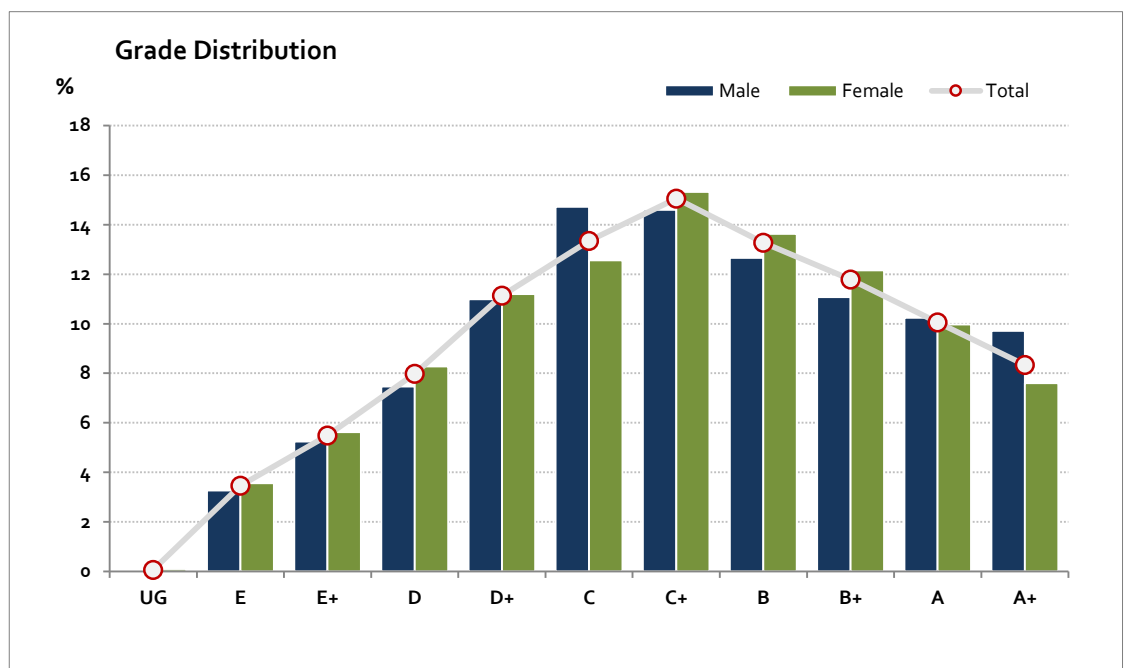
Grade		UG	E	E+	D	D+	C	C+	B	B+	A	A+	NR	Total
Male	n	1	165	265	377	555	743	737	639	559	517	490	0	5,048
	%	0.0	3.3	5.2	7.5	11.0	14.7	14.6	12.7	11.1	10.2	9.7	0.0	100.0
Female	n	9	328	517	761	1,030	1,155	1,409	1,253	1,118	917	699	0	9,196
	%	0.1	3.6	5.6	8.3	11.2	12.6	15.3	13.6	12.2	10.0	7.6	0.0	100.0
Gender X	n	0	0	0	0	2	5	0	0	3	0	0	0	10
	%	0.0	0.0	0.0	0.0	20.0	50.0	0.0	0.0	30.0	0.0	0.0	0.0	100.0
Total	n	10	493	782	1,138	1,587	1,903	2,146	1,892	1,680	1,434	1,189	0	14,254
	%	0.1	3.5	5.5	8.0	11.1	13.4	15.1	13.3	11.8	10.1	8.3	0.0	100.0
Score Ranges		0-23	24-53	54-70	71-88	89-107	108-128	129-148	149-166	167-182	183-198	199-240	N/A	Max 240

For privacy reasons, a gender with less than 5 students assessed has been assigned to the category of NR (Not Reported).

Summary Statistics:	
Mean	137
Std Dev	45.4
Median	C+

Not Assessed:	
Male	442
Female	822
Gender X	5
Total	1,269

Total Enrolments incl. Not Assessed:	
Male	5,490
Female	10,018
Gender X	15
Total	15,523



Gender X numbers are too low for a graph to be meaningful

The above 2021 information includes students from both the 2021 Victorian academic calendar year and the 2022 Northern Hemisphere Timetable (academic year from July to June). The NHT academic year results are subject to equating to ensure comparability with the results of the cohort assessed in the preceding calendar year.