

Chemistry

Graded Assessment 1 COURSEWORK UNIT 3 2021

Table of Grade Distribution by Gender

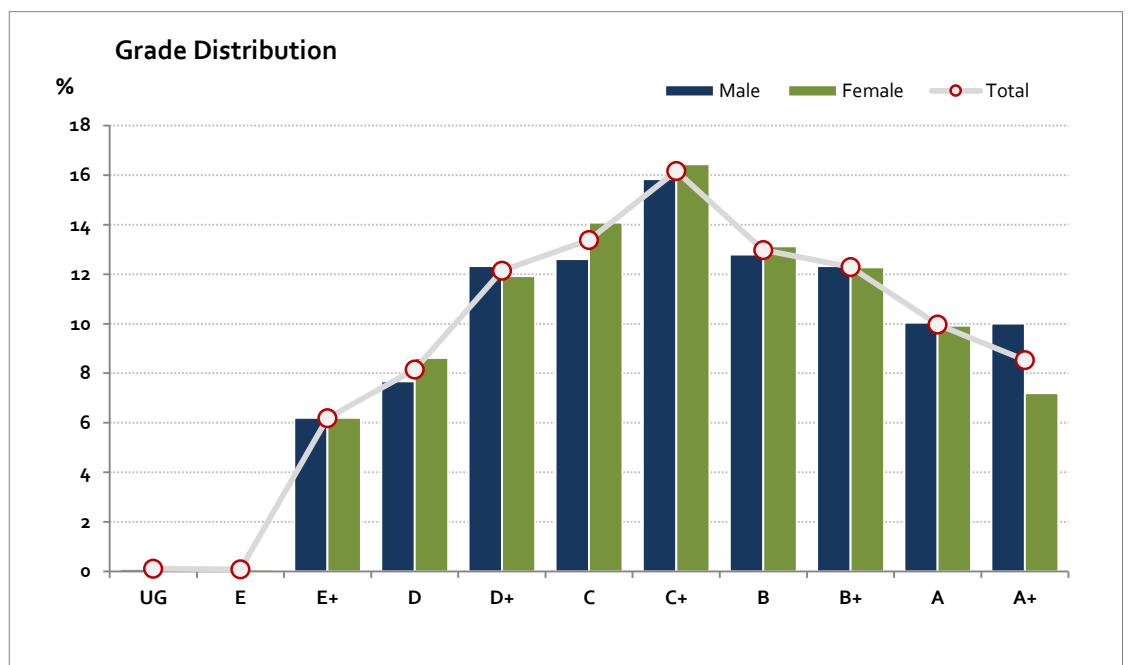
Grade		UG	E	E+	D	D+	C	C+	B	B+	A	A+	NR	Total
Male	n	5	4	319	395	634	649	815	658	634	517	515	0	5,145
	%	0.1	0.1	6.2	7.7	12.3	12.6	15.8	12.8	12.3	10.0	10.0	0.0	100.0
Female	n	7	5	344	478	661	781	912	728	681	550	399	0	5,546
	%	0.1	0.1	6.2	8.6	11.9	14.1	16.4	13.1	12.3	9.9	7.2	0.0	100.0
Gender X	n	0	0	0	0	4	2	3	3	0	0	0	0	12
	%	0.0	0.0	0.0	0.0	33.3	16.7	25.0	25.0	0.0	0.0	0.0	0.0	100.0
Total	n	12	9	663	873	1,299	1,432	1,730	1,389	1,315	1,067	914	0	10,703
	%	0.1	0.1	6.2	8.2	12.1	13.4	16.2	13.0	12.3	10.0	8.5	0.0	100.0
Score Ranges		0-9	10-13	14-41	42-48	49-56	57-64	65-73	74-80	81-87	88-94	95-100	N/A	Max 100

For privacy reasons, a gender with less than 5 students assessed has been assigned to the category of NR (Not Reported).

Summary Statistics:	
Mean	69.2
Std Dev	18.2
Median	C+

Not Assessed:	
Male	122
Female	114
Gender X	0
Total	236

Total Enrolments incl. Not Assessed:	
Male	5,267
Female	5,659
Gender X	12
Total	10,938



Gender X numbers are too low for a graph to be meaningful

The above 2021 information includes students from both the 2021 Victorian academic calendar year and the 2022 Northern Hemisphere Timetable (academic year from July to June). The NHT academic year results are subject to equating to ensure comparability with the results of the cohort assessed in the preceding calendar year.

Chemistry

Graded Assessment 2 COURSEWORK UNIT 4 2021

Table of Grade Distribution by Gender

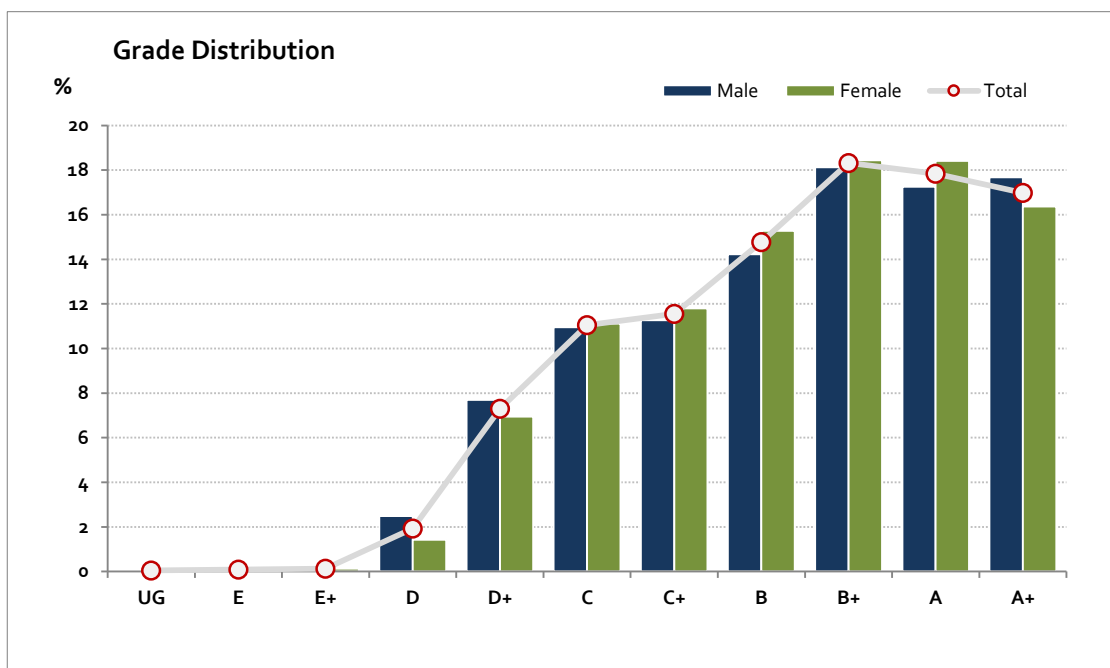
Grade		UG	E	E+	D	D+	C	C+	B	B+	A	A+	NR	Total
Male	n	4	5	6	125	388	552	568	717	914	870	891	0	5,040
	%	0.1	0.1	0.1	2.5	7.7	11.0	11.3	14.2	18.1	17.3	17.7	0.0	100.0
Female	n	1	4	7	77	377	604	641	830	1,002	1,000	889	0	5,432
	%	0.0	0.1	0.1	1.4	6.9	11.1	11.8	15.3	18.4	18.4	16.4	0.0	100.0
Gender X	n	0	0	0	0	0	2	2	2	5	1	0	0	12
	%	0.0	0.0	0.0	0.0	0.0	16.7	16.7	16.7	41.7	8.3	0.0	0.0	100.0
Total	n	5	9	13	202	765	1,158	1,211	1,549	1,921	1,871	1,780	0	10,484
	%	0.0	0.1	0.1	1.9	7.3	11.0	11.6	14.8	18.3	17.8	17.0	0.0	100.0
Score Ranges		0-8	9-17	18-23	24-36	37-44	45-51	52-57	58-64	65-72	73-81	82-90	N/A	Max 90

For privacy reasons, a gender with less than 5 students assessed has been assigned to the category of NR (Not Reported).

Summary Statistics:	
Mean	65.2
Std Dev	14.9
Median	B+

Not Assessed:	
Male	227
Female	228
Gender X	0
Total	455

Total Enrolments incl. Not Assessed:	
Male	5,267
Female	5,659
Gender X	12
Total	10,938



Gender X numbers are too low for a graph to be meaningful

The above 2021 information includes students from both the 2021 Victorian academic calendar year and the 2022 Northern Hemisphere Timetable (academic year from July to June). The NHT academic year results are subject to equating to ensure comparability with the results of the cohort assessed in the preceding calendar year.

Chemistry

Graded Assessment 3 WRITTEN EXAMINATION 2021

Table of Grade Distribution by Gender

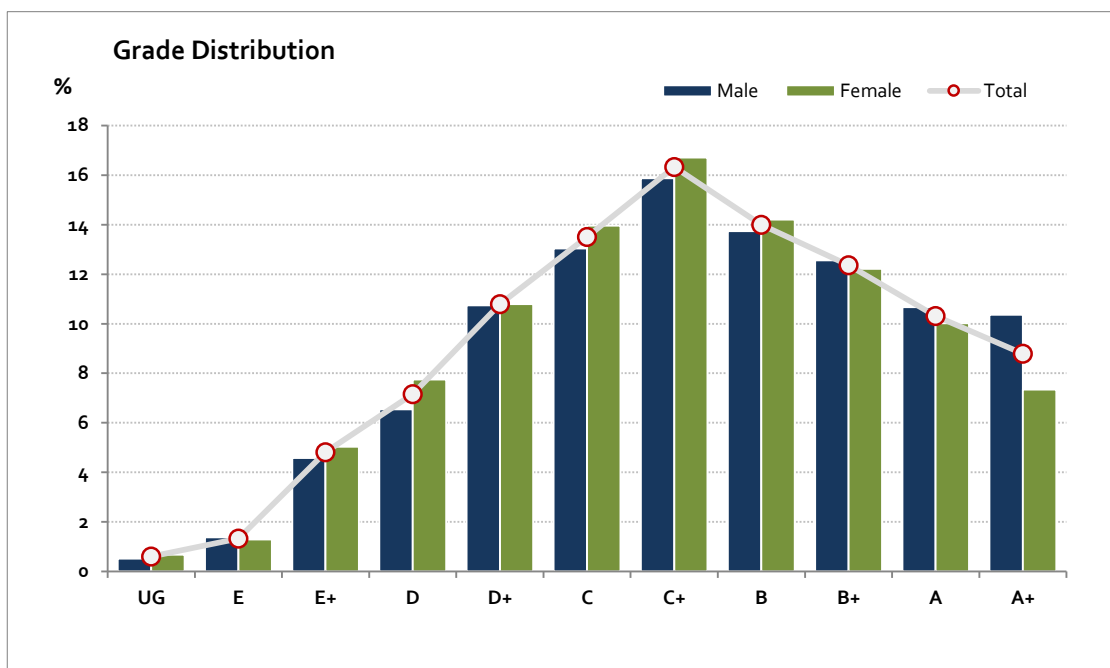
Grade		UG	E	E+	D	D+	C	C+	B	B+	A	A+	NR	Total
Male	n	26	69	230	328	539	654	796	689	630	535	520	0	5,016
	%	0.5	1.4	4.6	6.5	10.7	13.0	15.9	13.7	12.6	10.7	10.4	0.0	100.0
Female	n	37	70	273	420	585	757	906	770	662	543	398	0	5,421
	%	0.7	1.3	5.0	7.7	10.8	14.0	16.7	14.2	12.2	10.0	7.3	0.0	100.0
Gender X	n	0	0	0	0	4	0	4	4	0	0	0	0	12
	%	0.0	0.0	0.0	0.0	33.3	0.0	33.3	33.3	0.0	0.0	0.0	0.0	100.0
Total	n	63	139	503	748	1,128	1,411	1,706	1,463	1,292	1,078	918	0	10,449
	%	0.6	1.3	4.8	7.2	10.8	13.5	16.3	14.0	12.4	10.3	8.8	0.0	100.0
Score Ranges		0-18	19-26	27-41	42-57	58-77	78-99	100-125	126-146	147-165	166-185	186-240	N/A	Max 240

For privacy reasons, a gender with less than 5 students assessed has been assigned to the category of NR (Not Reported).

Summary Statistics:	
Mean	117.2
Std Dev	49.1
Median	C+

Not Assessed:	
Male	251
Female	239
Gender X	0
Total	490

Total Enrolments incl. Not Assessed:	
Male	5,267
Female	5,659
Gender X	12
Total	10,938



Gender X numbers are too low for a graph to be meaningful

The above 2021 information includes students from both the 2021 Victorian academic calendar year and the 2022 Northern Hemisphere Timetable (academic year from July to June). The NHT academic year results are subject to equating to ensure comparability with the results of the cohort assessed in the preceding calendar year.