

English (EAL)

Graded Assessment 1 COURSEWORK UNIT 3 2021

Table of Grade Distribution by Gender

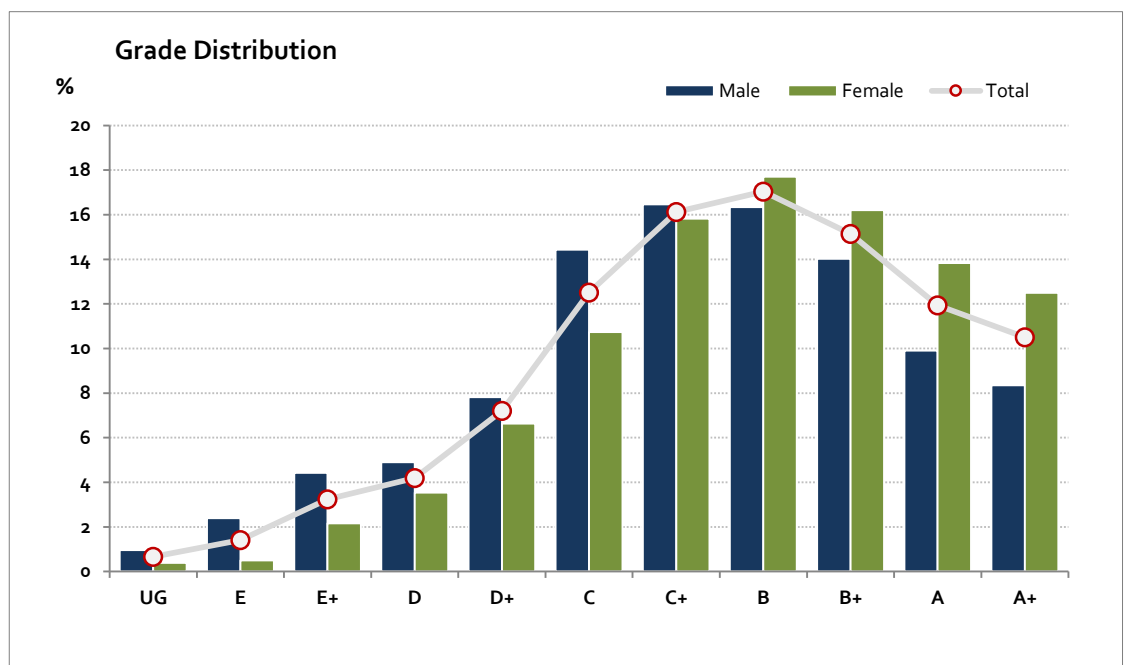
Grade		UG	E	E+	D	D+	C	C+	B	B+	A	A+	NR	Total
Male	n	16	40	74	82	131	242	276	274	235	166	140	0	1,676
	%	1.0	2.4	4.4	4.9	7.8	14.4	16.5	16.3	14.0	9.9	8.4	0.0	100.0
Female	n	7	9	39	64	120	194	286	320	293	250	226	0	1,808
	%	0.4	0.5	2.2	3.5	6.6	10.7	15.8	17.7	16.2	13.8	12.5	0.0	100.0
Gender X	n	0	0	0	0	0	0	0	0	0	0	0	2	2
	%	0.0	0.0	0.0	0.0	0.0	0.0	0.0	0.0	0.0	0.0	0.0	100.0	100.0
Total	n	23	49	113	146	251	436	562	594	528	416	366	2	3,486
	%	0.7	1.4	3.2	4.2	7.2	12.5	16.1	17.0	15.1	11.9	10.5	0.1	100.0
Score Ranges		0-5	6-17	18-32	33-41	42-49	50-57	58-65	66-72	73-80	81-88	89-100	N/A	Max 100

For privacy reasons, a gender with less than 5 students assessed has been assigned to the category of NR (Not Reported).

Summary Statistics:	
Mean	65.8
Std Dev	18.6
Median	B

Not Assessed:	
Male	102
Female	102
Gender X	0
Total	204

Total Enrolments incl. Not Assessed:	
Male	1,778
Female	1,910
Gender X	2
Total	3,690



Gender X numbers are too low for a graph to be meaningful

The above 2021 information includes students from both the 2021 Victorian academic calendar year and the 2022 Northern Hemisphere Timetable (academic year from July to June). The NHT academic year results are subject to equating to ensure comparability with the results of the cohort assessed in the preceding calendar year.

English (EAL)

Graded Assessment 2 COURSEWORK UNIT 4 2021

Table of Grade Distribution by Gender

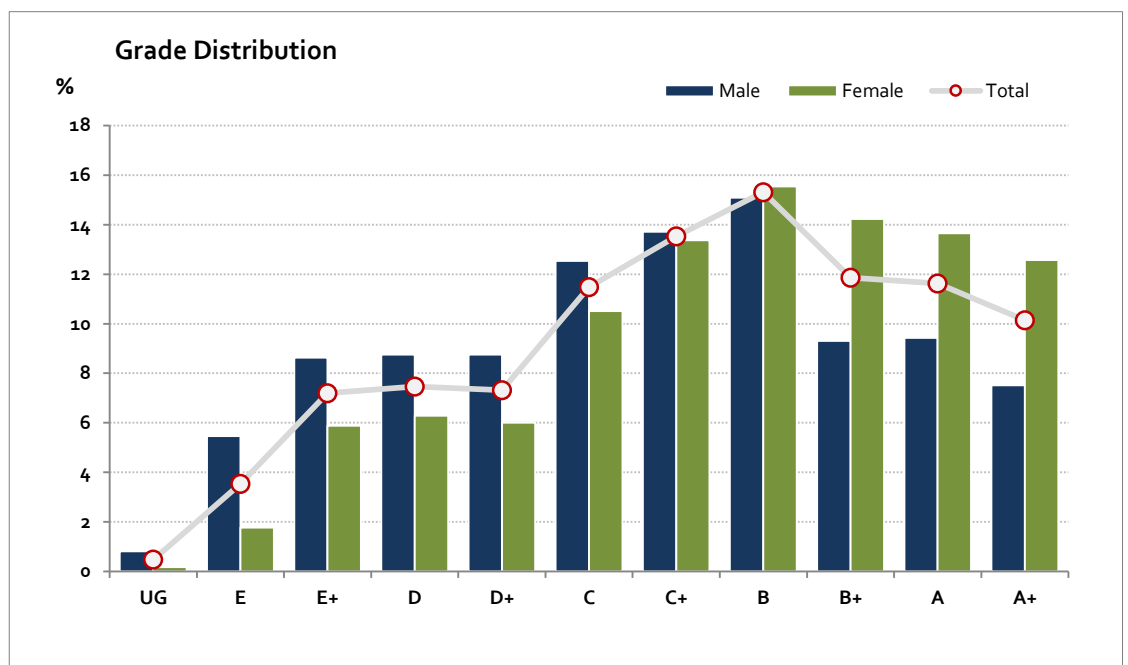
Grade	UG	E	E+	D	D+	C	C+	B	B+	A	A+	NR	Total	
Male	n	13	88	139	141	141	202	221	243	150	152	121	0	1,611
	%	0.8	5.5	8.6	8.8	8.8	12.5	13.7	15.1	9.3	9.4	7.5	0.0	100.0
Female	n	3	31	103	110	105	184	234	272	249	239	220	0	1,750
	%	0.2	1.8	5.9	6.3	6.0	10.5	13.4	15.5	14.2	13.7	12.6	0.0	100.0
Gender X	n	0	0	0	0	0	0	0	0	0	0	0	2	2
	%	0.0	0.0	0.0	0.0	0.0	0.0	0.0	0.0	0.0	0.0	0.0	100.0	100.0
Total	n	16	119	242	251	246	386	455	515	399	391	341	2	3,363
	%	0.5	3.5	7.2	7.5	7.3	11.5	13.5	15.3	11.9	11.6	10.1	0.1	100.0
Score Ranges	0-7	8-33	34-48	49-55	56-59	60-65	66-71	72-78	79-84	85-92	93-100	N/A	Max 100	

For privacy reasons, a gender with less than 5 students assessed has been assigned to the category of NR (Not Reported).

Summary Statistics:	
Mean	69.7
Std Dev	18.1
Median	C+

Not Assessed:	
Male	167
Female	161
Gender X	0
Total	328

Total Enrolments incl. Not Assessed:	
Male	1,778
Female	1,910
Gender X	2
Total	3,690



Gender X numbers are too low for a graph to be meaningful

The above 2021 information includes students from both the 2021 Victorian academic calendar year and the 2022 Northern Hemisphere Timetable (academic year from July to June). The NHT academic year results are subject to equating to ensure comparability with the results of the cohort assessed in the preceding calendar year.

English (EAL)

Graded Assessment 3 WRITTEN EXAMINATION 2021

Table of Grade Distribution by Gender

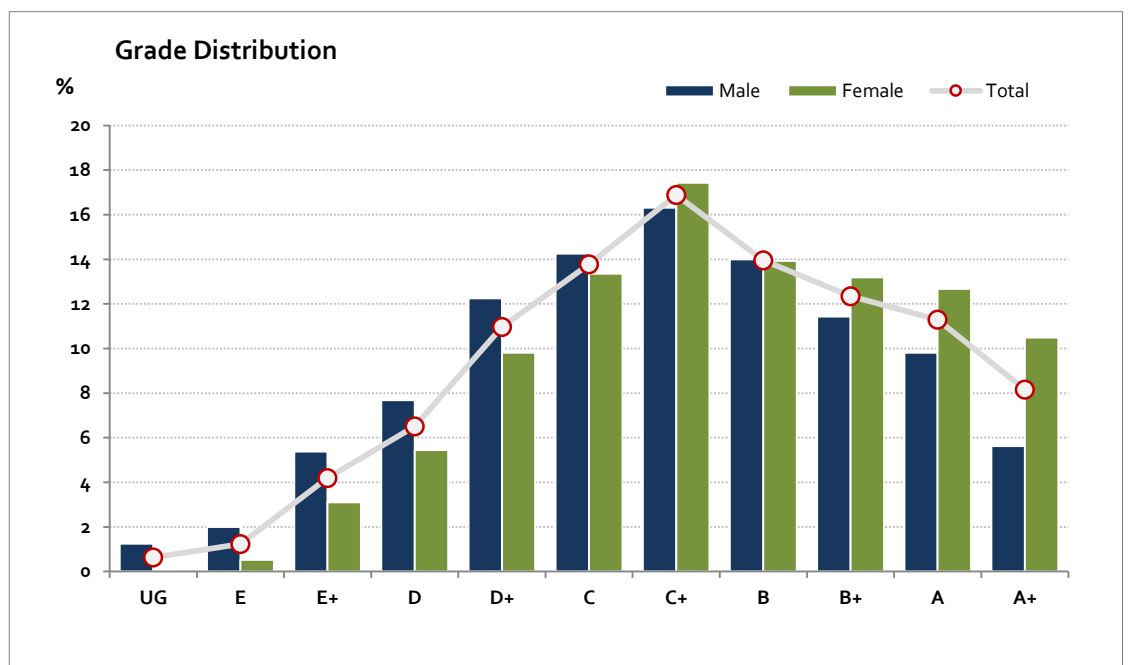
Grade		UG	E	E+	D	D+	C	C+	B	B+	A	A+	NR	Total
Male	n	20	32	86	123	196	228	261	224	183	157	90	0	1,600
	%	1.3	2.0	5.4	7.7	12.3	14.3	16.3	14.0	11.4	9.8	5.6	0.0	100.0
Female	n	1	9	54	95	171	233	304	243	230	221	183	0	1,744
	%	0.1	0.5	3.1	5.4	9.8	13.4	17.4	13.9	13.2	12.7	10.5	0.0	100.0
Gender X	n	0	0	0	0	0	0	0	0	0	0	0	2	2
	%	0.0	0.0	0.0	0.0	0.0	0.0	0.0	0.0	0.0	0.0	0.0	100.0	100.0
Total	n	21	41	140	218	367	461	565	467	413	378	273	2	3,346
	%	0.6	1.2	4.2	6.5	11.0	13.8	16.9	14.0	12.3	11.3	8.2	0.1	100.0
Score Ranges		0-9	10-32	33-59	60-75	76-87	88-99	100-110	111-120	121-131	132-144	145-200	N/A	Max 200

For privacy reasons, a gender with less than 5 students assessed has been assigned to the category of NR (Not Reported).

Summary Statistics:	
Mean	106.2
Std Dev	29.1
Median	C+

Not Assessed:	
Male	178
Female	167
Gender X	0
Total	345

Total Enrolments incl. Not Assessed:	
Male	1,778
Female	1,910
Gender X	2
Total	3,690



Gender X numbers are too low for a graph to be meaningful

The above 2021 information includes students from both the 2021 Victorian academic calendar year and the 2022 Northern Hemisphere Timetable (academic year from July to June). The NHT academic year results are subject to equating to ensure comparability with the results of the cohort assessed in the preceding calendar year.