

English Language

Graded Assessment 1 COURSEWORK UNIT 3 2021

Table of Grade Distribution by Gender

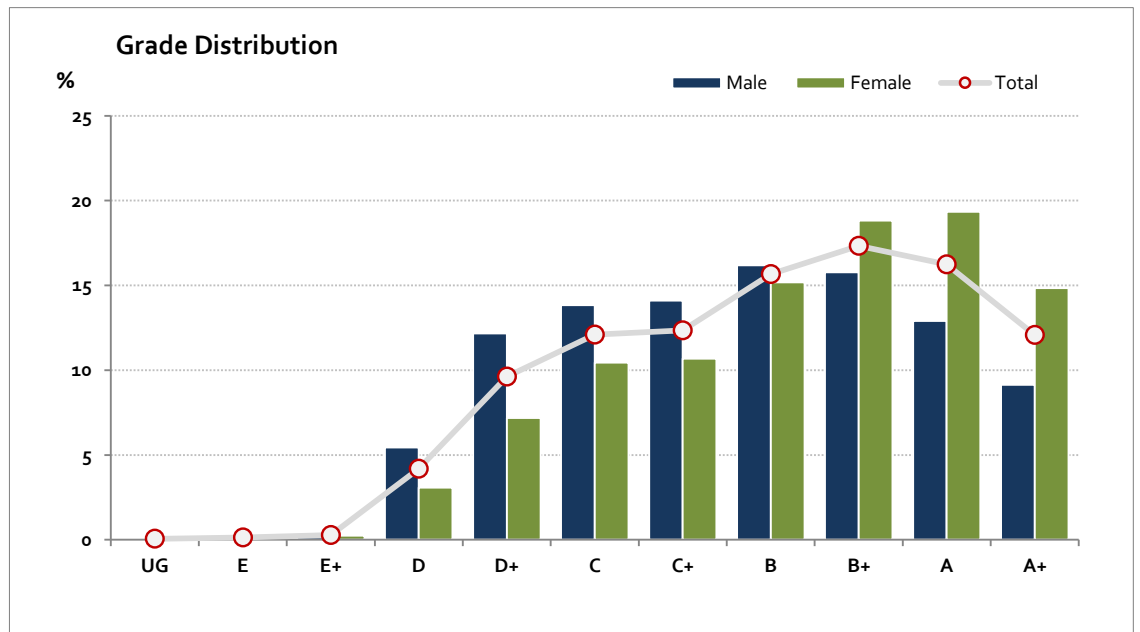
Grade		UG	E	E+	D	D+	C	C+	B	B+	A	A+	NR	Total
Male	n	1	2	6	104	233	265	270	310	302	247	175	0	1,915
	%	0.1	0.1	0.3	5.4	12.2	13.8	14.1	16.2	15.8	12.9	9.1	0.0	100.0
Female	n	1	3	5	64	150	218	223	317	393	404	310	0	2,088
	%	0.0	0.1	0.2	3.1	7.2	10.4	10.7	15.2	18.8	19.3	14.8	0.0	100.0
Gender X	n	0	0	0	0	3	3	3	2	1	1	0	0	13
	%	0.0	0.0	0.0	0.0	23.1	23.1	23.1	15.4	7.7	7.7	0.0	0.0	100.0
Total	n	2	5	11	168	386	486	496	629	696	652	485	0	4,016
	%	0.0	0.1	0.3	4.2	9.6	12.1	12.4	15.7	17.3	16.2	12.1	0.0	100.0
Score Ranges		0-4	5-9	10-19	20-41	42-51	52-58	59-63	64-69	70-76	77-85	86-100	N/A	Max 100

For privacy reasons, a gender with less than 5 students assessed has been assigned to the category of NR (Not Reported).

Summary Statistics:	
Mean	67.5
Std Dev	15.1
Median	B

Not Assessed:	
Male	92
Female	80
Gender X	0
Total	172

Total Enrolments incl. Not Assessed:	
Male	2,007
Female	2,168
Gender X	13
Total	4,188



Gender X numbers are too low for a graph to be meaningful

English Language

Graded Assessment 2 COURSEWORK UNIT 4 2021

Table of Grade Distribution by Gender

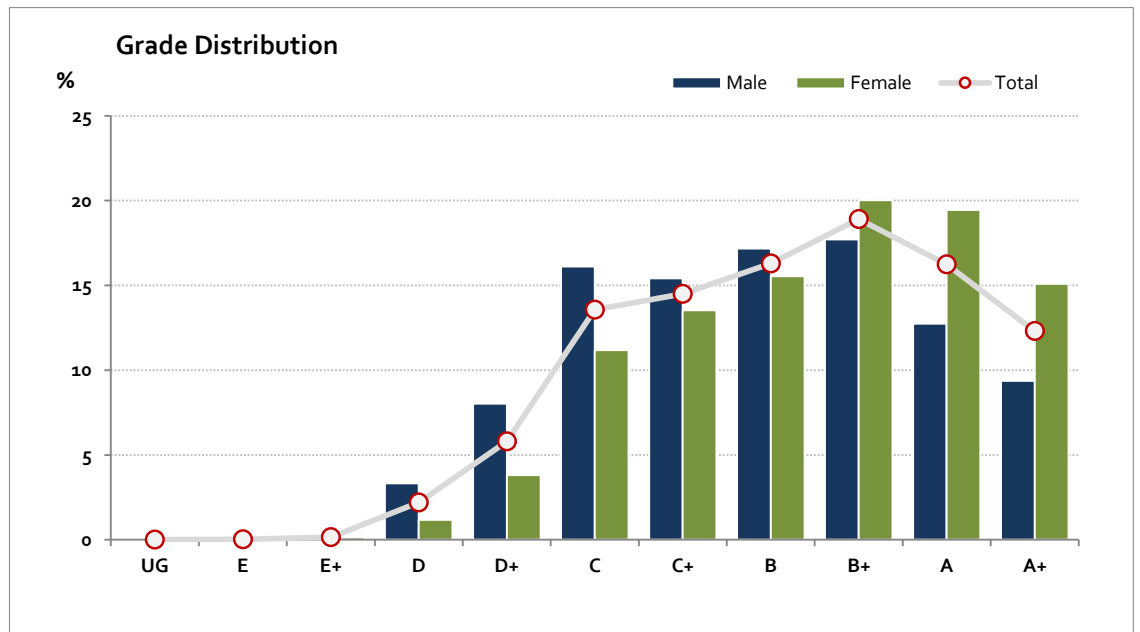
Grade		UG	E	E+	D	D+	C	C+	B	B+	A	A+	NR	Total
Male	n	0	0	3	62	150	301	288	321	331	238	175	0	1,869
	%	0.0	0.0	0.2	3.3	8.0	16.1	15.4	17.2	17.7	12.7	9.4	0.0	100.0
Female	n	0	1	3	24	78	229	277	318	410	398	309	0	2,047
	%	0.0	0.0	0.1	1.2	3.8	11.2	13.5	15.5	20.0	19.4	15.1	0.0	100.0
Gender X	n	0	0	0	0	0	3	5	1	2	2	0	0	13
	%	0.0	0.0	0.0	0.0	0.0	23.1	38.5	7.7	15.4	15.4	0.0	0.0	100.0
Total	n	0	1	6	86	228	533	570	640	743	638	484	0	3,929
	%	0.0	0.0	0.2	2.2	5.8	13.6	14.5	16.3	18.9	16.2	12.3	0.0	100.0
Score Ranges		0-4	5-9	10-19	20-37	38-47	48-57	58-64	65-70	71-78	79-87	88-100	N/A	Max 100

For privacy reasons, a gender with less than 5 students assessed has been assigned to the category of NR (Not Reported).

Summary Statistics:	
Mean	69.3
Std Dev	15.2
Median	B

Not Assessed:	
Male	138
Female	121
Gender X	0
Total	259

Total Enrolments incl. Not Assessed:	
Male	2,007
Female	2,168
Gender X	13
Total	4,188



Gender X numbers are too low for a graph to be meaningful

English Language

Graded Assessment 3 WRITTEN EXAMINATION 2021

Table of Grade Distribution by Gender

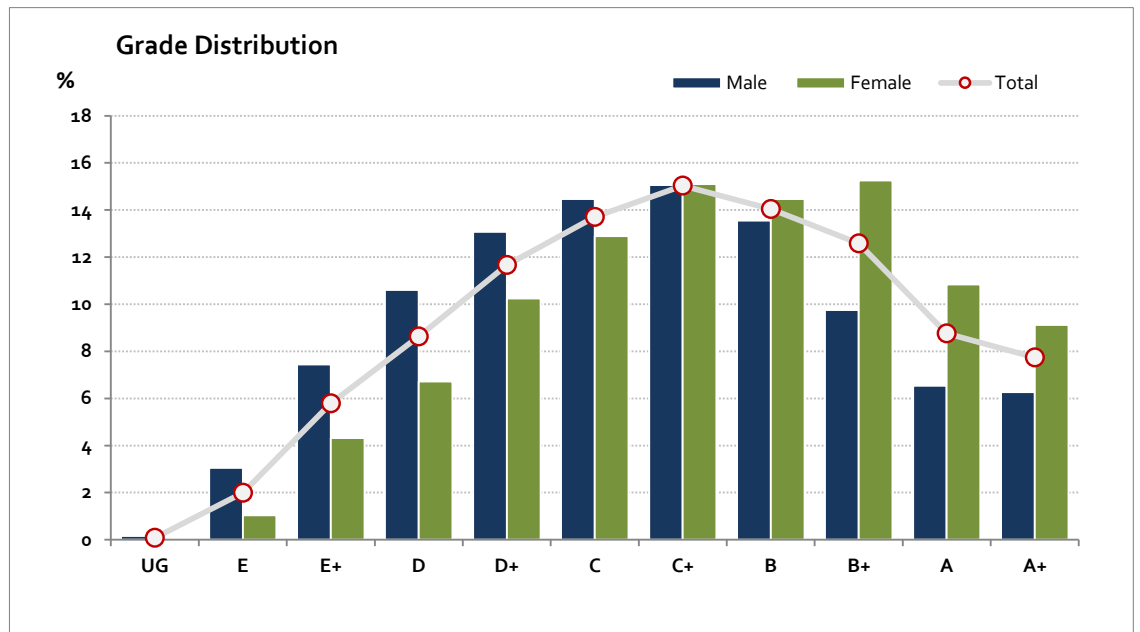
Grade	UG	E	E+	D	D+	C	C+	B	B+	A	A+	NR	Total
Male	n 3	57	139	198	244	270	281	253	182	122	117	0	1,866
	% 0.2	3.1	7.4	10.6	13.1	14.5	15.1	13.6	9.8	6.5	6.3	0.0	100.0
Female	n 0	21	88	137	209	263	308	295	311	221	186	0	2,039
	% 0.0	1.0	4.3	6.7	10.3	12.9	15.1	14.5	15.3	10.8	9.1	0.0	100.0
Gender X	n 0	0	0	3	4	4	0	2	0	0	0	0	13
	% 0.0	0.0	0.0	23.1	30.8	30.8	0.0	15.4	0.0	0.0	0.0	0.0	100.0
Total	n 3	78	227	338	457	537	589	550	493	343	303	0	3,918
	% 0.1	2.0	5.8	8.6	11.7	13.7	15.0	14.0	12.6	8.8	7.7	0.0	100.0
Score Ranges	0-14	15-40	41-55	56-65	66-74	75-82	83-90	91-99	100-108	109-118	119-150	N/A	Max 150

For privacy reasons, a gender with less than 5 students assessed has been assigned to the category of NR (Not Reported).

Summary Statistics:	
Mean	86.7
Std Dev	21.7
Median	C+

Not Assessed:	
Male	141
Female	129
Gender X	0
Total	270

Total Enrolments incl. Not Assessed:	
Male	2,007
Female	2,168
Gender X	13
Total	4,188



Gender X numbers are too low for a graph to be meaningful