

LOTE Arabic

Graded Assessment 1 COURSEWORK UNIT 3 2021

Table of Grade Distribution by Gender

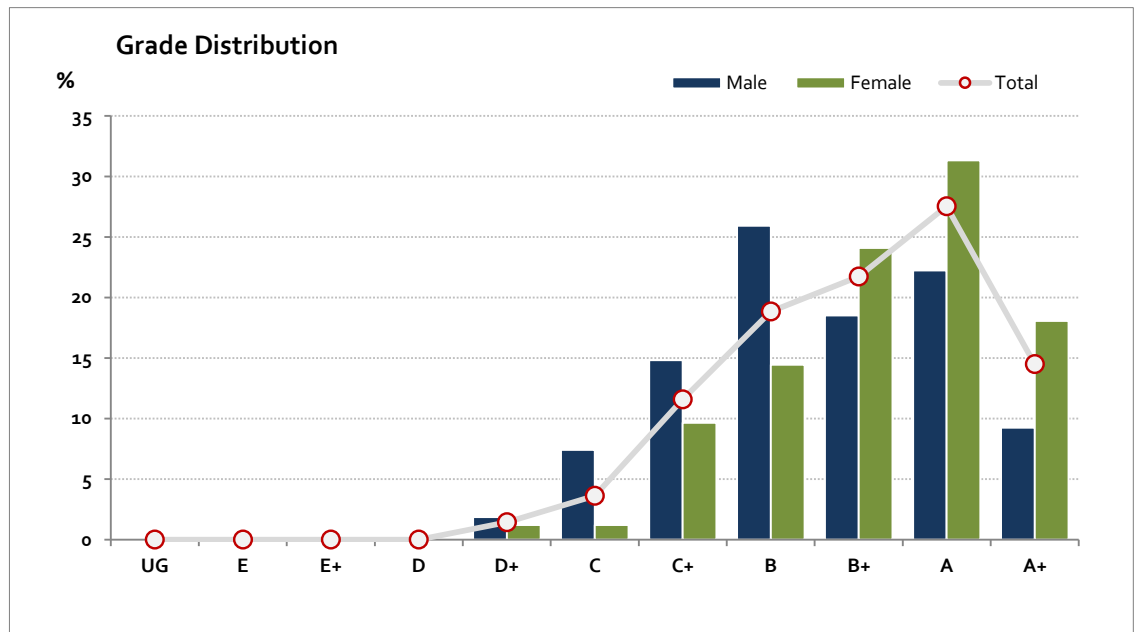
Grade		UG	E	E+	D	D+	C	C+	B	B+	A	A+	NR	Total
Male	n	0	0	0	0	1	4	8	14	10	12	5	0	54
	%	0.0	0.0	0.0	0.0	1.9	7.4	14.8	25.9	18.5	22.2	9.3	0.0	100.0
Female	n	0	0	0	0	1	1	8	12	20	26	15	0	83
	%	0.0	0.0	0.0	0.0	1.2	1.2	9.6	14.5	24.1	31.3	18.1	0.0	100.0
Gender X	n	0	0	0	0	0	0	0	0	0	0	0	1	1
	%	0.0	0.0	0.0	0.0	0.0	0.0	0.0	0.0	0.0	0.0	0.0	100.0	100.0
Total	n	0	0	0	0	2	5	16	26	30	38	20	1	138
	%	0.0	0.0	0.0	0.0	1.4	3.6	11.6	18.8	21.7	27.5	14.5	0.7	100.0
Score Ranges		0-4	5-9	10-14	15-19	20-24	25-29	30-34	35-38	39-42	43-46	47-50	N/A	Max 50

For privacy reasons, a gender with less than 5 students assessed has been assigned to the category of NR (Not Reported).

Summary Statistics:	
Mean	40.4
Std Dev	5.9
Median	B+

Not Assessed:	
Male	3
Female	2
Gender X	0
Total	5

Total Enrolments incl. Not Assessed:	
Male	57
Female	85
Gender X	1
Total	143



Gender X numbers are too low for a graph to be meaningful

LOTE Arabic

Graded Assessment 2 COURSEWORK UNIT 4 2021

Table of Grade Distribution by Gender

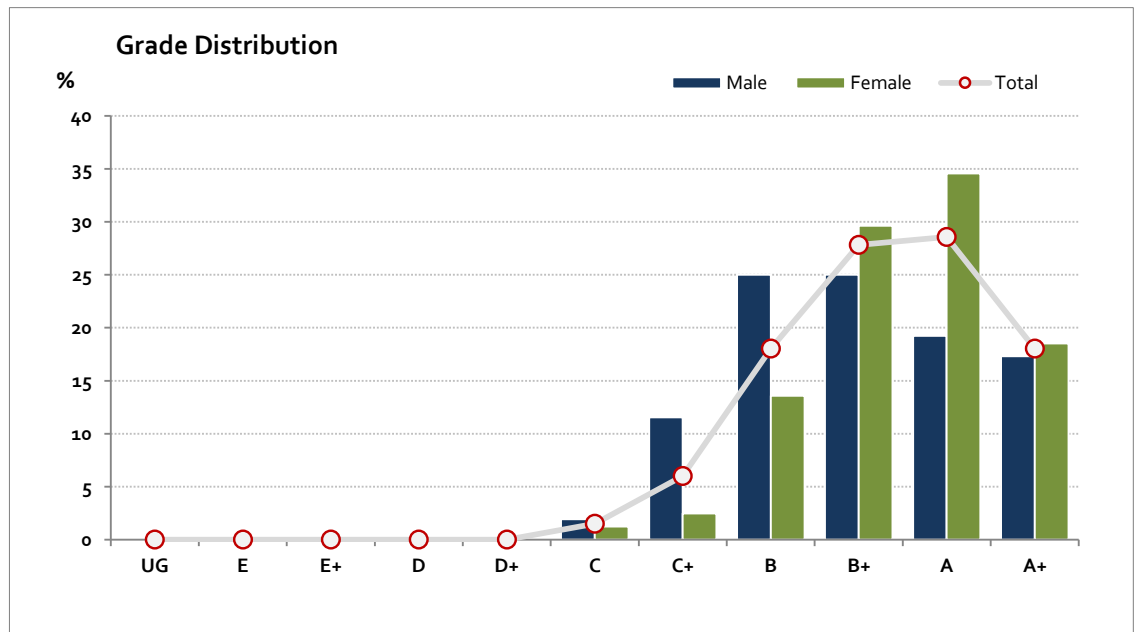
Grade		UG	E	E+	D	D+	C	C+	B	B+	A	A+	NR	Total
Male	n	0	0	0	0	0	1	6	13	13	10	9	0	52
	%	0.0	0.0	0.0	0.0	0.0	1.9	11.5	25.0	25.0	19.2	17.3	0.0	100.0
Female	n	0	0	0	0	0	1	2	11	24	28	15	0	81
	%	0.0	0.0	0.0	0.0	0.0	1.2	2.5	13.6	29.6	34.6	18.5	0.0	100.0
Gender X	n	0	0	0	0	0	0	0	0	0	0	0	0	0
	%	0.0	0.0	0.0	0.0	0.0	0.0	0.0	0.0	0.0	0.0	0.0	0.0	0.0
Total	n	0	0	0	0	0	2	8	24	37	38	24	0	133
	%	0.0	0.0	0.0	0.0	0.0	1.5	6.0	18.0	27.8	28.6	18.0	0.0	100.0
Score Ranges		0-4	5-9	10-14	15-19	20-24	25-28	29-32	33-38	39-42	43-46	47-50	N/A	Max 50

For privacy reasons, a gender with less than 5 students assessed has been assigned to the category of NR (Not Reported).

Summary Statistics:	
Mean	41.3
Std Dev	5.5
Median	B+

Not Assessed:	
Male	5
Female	4
Gender X	1
Total	10

Total Enrolments incl. Not Assessed:	
Male	57
Female	85
Gender X	1
Total	143



Gender X numbers are too low for a graph to be meaningful

LOTE Arabic

Graded Assessment 3 ORAL AND WRITTEN EXAMINATION 2021

Table of Grade Distribution by Gender

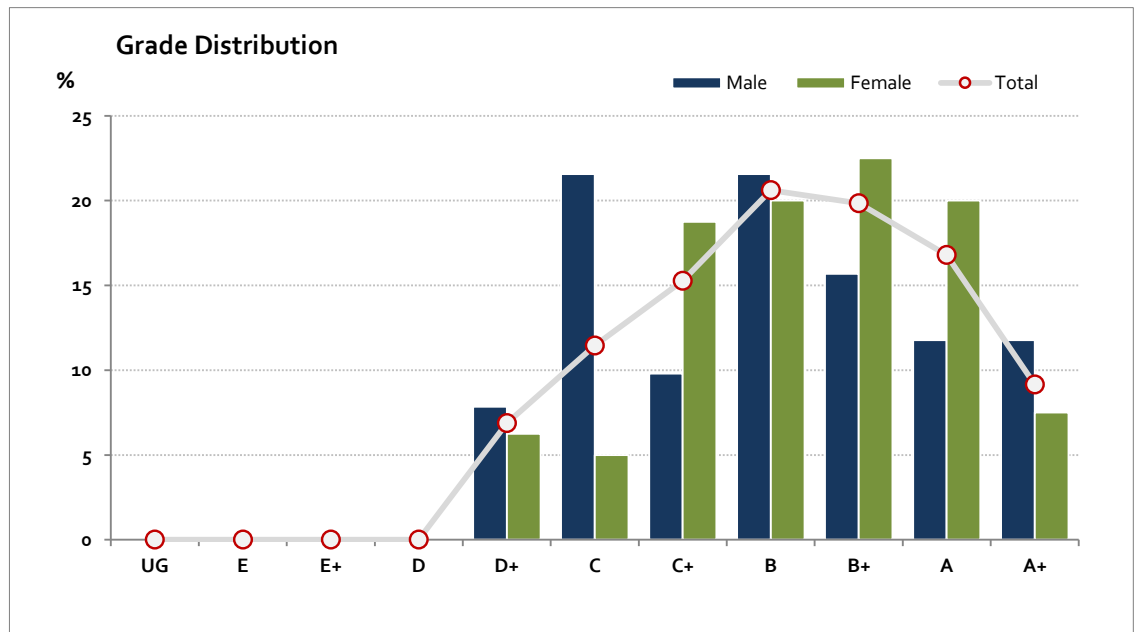
Grade	UG	E	E+	D	D+	C	C+	B	B+	A	A+	NR	Total	
Male	n	0	0	0	0	4	11	5	11	8	6	6	0	51
	%	0.0	0.0	0.0	0.0	7.8	21.6	9.8	21.6	15.7	11.8	11.8	0.0	100.0
Female	n	0	0	0	0	5	4	15	16	18	16	6	0	80
	%	0.0	0.0	0.0	0.0	6.3	5.0	18.8	20.0	22.5	20.0	7.5	0.0	100.0
Gender X	n	0	0	0	0	0	0	0	0	0	0	0	0	0
	%	0.0	0.0	0.0	0.0	0.0	0.0	0.0	0.0	0.0	0.0	0.0	0.0	0.0
Total	n	0	0	0	0	9	15	20	27	26	22	12	0	131
	%	0.0	0.0	0.0	0.0	6.9	11.5	15.3	20.6	19.8	16.8	9.2	0.0	100.0
Score Ranges		0-39	40-79	80-119	120-159	160-204	205-249	250-281	282-302	303-323	324-348	349-400	N/A	Max 400

For privacy reasons, a gender with less than 5 students assessed has been assigned to the category of NR (Not Reported).

Summary Statistics:	
Mean	291.3
Std Dev	45
Median	B

Not Assessed:	
Male	6
Female	5
Gender X	1
Total	12

Total Enrolments incl. Not Assessed:	
Male	57
Female	85
Gender X	1
Total	143



Gender X numbers are too low for a graph to be meaningful