

LOTE Chinese First Language

Graded Assessment 1 COURSEWORK UNIT 3 2021

Table of Grade Distribution by Gender

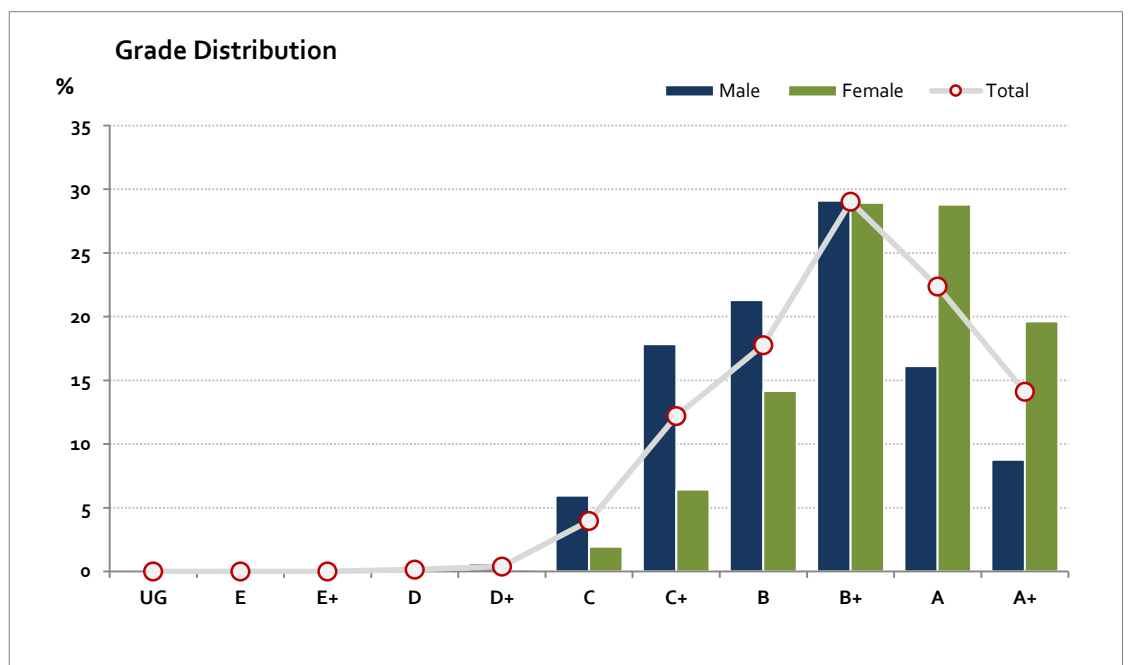
Grade		UG	E	E+	D	D+	C	C+	B	B+	A	A+	NR	Total
Male	n	0	0	0	2	4	38	114	136	186	103	56	0	639
	%	0.0	0.0	0.0	0.3	0.6	5.9	17.8	21.3	29.1	16.1	8.8	0.0	100.0
Female	n	0	0	0	0	1	12	40	88	180	179	122	0	622
	%	0.0	0.0	0.0	0.0	0.2	1.9	6.4	14.1	28.9	28.8	19.6	0.0	100.0
Gender X	n	0	0	0	0	0	0	0	0	0	0	0	0	0
	%	0.0	0.0	0.0	0.0	0.0	0.0	0.0	0.0	0.0	0.0	0.0	0.0	0.0
Total	n	0	0	0	2	5	50	154	224	366	282	178	0	1,261
	%	0.0	0.0	0.0	0.2	0.4	4.0	12.2	17.8	29.0	22.4	14.1	0.0	100.0
Score Ranges		0-4	5-9	10-14	15-17	18-20	21-27	28-32	33-36	37-40	41-44	45-50	N/A	Max 50

For privacy reasons, a gender with less than 5 students assessed has been assigned to the category of NR (Not Reported).

Summary Statistics:	
Mean	38.3
Std Dev	5.8
Median	B+

Not Assessed:	
Male	36
Female	16
Gender X	0
Total	52

Total Enrolments incl. Not Assessed:	
Male	675
Female	638
Gender X	0
Total	1,313



Gender X numbers are too low for a graph to be meaningful

The above 2021 information includes students from both the 2021 Victorian academic calendar year and the 2022 Northern Hemisphere Timetable (academic year from July to June). The NHT academic year results are subject to equating to ensure comparability with the results of the cohort assessed in the preceding calendar year.

LOTE Chinese First Language

Graded Assessment 2 COURSEWORK UNIT 4 2021

Table of Grade Distribution by Gender

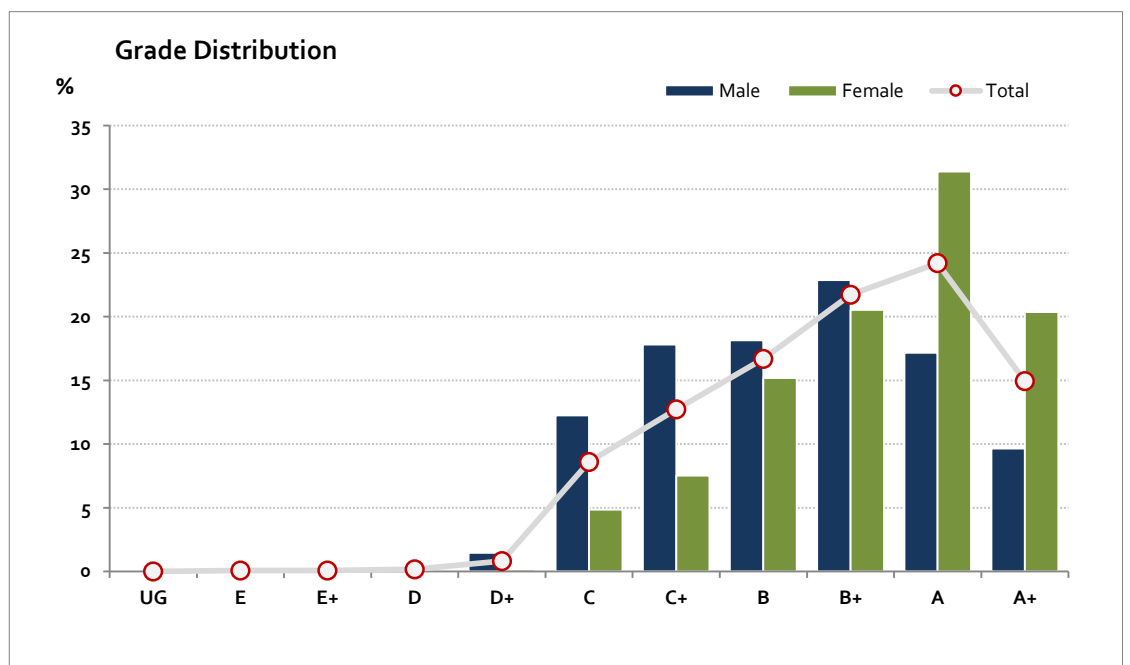
Grade		UG	E	E+	D	D+	C	C+	B	B+	A	A+	NR	Total
Male	n	0	1	1	2	9	75	109	111	140	105	59	0	612
	%	0.0	0.2	0.2	0.3	1.5	12.3	17.8	18.1	22.9	17.2	9.6	0.0	100.0
Female	n	0	0	0	0	1	29	45	91	123	188	122	0	599
	%	0.0	0.0	0.0	0.0	0.2	4.8	7.5	15.2	20.5	31.4	20.4	0.0	100.0
Gender X	n	0	0	0	0	0	0	0	0	0	0	0	0	0
	%	0.0	0.0	0.0	0.0	0.0	0.0	0.0	0.0	0.0	0.0	0.0	0.0	0.0
Total	n	0	1	1	2	10	104	154	202	263	293	181	0	1,211
	%	0.0	0.1	0.1	0.2	0.8	8.6	12.7	16.7	21.7	24.2	14.9	0.0	100.0
Score Ranges		0-4	5-9	10-14	15-19	20-23	24-30	31-34	35-37	38-40	41-44	45-50	N/A	Max 50

For privacy reasons, a gender with less than 5 students assessed has been assigned to the category of NR (Not Reported).

Summary Statistics:	
Mean	38.6
Std Dev	5.9
Median	B+

Not Assessed:	
Male	63
Female	39
Gender X	0
Total	102

Total Enrolments incl. Not Assessed:	
Male	675
Female	638
Gender X	0
Total	1,313



Gender X numbers are too low for a graph to be meaningful

The above 2021 information includes students from both the 2021 Victorian academic calendar year and the 2022 Northern Hemisphere Timetable (academic year from July to June). The NHT academic year results are subject to equating to ensure comparability with the results of the cohort assessed in the preceding calendar year.

LOTE Chinese First Language

Graded Assessment 3 ORAL AND WRITTEN EXAMINATION 2021

Table of Grade Distribution by Gender

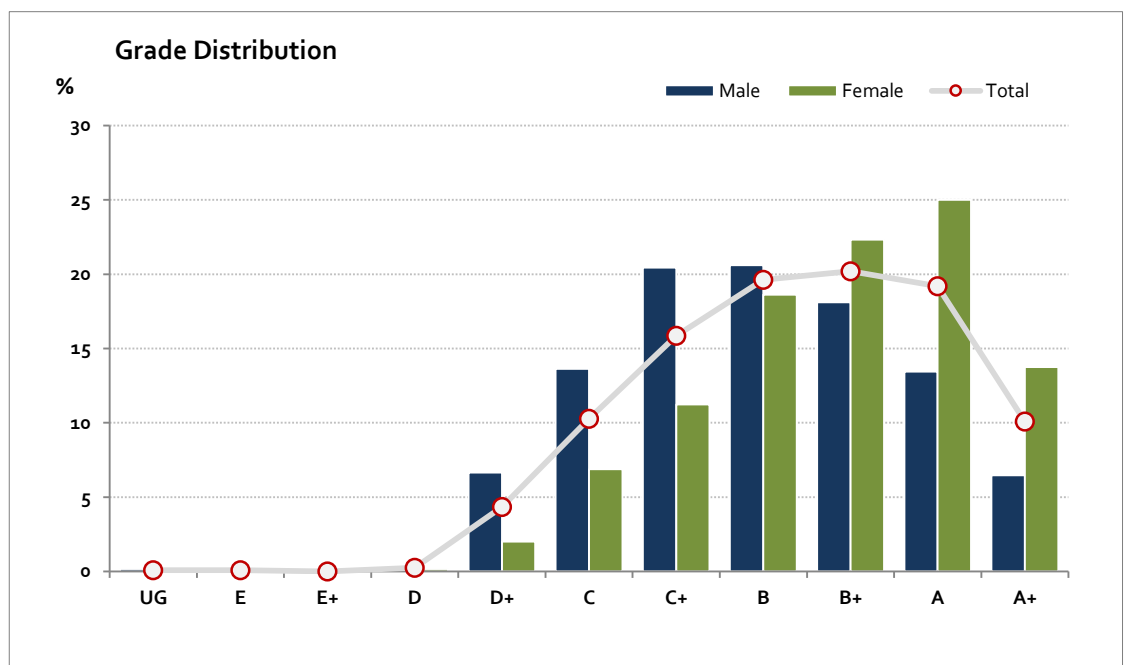
Grade		UG	E	E+	D	D+	C	C+	B	B+	A	A+	NR	Total
Male	n	1	1	0	2	40	82	123	124	109	81	39	0	602
	%	0.2	0.2	0.0	0.3	6.6	13.6	20.4	20.6	18.1	13.5	6.5	0.0	100.0
Female	n	0	0	0	1	12	41	67	111	133	149	82	0	596
	%	0.0	0.0	0.0	0.2	2.0	6.9	11.2	18.6	22.3	25.0	13.8	0.0	100.0
Gender X	n	0	0	0	0	0	0	0	0	0	0	0	0	0
	%	0.0	0.0	0.0	0.0	0.0	0.0	0.0	0.0	0.0	0.0	0.0	0.0	0.0
Total	n	1	1	0	3	52	123	190	235	242	230	121	0	1,198
	%	0.1	0.1	0.0	0.3	4.3	10.3	15.9	19.6	20.2	19.2	10.1	0.0	100.0
Score Ranges		0-19	20-39	40-59	60-77	78-95	96-107	108-119	120-128	129-136	137-148	149-200	N/A	Max 200

For privacy reasons, a gender with less than 5 students assessed has been assigned to the category of NR (Not Reported).

Summary Statistics:	
Mean	126.8
Std Dev	17.9
Median	B

Not Assessed:	
Male	73
Female	42
Gender X	0
Total	115

Total Enrolments incl. Not Assessed:	
Male	675
Female	638
Gender X	0
Total	1,313



Gender X numbers are too low for a graph to be meaningful

The above 2021 information includes students from both the 2021 Victorian academic calendar year and the 2022 Northern Hemisphere Timetable (academic year from July to June). The NHT academic year results are subject to equating to ensure comparability with the results of the cohort assessed in the preceding calendar year.