

LOTE Chinese Language, Culture and Society

Graded Assessment 1 COURSEWORK UNIT 3 2021

Table of Grade Distribution by Gender

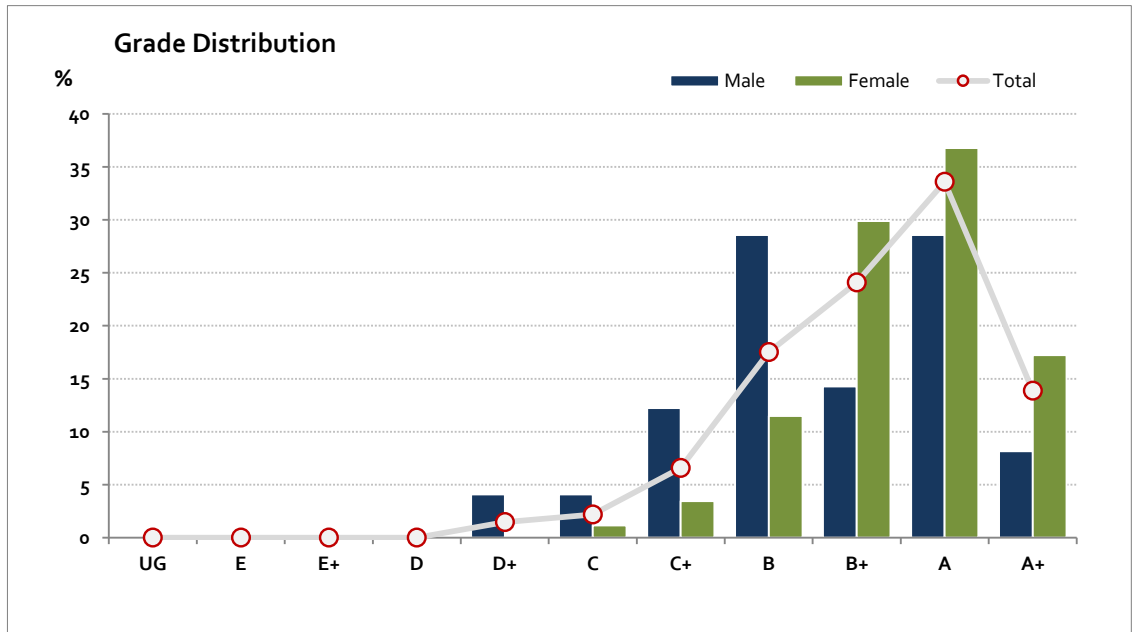
Grade		UG	E	E+	D	D+	C	C+	B	B+	A	A+	NR	Total
Male	n	0	0	0	0	2	2	6	14	7	14	4	0	49
	%	0.0	0.0	0.0	0.0	4.1	4.1	12.2	28.6	14.3	28.6	8.2	0.0	100.0
Female	n	0	0	0	0	0	1	3	10	26	32	15	0	87
	%	0.0	0.0	0.0	0.0	0.0	1.1	3.4	11.5	29.9	36.8	17.2	0.0	100.0
Gender X	n	0	0	0	0	0	0	0	0	0	0	0	1	1
	%	0.0	0.0	0.0	0.0	0.0	0.0	0.0	0.0	0.0	0.0	0.0	100.0	100.0
Total	n	0	0	0	0	2	3	9	24	33	46	19	1	137
	%	0.0	0.0	0.0	0.0	1.5	2.2	6.6	17.5	24.1	33.6	13.9	0.7	100.0
Score Ranges		0-4	5-9	10-14	15-19	20-24	25-26	27-30	31-34	35-38	39-45	46-50	N/A	Max 50

For privacy reasons, a gender with less than 5 students assessed has been assigned to the category of NR (Not Reported).

Summary Statistics:	
Mean	38.4
Std Dev	6.2
Median	B+

Not Assessed:	
Male	2
Female	2
Gender X	0
Total	4

Total Enrolments incl. Not Assessed:	
Male	51
Female	89
Gender X	1
Total	141



Gender X numbers are too low for a graph to be meaningful

LOTE Chinese Language, Culture and Society

Graded Assessment 2 COURSEWORK UNIT 4 2021

Table of Grade Distribution by Gender

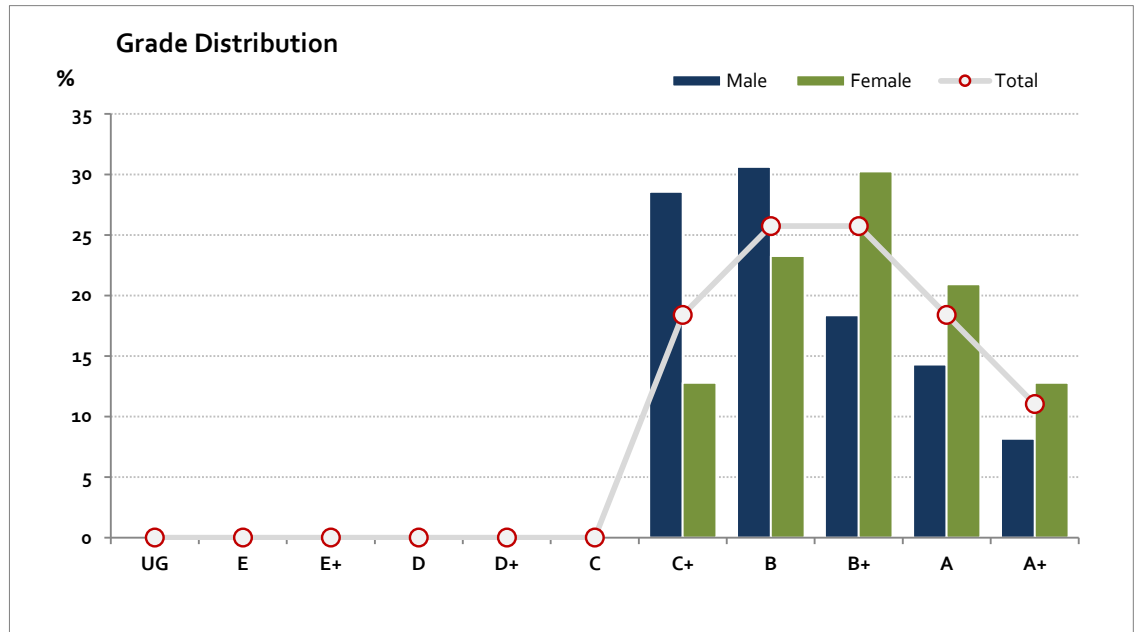
Grade		UG	E	E+	D	D+	C	C+	B	B+	A	A+	NR	Total
Male	n	0	0	0	0	0	0	14	15	9	7	4	0	49
	%	0.0	0.0	0.0	0.0	0.0	0.0	28.6	30.6	18.4	14.3	8.2	0.0	100.0
Female	n	0	0	0	0	0	0	11	20	26	18	11	0	86
	%	0.0	0.0	0.0	0.0	0.0	0.0	12.8	23.3	30.2	20.9	12.8	0.0	100.0
Gender X	n	0	0	0	0	0	0	0	0	0	0	0	1	1
	%	0.0	0.0	0.0	0.0	0.0	0.0	0.0	0.0	0.0	0.0	0.0	100.0	100.0
Total	n	0	0	0	0	0	0	25	35	35	25	15	1	136
	%	0.0	0.0	0.0	0.0	0.0	0.0	18.4	25.7	25.7	18.4	11.0	0.7	100.0
Score Ranges		0-2	3-4	5-9	10-14	15-19	20-24	25-33	34-38	39-42	43-46	47-50	N/A	Max 50

For privacy reasons, a gender with less than 5 students assessed has been assigned to the category of NR (Not Reported).

Summary Statistics:	
Mean	39.2
Std Dev	6.1
Median	B+

Not Assessed:	
Male	2
Female	3
Gender X	0
Total	5

Total Enrolments incl. Not Assessed:	
Male	51
Female	89
Gender X	1
Total	141



Gender X numbers are too low for a graph to be meaningful

LOTE Chinese Language, Culture and Society

Graded Assessment 3 ORAL AND WRITTEN EXAMINATION 2021

Table of Grade Distribution by Gender

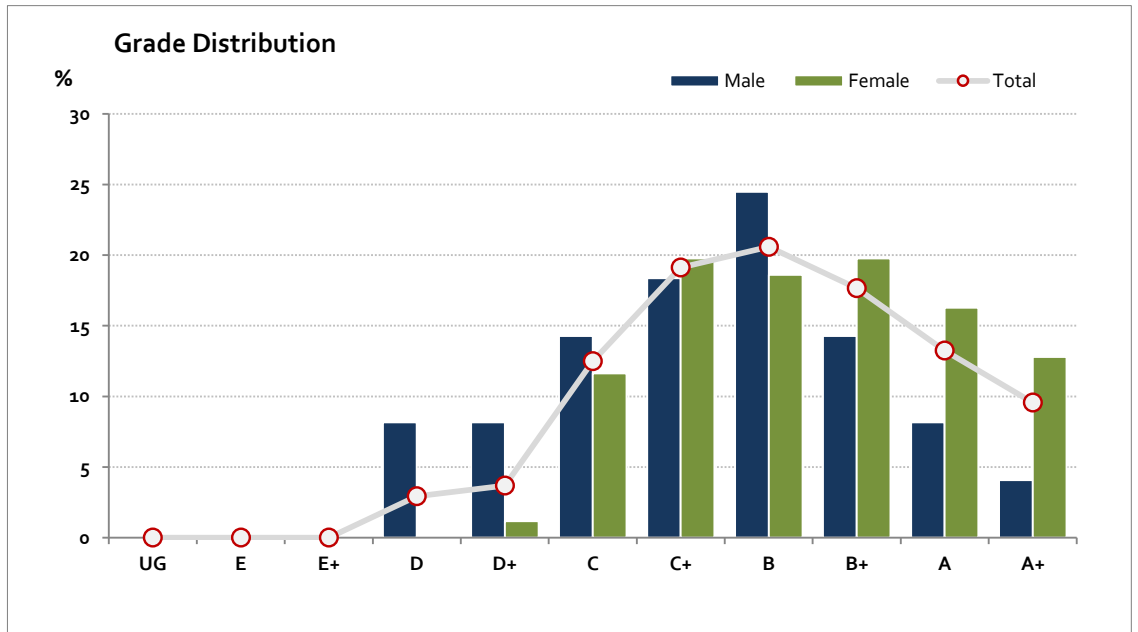
Grade		UG	E	E+	D	D+	C	C+	B	B+	A	A+	NR	Total
Male	n	0	0	0	4	4	7	9	12	7	4	2	0	49
	%	0.0	0.0	0.0	8.2	8.2	14.3	18.4	24.5	14.3	8.2	4.1	0.0	100.0
Female	n	0	0	0	0	1	10	17	16	17	14	11	0	86
	%	0.0	0.0	0.0	0.0	1.2	11.6	19.8	18.6	19.8	16.3	12.8	0.0	100.0
Gender X	n	0	0	0	0	0	0	0	0	0	0	0	1	1
	%	0.0	0.0	0.0	0.0	0.0	0.0	0.0	0.0	0.0	0.0	0.0	100.0	100.0
Total	n	0	0	0	4	5	17	26	28	24	18	13	1	136
	%	0.0	0.0	0.0	2.9	3.7	12.5	19.1	20.6	17.6	13.2	9.6	0.7	100.0
Score Ranges		0-19	20-39	40-59	60-65	66-83	84-98	99-117	118-130	131-143	144-162	163-200	N/A	Max 200

For privacy reasons, a gender with less than 5 students assessed has been assigned to the category of NR (Not Reported).

Summary Statistics:	
Mean	124.7
Std Dev	27.8
Median	B

Not Assessed:	
Male	2
Female	3
Gender X	0
Total	5

Total Enrolments incl. Not Assessed:	
Male	51
Female	89
Gender X	1
Total	141



Gender X numbers are too low for a graph to be meaningful