

LOTE Chinese Second Language Advanced

Graded Assessment 1 COURSEWORK UNIT 3 2021

Table of Grade Distribution by Gender

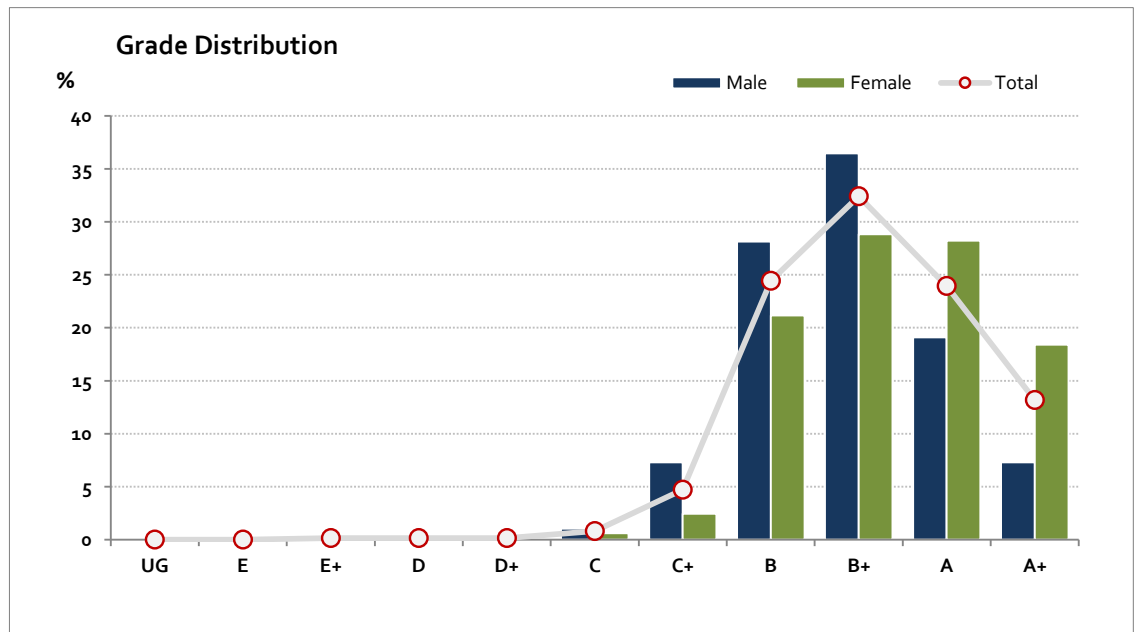
Grade		UG	E	E+	D	D+	C	C+	B	B+	A	A+	NR	Total
Male	n	0	0	1	0	1	3	21	81	105	55	21	0	288
	%	0.0	0.0	0.3	0.0	0.3	1.0	7.3	28.1	36.5	19.1	7.3	0.0	100.0
Female	n	0	0	0	1	0	2	8	69	94	92	60	0	326
	%	0.0	0.0	0.0	0.3	0.0	0.6	2.5	21.2	28.8	28.2	18.4	0.0	100.0
Gender X	n	0	0	0	0	0	0	0	0	0	0	0	0	0
	%	0.0	0.0	0.0	0.0	0.0	0.0	0.0	0.0	0.0	0.0	0.0	0.0	0.0
Total	n	0	0	1	1	1	5	29	150	199	147	81	0	614
	%	0.0	0.0	0.2	0.2	0.2	0.8	4.7	24.4	32.4	23.9	13.2	0.0	100.0
Score Ranges		0-4	5-9	10-14	15-19	20-24	25-26	27-32	33-38	39-43	44-47	48-50	N/A	Max 50

For privacy reasons, a gender with less than 5 students assessed has been assigned to the category of NR (Not Reported).

Summary Statistics:	
Mean	41.1
Std Dev	5.6
Median	B+

Not Assessed:	
Male	7
Female	4
Gender X	0
Total	11

Total Enrolments incl. Not Assessed:	
Male	295
Female	330
Gender X	0
Total	625



Gender X numbers are too low for a graph to be meaningful

LOTE Chinese Second Language Advanced

Graded Assessment 2 COURSEWORK UNIT 4 2021

Table of Grade Distribution by Gender

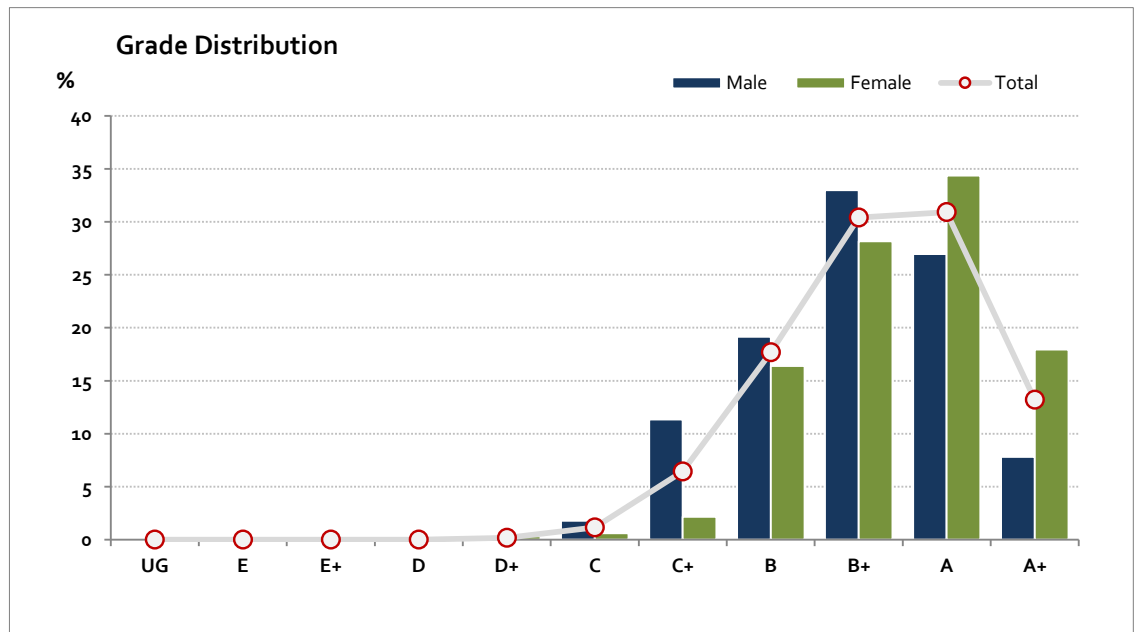
Grade		UG	E	E+	D	D+	C	C+	B	B+	A	A+	NR	Total
Male	n	0	0	0	0	0	5	32	54	93	76	22	0	282
	%	0.0	0.0	0.0	0.0	0.0	1.8	11.3	19.1	33.0	27.0	7.8	0.0	100.0
Female	n	0	0	0	0	1	2	7	53	91	111	58	0	323
	%	0.0	0.0	0.0	0.0	0.3	0.6	2.2	16.4	28.2	34.4	18.0	0.0	100.0
Gender X	n	0	0	0	0	0	0	0	0	0	0	0	0	0
	%	0.0	0.0	0.0	0.0	0.0	0.0	0.0	0.0	0.0	0.0	0.0	0.0	0.0
Total	n	0	0	0	0	1	7	39	107	184	187	80	0	605
	%	0.0	0.0	0.0	0.0	0.2	1.2	6.4	17.7	30.4	30.9	13.2	0.0	100.0
Score Ranges		0-4	5-9	10-14	15-19	20-24	25-27	28-32	33-37	38-42	43-47	48-50	N/A	Max 50

For privacy reasons, a gender with less than 5 students assessed has been assigned to the category of NR (Not Reported).

Summary Statistics:	
Mean	41.1
Std Dev	5.6
Median	B+

Not Assessed:	
Male	13
Female	7
Gender X	0
Total	20

Total Enrolments incl. Not Assessed:	
Male	295
Female	330
Gender X	0
Total	625



Gender X numbers are too low for a graph to be meaningful

LOTE Chinese Second Language Advanced

Graded Assessment 3 ORAL AND WRITTEN EXAMINATION 2021

Table of Grade Distribution by Gender

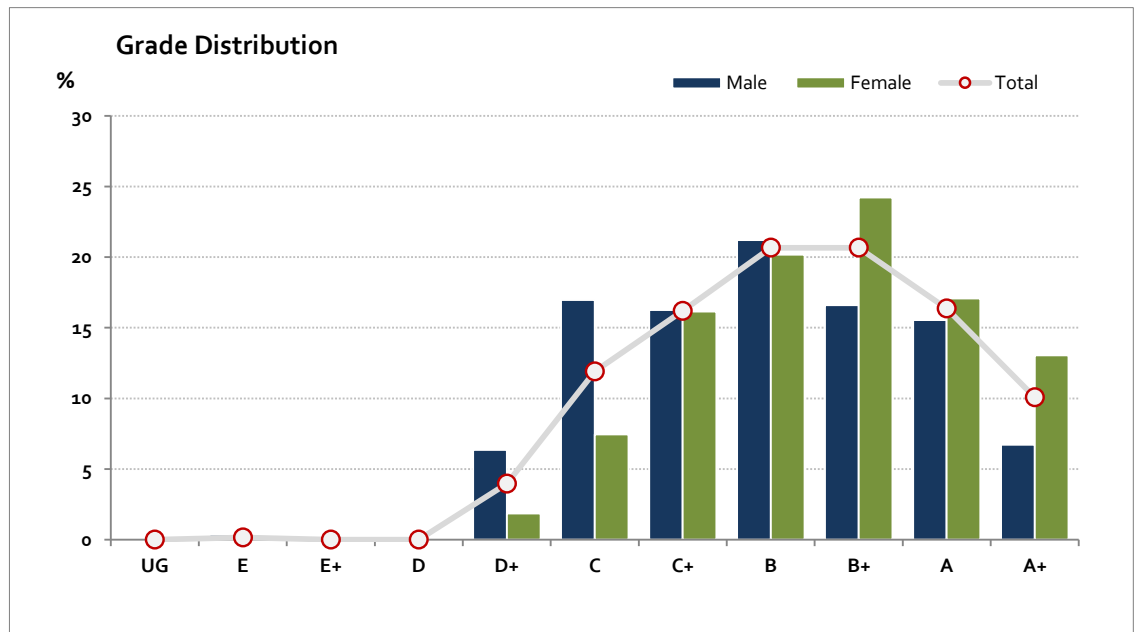
Grade	UG	E	E+	D	D+	C	C+	B	B+	A	A+	NR	Total	
Male	n	0	1	0	0	18	48	46	60	47	44	19	283	
	%	0.0	0.4	0.0	0.0	6.4	17.0	16.3	21.2	16.6	15.5	6.7	100.0	
Female	n	0	0	0	0	6	24	52	65	78	55	42	322	
	%	0.0	0.0	0.0	0.0	1.9	7.5	16.1	20.2	24.2	17.1	13.0	100.0	
Gender X	n	0	0	0	0	0	0	0	0	0	0	0	0	
	%	0.0	0.0	0.0	0.0	0.0	0.0	0.0	0.0	0.0	0.0	0.0	0.0	
Total	n	0	1	0	0	24	72	98	125	125	99	61	605	
	%	0.0	0.2	0.0	0.0	4.0	11.9	16.2	20.7	20.7	16.4	10.1	100.0	
Score Ranges		0-39	40-79	80-119	120-159	160-215	216-251	252-268	269-293	294-312	313-331	332-400	N/A	Max 400

For privacy reasons, a gender with less than 5 students assessed has been assigned to the category of NR (Not Reported).

Summary Statistics:	
Mean	286.5
Std Dev	39.1
Median	B

Not Assessed:	
Male	12
Female	8
Gender X	0
Total	20

Total Enrolments incl. Not Assessed:	
Male	295
Female	330
Gender X	0
Total	625



Gender X numbers are too low for a graph to be meaningful