

LOTE Chinese Second Language

Graded Assessment 1 COURSEWORK UNIT 3 2021

Table of Grade Distribution by Gender

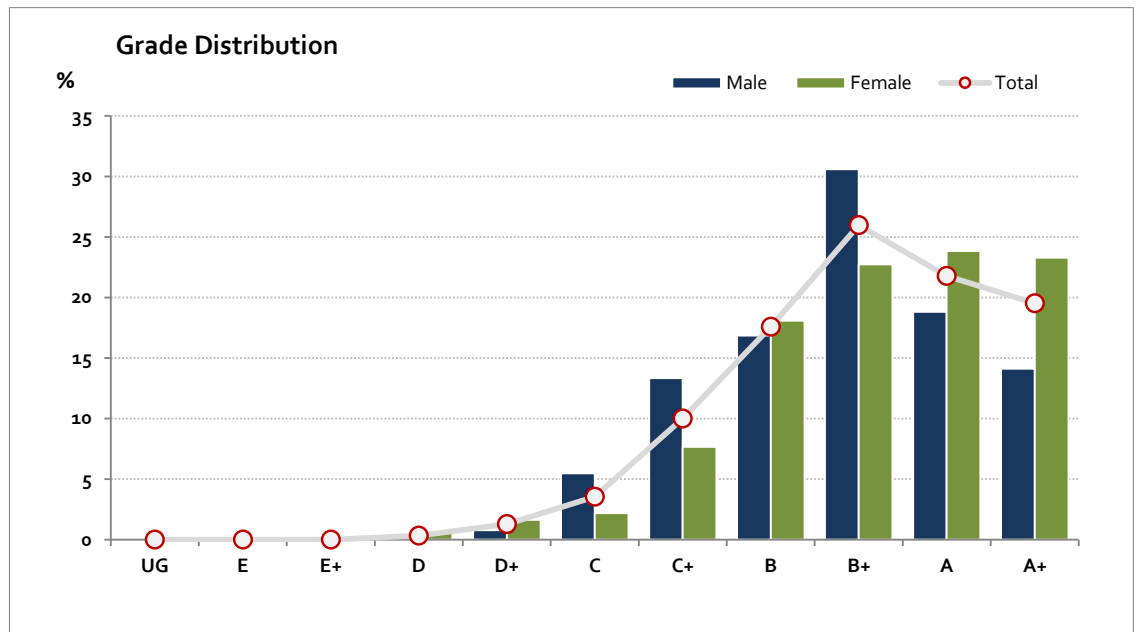
Grade		UG	E	E+	D	D+	C	C+	B	B+	A	A+	NR	Total
Male	n	0	0	0	0	2	14	34	43	78	48	36	0	255
	%	0.0	0.0	0.0	0.0	0.8	5.5	13.3	16.9	30.6	18.8	14.1	0.0	100.0
Female	n	0	0	0	2	6	8	28	66	83	87	85	0	365
	%	0.0	0.0	0.0	0.5	1.6	2.2	7.7	18.1	22.7	23.8	23.3	0.0	100.0
Gender X	n	0	0	0	0	0	0	0	0	0	0	0	0	0
	%	0.0	0.0	0.0	0.0	0.0	0.0	0.0	0.0	0.0	0.0	0.0	0.0	0.0
Total	n	0	0	0	2	8	22	62	109	161	135	121	0	620
	%	0.0	0.0	0.0	0.3	1.3	3.5	10.0	17.6	26.0	21.8	19.5	0.0	100.0
Score Ranges		0-4	5-9	10-14	15-19	20-25	26-27	28-34	35-39	40-43	44-46	47-50	N/A	Max 50

For privacy reasons, a gender with less than 5 students assessed has been assigned to the category of NR (Not Reported).

Summary Statistics:	
Mean	41
Std Dev	6.2
Median	B+

Not Assessed:	
Male	1
Female	3
Gender X	0
Total	4

Total Enrolments incl. Not Assessed:	
Male	256
Female	368
Gender X	0
Total	624



Gender X numbers are too low for a graph to be meaningful

LOTE Chinese Second Language

Graded Assessment 2 COURSEWORK UNIT 4 2021

Table of Grade Distribution by Gender

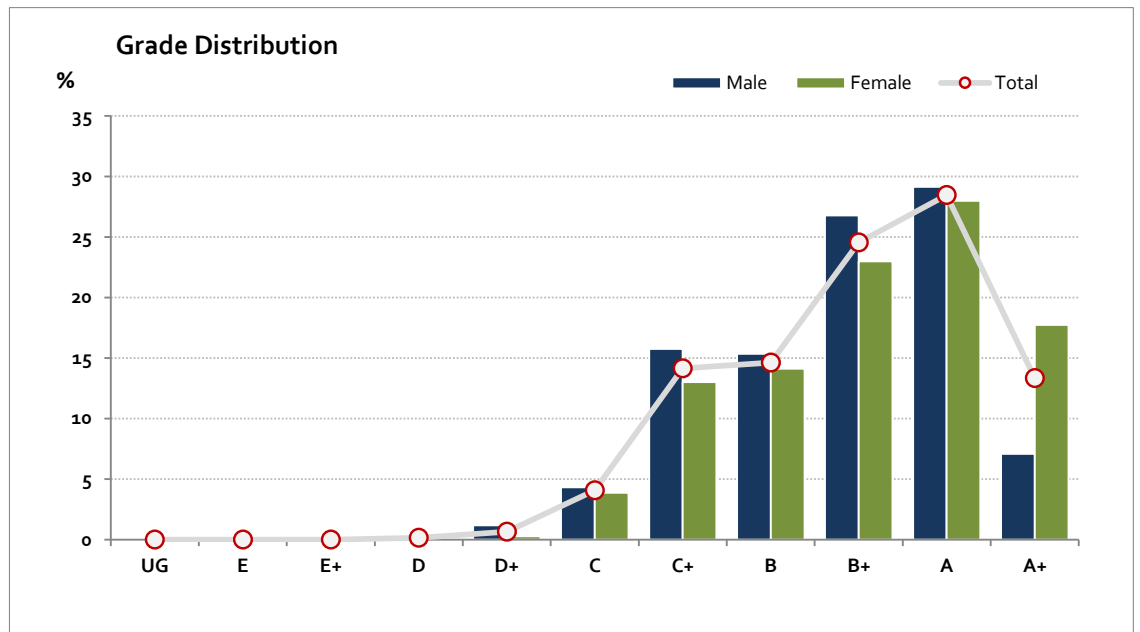
Grade		UG	E	E+	D	D+	C	C+	B	B+	A	A+	NR	Total
Male	n	0	0	0	1	3	11	40	39	68	74	18	0	254
	%	0.0	0.0	0.0	0.4	1.2	4.3	15.7	15.4	26.8	29.1	7.1	0.0	100.0
Female	n	0	0	0	0	1	14	47	51	83	101	64	0	361
	%	0.0	0.0	0.0	0.0	0.3	3.9	13.0	14.1	23.0	28.0	17.7	0.0	100.0
Gender X	n	0	0	0	0	0	0	0	0	0	0	0	0	0
	%	0.0	0.0	0.0	0.0	0.0	0.0	0.0	0.0	0.0	0.0	0.0	0.0	0.0
Total	n	0	0	0	1	4	25	87	90	151	175	82	0	615
	%	0.0	0.0	0.0	0.2	0.7	4.1	14.1	14.6	24.6	28.5	13.3	0.0	100.0
Score Ranges		0-4	5-9	10-14	15-19	20-21	22-28	29-35	36-39	40-43	44-47	48-50	N/A	Max 50

For privacy reasons, a gender with less than 5 students assessed has been assigned to the category of NR (Not Reported).

Summary Statistics:	
Mean	41
Std Dev	6.3
Median	B+

Not Assessed:	
Male	2
Female	7
Gender X	0
Total	9

Total Enrolments incl. Not Assessed:	
Male	256
Female	368
Gender X	0
Total	624



Gender X numbers are too low for a graph to be meaningful

LOTE Chinese Second Language

Graded Assessment 3 ORAL AND WRITTEN EXAMINATION 2021

Table of Grade Distribution by Gender

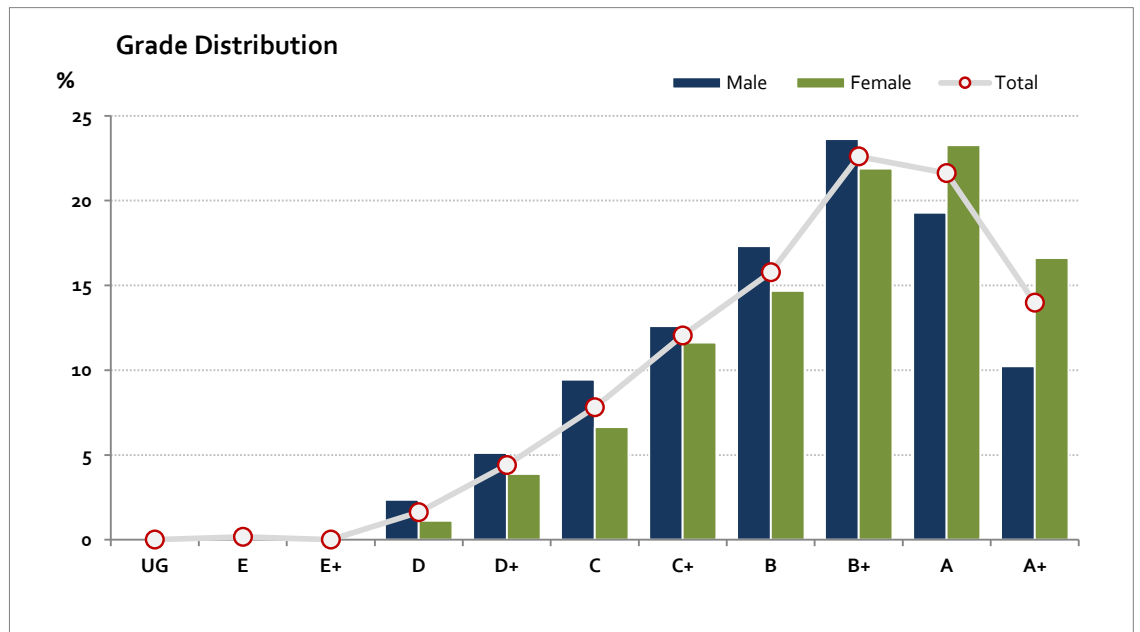
Grade	UG	E	E+	D	D+	C	C+	B	B+	A	A+	NR	Total	
Male	n	0	0	0	6	13	24	32	44	60	49	26	0	254
	%	0.0	0.0	0.0	2.4	5.1	9.4	12.6	17.3	23.6	19.3	10.2	0.0	100.0
Female	n	0	1	0	4	14	24	42	53	79	84	60	0	361
	%	0.0	0.3	0.0	1.1	3.9	6.6	11.6	14.7	21.9	23.3	16.6	0.0	100.0
Gender X	n	0	0	0	0	0	0	0	0	0	0	0	0	0
	%	0.0	0.0	0.0	0.0	0.0	0.0	0.0	0.0	0.0	0.0	0.0	0.0	0.0
Total	n	0	1	0	10	27	48	74	97	139	133	86	0	615
	%	0.0	0.2	0.0	1.6	4.4	7.8	12.0	15.8	22.6	21.6	14.0	0.0	100.0
Score Ranges	0-39	40-79	80-88	89-143	144-180	181-222	223-257	258-285	286-315	316-342	343-400	N/A	Max 400	

For privacy reasons, a gender with less than 5 students assessed has been assigned to the category of NR (Not Reported).

Summary Statistics:	
Mean	285.9
Std Dev	55.8
Median	B+

Not Assessed:	
Male	2
Female	7
Gender X	0
Total	9

Total Enrolments incl. Not Assessed:	
Male	256
Female	368
Gender X	0
Total	624



Gender X numbers are too low for a graph to be meaningful