

LOTE French

Graded Assessment 1 COURSEWORK UNIT 3 2021

Table of Grade Distribution by Gender

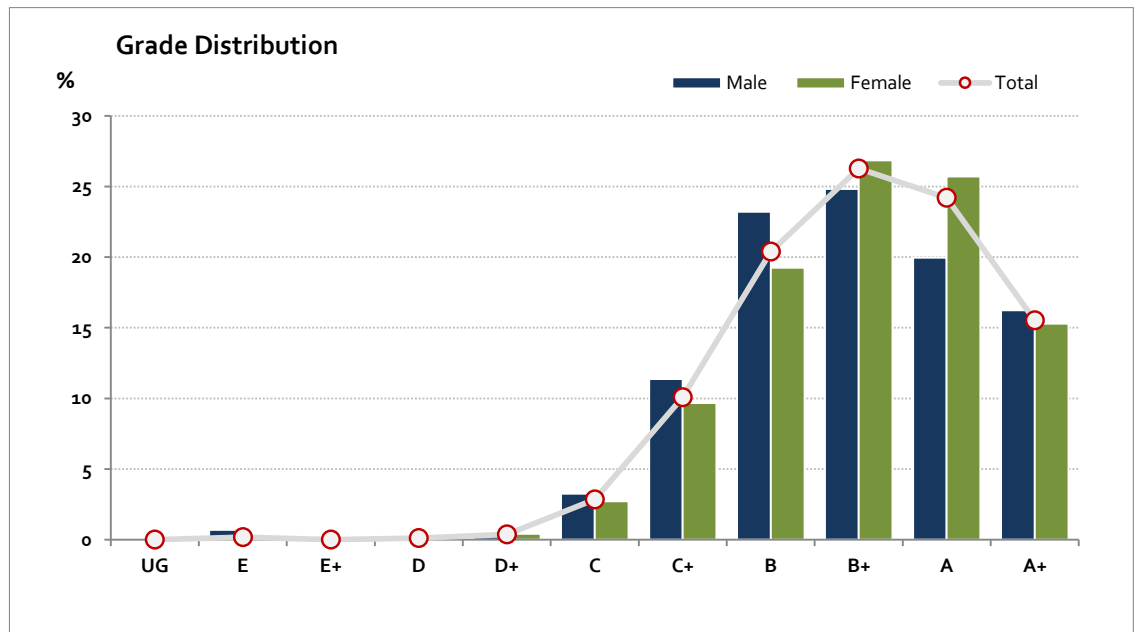
Grade		UG	E	E+	D	D+	C	C+	B	B+	A	A+	NR	Total
Male	n	0	3	0	1	1	14	49	100	107	86	70	0	431
	%	0.0	0.7	0.0	0.2	0.2	3.2	11.4	23.2	24.8	20.0	16.2	0.0	100.0
Female	n	0	0	0	1	5	33	117	233	325	311	185	0	1,210
	%	0.0	0.0	0.0	0.1	0.4	2.7	9.7	19.3	26.9	25.7	15.3	0.0	100.0
Gender X	n	0	0	0	0	0	0	0	3	1	2	1	0	7
	%	0.0	0.0	0.0	0.0	0.0	0.0	0.0	42.9	14.3	28.6	14.3	0.0	100.0
Total	n	0	3	0	2	6	47	166	336	433	399	256	0	1,648
	%	0.0	0.2	0.0	0.1	0.4	2.9	10.1	20.4	26.3	24.2	15.5	0.0	100.0
Score Ranges		0-4	5-9	10-14	15-16	17-20	21-25	26-29	30-34	35-39	40-44	45-50	N/A	Max 50

For privacy reasons, a gender with less than 5 students assessed has been assigned to the category of NR (Not Reported).

Summary Statistics:	
Mean	37.3
Std Dev	6.8
Median	B+

Not Assessed:	
Male	3
Female	10
Gender X	0
Total	13

Total Enrolments incl. Not Assessed:	
Male	434
Female	1,220
Gender X	7
Total	1,661



Gender X numbers are too low for a graph to be meaningful

LOTE French

Graded Assessment 2 COURSEWORK UNIT 4 2021

Table of Grade Distribution by Gender

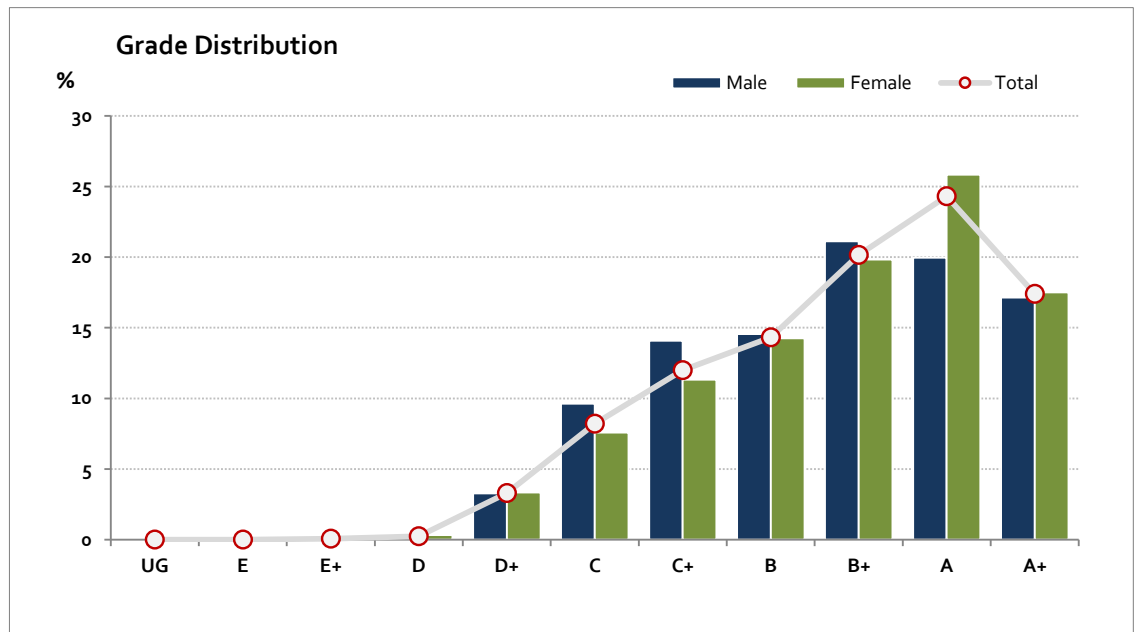
Grade		UG	E	E+	D	D+	C	C+	B	B+	A	A+	NR	Total
Male	n	0	0	1	0	14	41	60	62	90	85	73	0	426
	%	0.0	0.0	0.2	0.0	3.3	9.6	14.1	14.6	21.1	20.0	17.1	0.0	100.0
Female	n	0	0	0	4	40	91	136	171	238	310	210	0	1,200
	%	0.0	0.0	0.0	0.3	3.3	7.6	11.3	14.3	19.8	25.8	17.5	0.0	100.0
Gender X	n	0	0	0	0	0	2	0	1	1	2	1	0	7
	%	0.0	0.0	0.0	0.0	0.0	28.6	0.0	14.3	14.3	28.6	14.3	0.0	100.0
Total	n	0	0	1	4	54	134	196	234	329	397	284	0	1,633
	%	0.0	0.0	0.1	0.2	3.3	8.2	12.0	14.3	20.1	24.3	17.4	0.0	100.0
Score Ranges		0-4	5-9	10-14	15-19	20-27	28-30	31-33	34-36	37-40	41-45	46-50	N/A	Max 50

For privacy reasons, a gender with less than 5 students assessed has been assigned to the category of NR (Not Reported).

Summary Statistics:	
Mean	38.7
Std Dev	6.5
Median	B+

Not Assessed:	
Male	8
Female	20
Gender X	0
Total	28

Total Enrolments incl. Not Assessed:	
Male	434
Female	1,220
Gender X	7
Total	1,661



Gender X numbers are too low for a graph to be meaningful

LOTE French

Graded Assessment 3 ORAL AND WRITTEN EXAMINATION 2021

Table of Grade Distribution by Gender

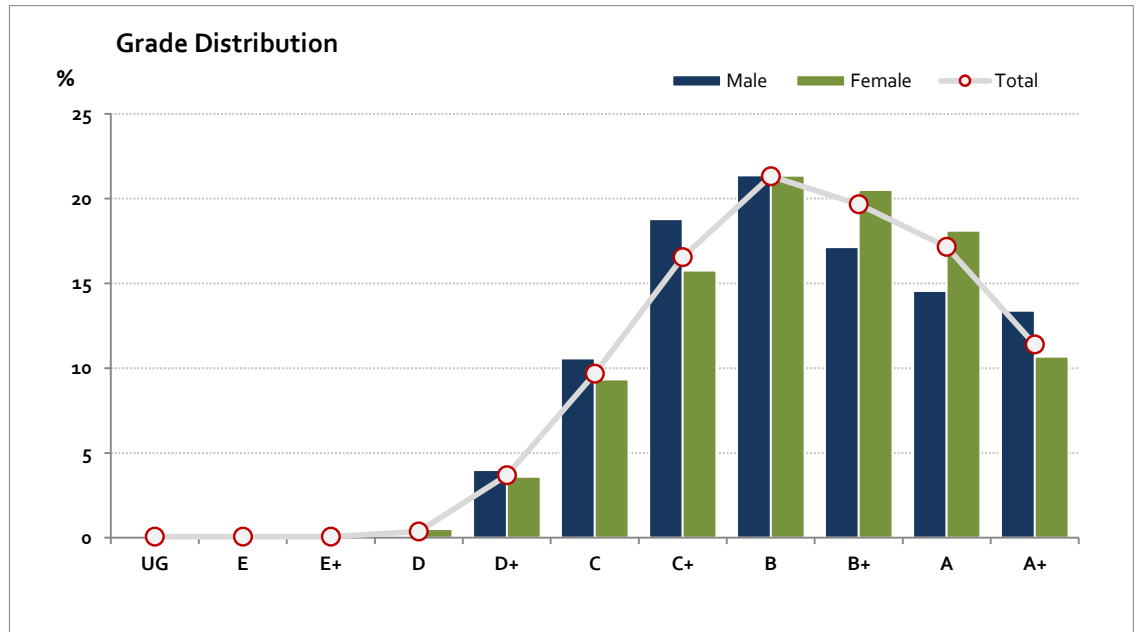
Grade	UG	E	E+	D	D+	C	C+	B	B+	A	A+	NR	Total	
Male	n	0	0	1	0	17	45	80	91	73	62	57	0	426
	%	0.0	0.0	0.2	0.0	4.0	10.6	18.8	21.4	17.1	14.6	13.4	0.0	100.0
Female	n	1	1	0	6	43	112	189	256	246	217	128	0	1,199
	%	0.1	0.1	0.0	0.5	3.6	9.3	15.8	21.4	20.5	18.1	10.7	0.0	100.0
Gender X	n	0	0	0	0	0	1	1	1	2	1	1	0	7
	%	0.0	0.0	0.0	0.0	0.0	14.3	14.3	14.3	28.6	14.3	14.3	0.0	100.0
Total	n	1	1	1	6	60	158	270	348	321	280	186	0	1,632
	%	0.1	0.1	0.1	0.4	3.7	9.7	16.5	21.3	19.7	17.2	11.4	0.0	100.0
Score Ranges		0-39	40-48	49-57	58-68	69-104	105-143	144-183	184-229	230-269	270-313	314-400	N/A	Max 400

For privacy reasons, a gender with less than 5 students assessed has been assigned to the category of NR (Not Reported).

Summary Statistics:	
Mean	224.5
Std Dev	69.8
Median	B

Not Assessed:	
Male	8
Female	21
Gender X	0
Total	29

Total Enrolments incl. Not Assessed:	
Male	434
Female	1,220
Gender X	7
Total	1,661



Gender X numbers are too low for a graph to be meaningful