

## LOTE German

### Graded Assessment 1 COURSEWORK UNIT 3 2021

Table of Grade Distribution by Gender

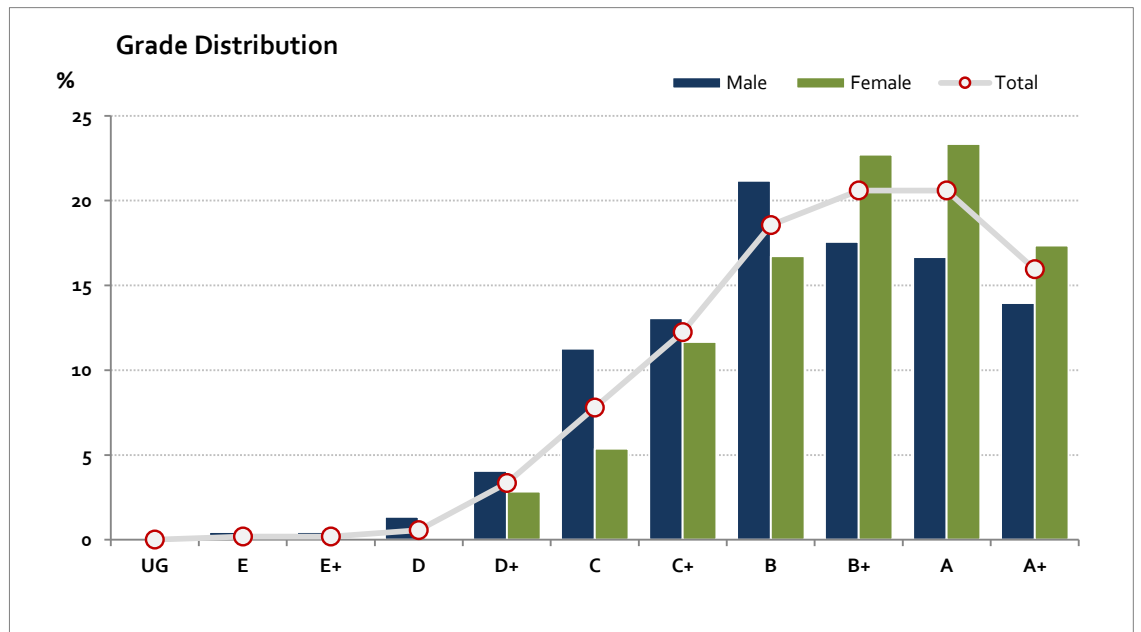
Grade		UG	E	E+	D	D+	C	C+	B	B+	A	A+	NR	Total
Male	n	0	1	1	3	9	25	29	47	39	37	31	0	222
	%	0.0	0.5	0.5	1.4	4.1	11.3	13.1	21.2	17.6	16.7	14.0	0.0	100.0
Female	n	0	0	0	0	9	17	37	53	72	74	55	0	317
	%	0.0	0.0	0.0	0.0	2.8	5.4	11.7	16.7	22.7	23.3	17.4	0.0	100.0
Gender X	n	0	0	0	0	0	0	0	0	0	0	0	0	0
	%	0.0	0.0	0.0	0.0	0.0	0.0	0.0	0.0	0.0	0.0	0.0	0.0	0.0
Total	n	0	1	1	3	18	42	66	100	111	111	86	0	539
	%	0.0	0.2	0.2	0.6	3.3	7.8	12.2	18.6	20.6	20.6	16.0	0.0	100.0
Score Ranges		0-4	5-9	10-14	15-19	20-24	25-28	29-31	32-35	36-39	40-44	45-50	N/A	Max 50

For privacy reasons, a gender with less than 5 students assessed has been assigned to the category of NR (Not Reported).

Summary Statistics:	
Mean	36.8
Std Dev	7.1
Median	B+

Not Assessed:	
Male	3
Female	8
Gender X	0
Total	11

Total Enrolments incl. Not Assessed:	
Male	225
Female	325
Gender X	0
Total	550



Gender X numbers are too low for a graph to be meaningful

## LOTE German

### Graded Assessment 2 COURSEWORK UNIT 4 2021

Table of Grade Distribution by Gender

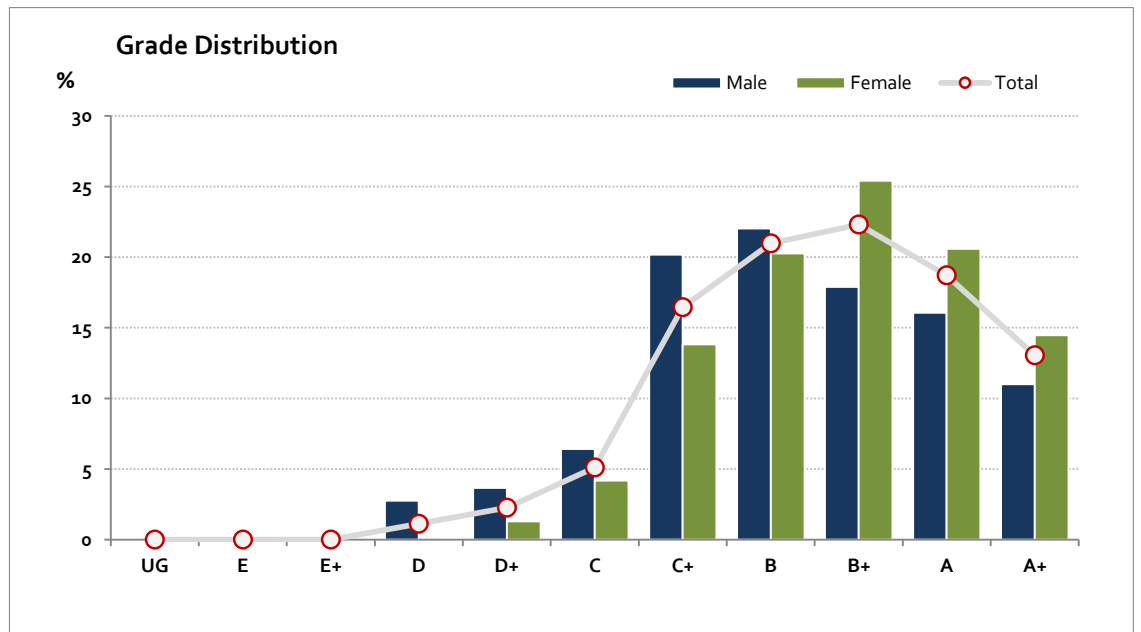
Grade		UG	E	E+	D	D+	C	C+	B	B+	A	A+	NR	Total
Male	n	0	0	0	6	8	14	44	48	39	35	24	0	218
	%	0.0	0.0	0.0	2.8	3.7	6.4	20.2	22.0	17.9	16.1	11.0	0.0	100.0
Female	n	0	0	0	0	4	13	43	63	79	64	45	0	311
	%	0.0	0.0	0.0	0.0	1.3	4.2	13.8	20.3	25.4	20.6	14.5	0.0	100.0
Gender X	n	0	0	0	0	0	0	0	0	0	0	0	0	0
	%	0.0	0.0	0.0	0.0	0.0	0.0	0.0	0.0	0.0	0.0	0.0	0.0	0.0
Total	n	0	0	0	6	12	27	87	111	118	99	69	0	529
	%	0.0	0.0	0.0	1.1	2.3	5.1	16.4	21.0	22.3	18.7	13.0	0.0	100.0
Score Ranges		0-4	5-9	10-14	15-21	22-24	25-28	29-32	33-36	37-41	42-46	47-50	N/A	Max 50

For privacy reasons, a gender with less than 5 students assessed has been assigned to the category of NR (Not Reported).

Summary Statistics:	
Mean	37.7
Std Dev	7
Median	B+

Not Assessed:	
Male	7
Female	14
Gender X	0
Total	21

Total Enrolments incl. Not Assessed:	
Male	225
Female	325
Gender X	0
Total	550



Gender X numbers are too low for a graph to be meaningful

# LOTE German

## Graded Assessment 3 ORAL AND WRITTEN EXAMINATION 2021

Table of Grade Distribution by Gender

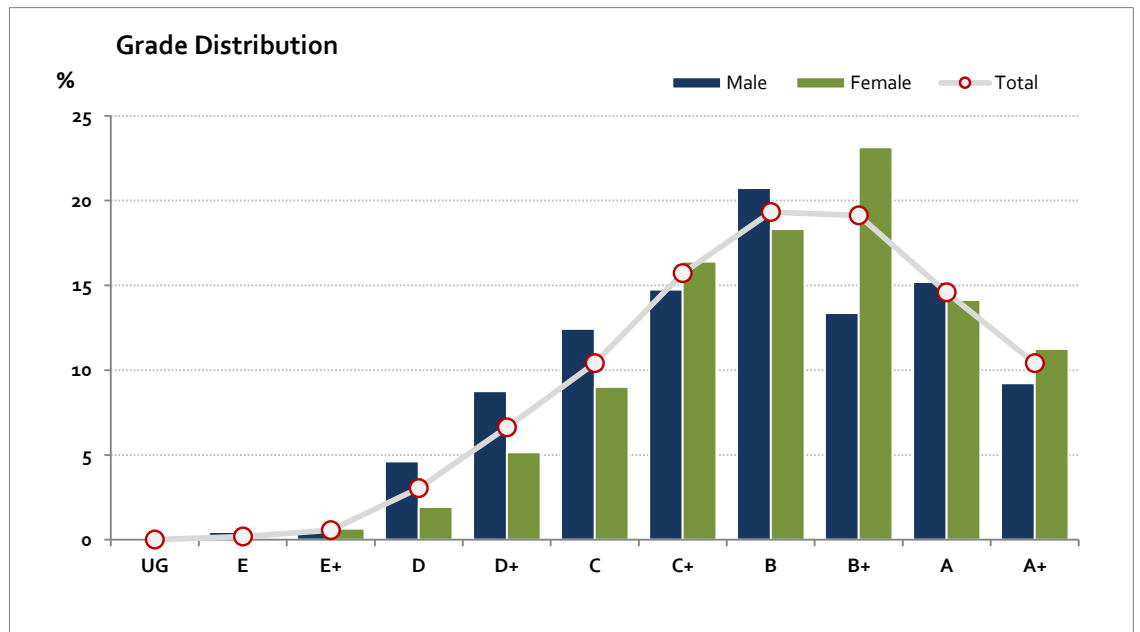
Grade	UG	E	E+	D	D+	C	C+	B	B+	A	A+	NR	Total	
<b>Male</b>	n	0	1	1	10	19	27	32	45	29	33	20	0	217
	%	0.0	0.5	0.5	4.6	8.8	12.4	14.7	20.7	13.4	15.2	9.2	0.0	100.0
<b>Female</b>	n	0	0	2	6	16	28	51	57	72	44	35	0	311
	%	0.0	0.0	0.6	1.9	5.1	9.0	16.4	18.3	23.2	14.1	11.3	0.0	100.0
<b>Gender X</b>	n	0	0	0	0	0	0	0	0	0	0	0	0	0
	%	0.0	0.0	0.0	0.0	0.0	0.0	0.0	0.0	0.0	0.0	0.0	0.0	0.0
<b>Total</b>	n	0	1	3	16	35	55	83	102	101	77	55	0	528
	%	0.0	0.2	0.6	3.0	6.6	10.4	15.7	19.3	19.1	14.6	10.4	0.0	100.0
<b>Score Ranges</b>		0-39	40-79	80-92	93-119	120-158	159-184	185-221	222-262	263-304	305-347	348-400	N/A	Max 400

For privacy reasons, a gender with less than 5 students assessed has been assigned to the category of NR (Not Reported).

Summary Statistics:	
Mean	249.5
Std Dev	70.9
Median	B

Not Assessed:	
Male	8
Female	14
Gender X	0
Total	22

Total Enrolments incl. Not Assessed:	
Male	225
Female	325
Gender X	0
Total	550



Gender X numbers are too low for a graph to be meaningful