

## LOTE Indonesian Second Language

### Graded Assessment 1 COURSEWORK UNIT 3 2021

Table of Grade Distribution by Gender

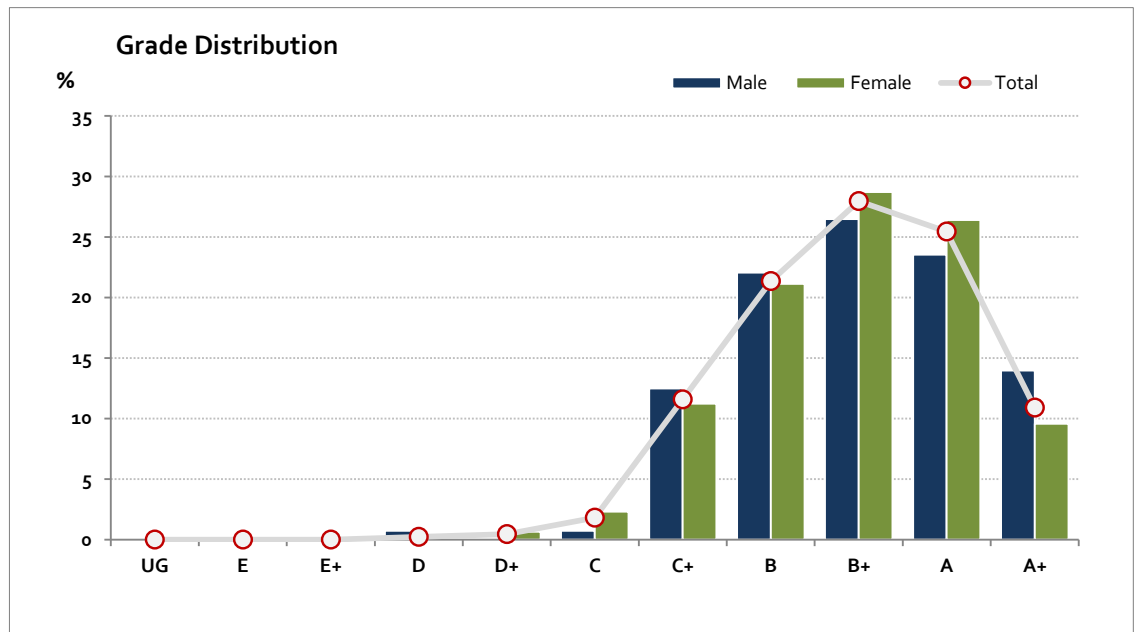
Grade		UG	E	E+	D	D+	C	C+	B	B+	A	A+	NR	Total
Male	n	0	0	0	1	0	1	17	30	36	32	19	0	136
	%	0.0	0.0	0.0	0.7	0.0	0.7	12.5	22.1	26.5	23.5	14.0	0.0	100.0
Female	n	0	0	0	0	2	7	34	64	87	80	29	0	303
	%	0.0	0.0	0.0	0.0	0.7	2.3	11.2	21.1	28.7	26.4	9.6	0.0	100.0
Gender X	n	0	0	0	0	0	0	0	0	0	0	0	1	1
	%	0.0	0.0	0.0	0.0	0.0	0.0	0.0	0.0	0.0	0.0	0.0	100.0	100.0
Total	n	0	0	0	1	2	8	51	94	123	112	48	1	440
	%	0.0	0.0	0.0	0.2	0.5	1.8	11.6	21.4	28.0	25.5	10.9	0.2	100.0
Score Ranges		0-4	5-9	10-14	15-19	20-24	25-27	28-30	31-34	35-39	40-46	47-50	N/A	Max 50

For privacy reasons, a gender with less than 5 students assessed has been assigned to the category of NR (Not Reported).

Summary Statistics:	
Mean	37.5
Std Dev	6.3
Median	B+

Not Assessed:	
Male	4
Female	3
Gender X	0
Total	7

Total Enrolments incl. Not Assessed:	
Male	140
Female	306
Gender X	1
Total	447



Gender X numbers are too low for a graph to be meaningful

## LOTE Indonesian Second Language

### Graded Assessment 2 COURSEWORK UNIT 4 2021

Table of Grade Distribution by Gender

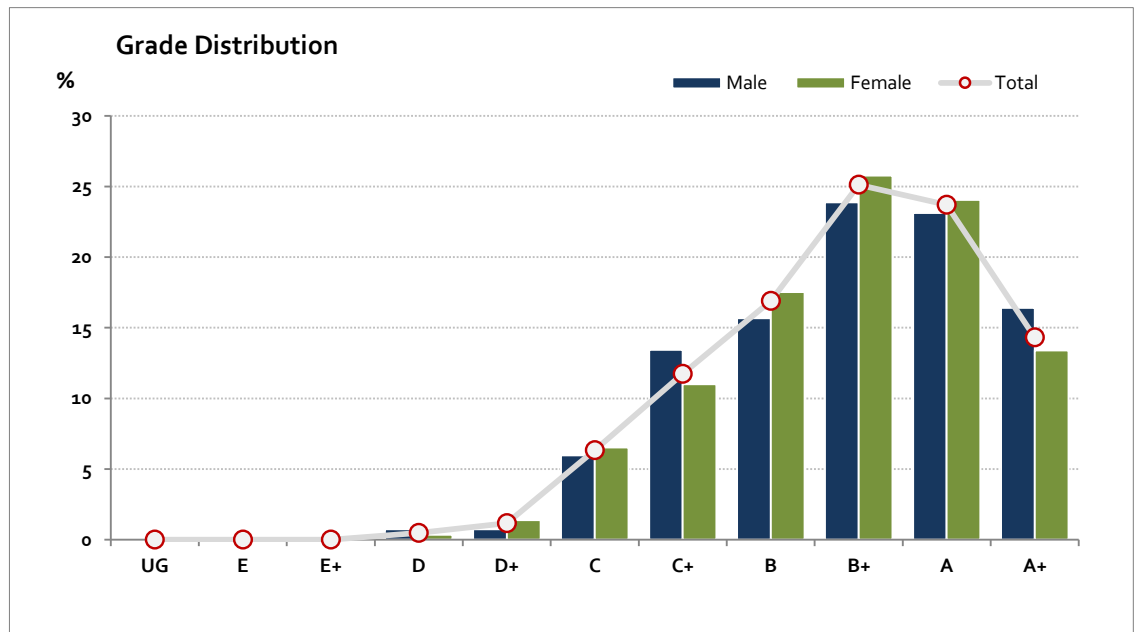
Grade		UG	E	E+	D	D+	C	C+	B	B+	A	A+	NR	Total
Male	n	0	0	0	1	1	8	18	21	32	31	22	0	134
	%	0.0	0.0	0.0	0.7	0.7	6.0	13.4	15.7	23.9	23.1	16.4	0.0	100.0
Female	n	0	0	0	1	4	19	32	51	75	70	39	0	291
	%	0.0	0.0	0.0	0.3	1.4	6.5	11.0	17.5	25.8	24.1	13.4	0.0	100.0
Gender X	n	0	0	0	0	0	0	0	0	0	0	0	1	1
	%	0.0	0.0	0.0	0.0	0.0	0.0	0.0	0.0	0.0	0.0	0.0	100.0	100.0
Total	n	0	0	0	2	5	27	50	72	107	101	61	1	426
	%	0.0	0.0	0.0	0.5	1.2	6.3	11.7	16.9	25.1	23.7	14.3	0.2	100.0
Score Ranges		0-4	5-9	10-14	15-19	20-26	27-29	30-32	33-35	36-40	41-46	47-50	N/A	Max 50

For privacy reasons, a gender with less than 5 students assessed has been assigned to the category of NR (Not Reported).

Summary Statistics:	
Mean	38.5
Std Dev	6.6
Median	B+

Not Assessed:	
Male	6
Female	15
Gender X	0
Total	21

Total Enrolments incl. Not Assessed:	
Male	140
Female	306
Gender X	1
Total	447



Gender X numbers are too low for a graph to be meaningful

# LOTE Indonesian Second Language

## Graded Assessment 3 ORAL AND WRITTEN EXAMINATION 2021

Table of Grade Distribution by Gender

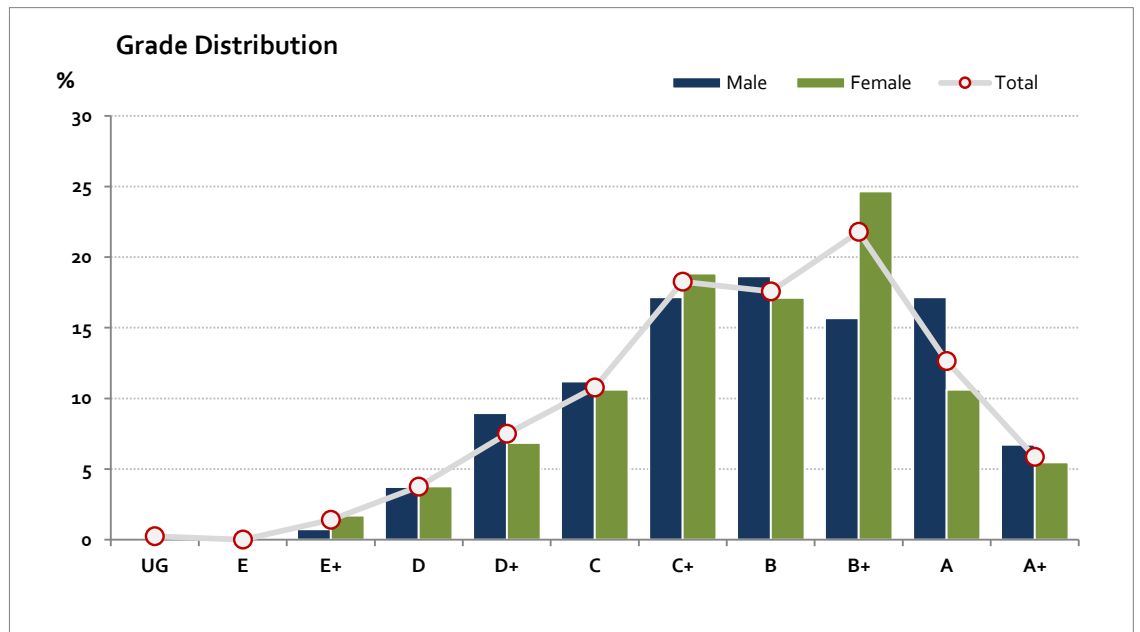
Grade		UG	E	E+	D	D+	C	C+	B	B+	A	A+	NR	Total
Male	n	0	0	1	5	12	15	23	25	21	23	9	0	134
	%	0.0	0.0	0.7	3.7	9.0	11.2	17.2	18.7	15.7	17.2	6.7	0.0	100.0
Female	n	1	0	5	11	20	31	55	50	72	31	16	0	292
	%	0.3	0.0	1.7	3.8	6.8	10.6	18.8	17.1	24.7	10.6	5.5	0.0	100.0
Gender X	n	0	0	0	0	0	0	0	0	0	0	0	1	1
	%	0.0	0.0	0.0	0.0	0.0	0.0	0.0	0.0	0.0	0.0	0.0	100.0	100.0
Total	n	1	0	6	16	32	46	78	75	93	54	25	1	427
	%	0.2	0.0	1.4	3.7	7.5	10.8	18.3	17.6	21.8	12.6	5.9	0.2	100.0
Score Ranges		0-33	34-42	43-74	75-86	87-111	112-134	135-167	168-204	205-258	259-317	318-400	N/A	Max 400

For privacy reasons, a gender with less than 5 students assessed has been assigned to the category of NR (Not Reported).

Summary Statistics:	
Mean	192.5
Std Dev	72.3
Median	B

Not Assessed:	
Male	6
Female	14
Gender X	0
Total	20

Total Enrolments incl. Not Assessed:	
Male	140
Female	306
Gender X	1
Total	447



Gender X numbers are too low for a graph to be meaningful