

LOTE Italian

Graded Assessment 1 COURSEWORK UNIT 3 2021

Table of Grade Distribution by Gender

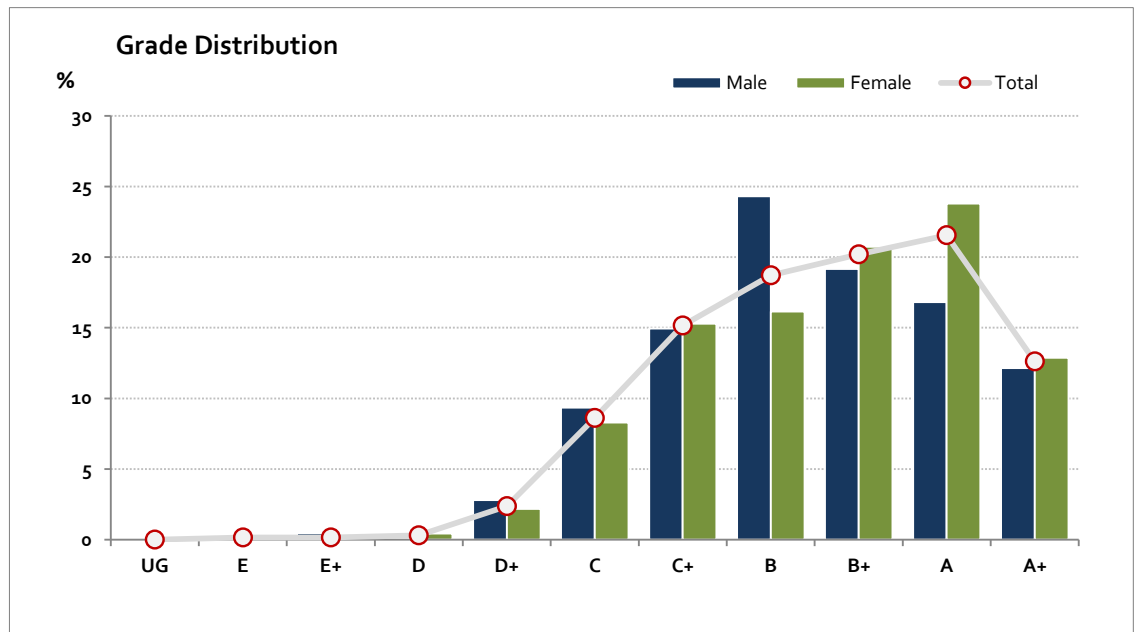
Grade		UG	E	E+	D	D+	C	C+	B	B+	A	A+	NR	Total
Male	n	0	0	1	0	6	20	32	52	41	36	26	0	214
	%	0.0	0.0	0.5	0.0	2.8	9.3	15.0	24.3	19.2	16.8	12.1	0.0	100.0
Female	n	0	1	0	2	10	38	70	74	95	109	59	0	458
	%	0.0	0.2	0.0	0.4	2.2	8.3	15.3	16.2	20.7	23.8	12.9	0.0	100.0
Gender X	n	0	0	0	0	0	0	0	0	0	0	0	1	1
	%	0.0	0.0	0.0	0.0	0.0	0.0	0.0	0.0	0.0	0.0	0.0	100.0	100.0
Total	n	0	1	1	2	16	58	102	126	136	145	85	1	673
	%	0.0	0.1	0.1	0.3	2.4	8.6	15.2	18.7	20.2	21.5	12.6	0.1	100.0
Score Ranges		0-4	5-9	10-14	15-16	17-25	26-29	30-32	33-35	36-39	40-45	46-50	N/A	Max 50

For privacy reasons, a gender with less than 5 students assessed has been assigned to the category of NR (Not Reported).

Summary Statistics:	
Mean	37
Std Dev	6.8
Median	B+

Not Assessed:	
Male	6
Female	13
Gender X	0
Total	19

Total Enrolments incl. Not Assessed:	
Male	220
Female	471
Gender X	1
Total	692



Gender X numbers are too low for a graph to be meaningful

LOTE Italian

Graded Assessment 2 COURSEWORK UNIT 4 2021

Table of Grade Distribution by Gender

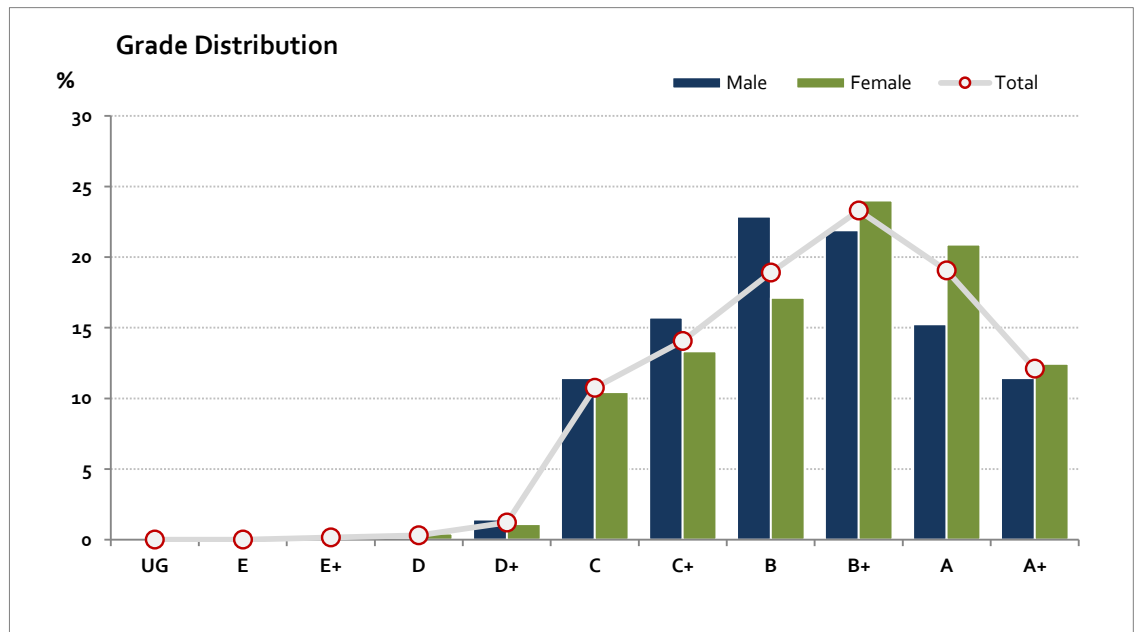
Grade		UG	E	E+	D	D+	C	C+	B	B+	A	A+	NR	Total
Male	n	0	0	0	0	3	24	33	48	46	32	24	0	210
	%	0.0	0.0	0.0	0.0	1.4	11.4	15.7	22.9	21.9	15.2	11.4	0.0	100.0
Female	n	0	0	1	2	5	47	60	77	108	94	56	0	450
	%	0.0	0.0	0.2	0.4	1.1	10.4	13.3	17.1	24.0	20.9	12.4	0.0	100.0
Gender X	n	0	0	0	0	0	0	0	0	0	0	0	1	1
	%	0.0	0.0	0.0	0.0	0.0	0.0	0.0	0.0	0.0	0.0	0.0	100.0	100.0
Total	n	0	0	1	2	8	71	93	125	154	126	80	1	661
	%	0.0	0.0	0.2	0.3	1.2	10.7	14.1	18.9	23.3	19.1	12.1	0.2	100.0
Score Ranges		0-4	5-9	10-14	15-16	17-24	25-30	31-33	34-36	37-41	42-47	48-50	N/A	Max 50

For privacy reasons, a gender with less than 5 students assessed has been assigned to the category of NR (Not Reported).

Summary Statistics:	
Mean	38.1
Std Dev	6.9
Median	B+

Not Assessed:	
Male	10
Female	21
Gender X	0
Total	31

Total Enrolments incl. Not Assessed:	
Male	220
Female	471
Gender X	1
Total	692



Gender X numbers are too low for a graph to be meaningful

LOTE Italian

Graded Assessment 3 ORAL AND WRITTEN EXAMINATION 2021

Table of Grade Distribution by Gender

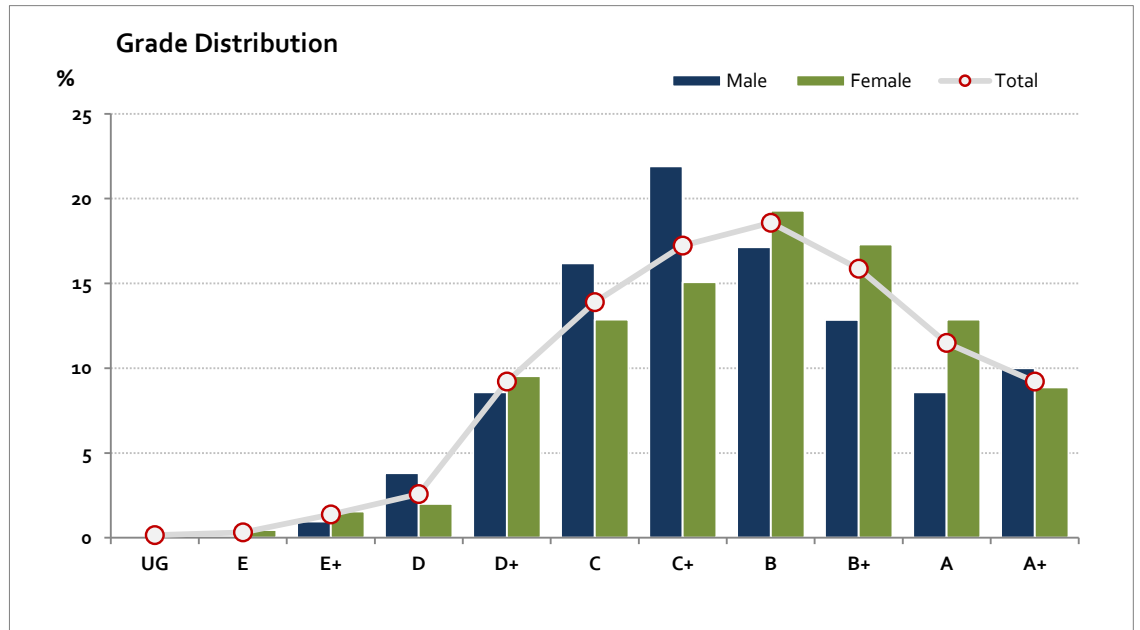
Grade	UG	E	E+	D	D+	C	C+	B	B+	A	A+	NR	Total	
Male	n	0	0	2	8	18	34	46	36	27	18	21	0	210
	%	0.0	0.0	1.0	3.8	8.6	16.2	21.9	17.1	12.9	8.6	10.0	0.0	100.0
Female	n	1	2	7	9	43	58	68	87	78	58	40	0	451
	%	0.2	0.4	1.6	2.0	9.5	12.9	15.1	19.3	17.3	12.9	8.9	0.0	100.0
Gender X	n	0	0	0	0	0	0	0	0	0	0	1	1	
	%	0.0	0.0	0.0	0.0	0.0	0.0	0.0	0.0	0.0	0.0	100.0	100.0	
Total	n	1	2	9	17	61	92	114	123	105	76	61	1	662
	%	0.2	0.3	1.4	2.6	9.2	13.9	17.2	18.6	15.9	11.5	9.2	0.2	100.0
Score Ranges		0-39	40-48	49-70	71-89	90-118	119-145	146-175	176-213	214-253	254-301	302-400	N/A	Max 400

For privacy reasons, a gender with less than 5 students assessed has been assigned to the category of NR (Not Reported).

Summary Statistics:	
Mean	194.3
Std Dev	69.8
Median	B

Not Assessed:	
Male	10
Female	20
Gender X	0
Total	30

Total Enrolments incl. Not Assessed:	
Male	220
Female	471
Gender X	1
Total	692



Gender X numbers are too low for a graph to be meaningful