

## LOTE Japanese Second Language

### Graded Assessment 1 COURSEWORK UNIT 3 2021

Table of Grade Distribution by Gender

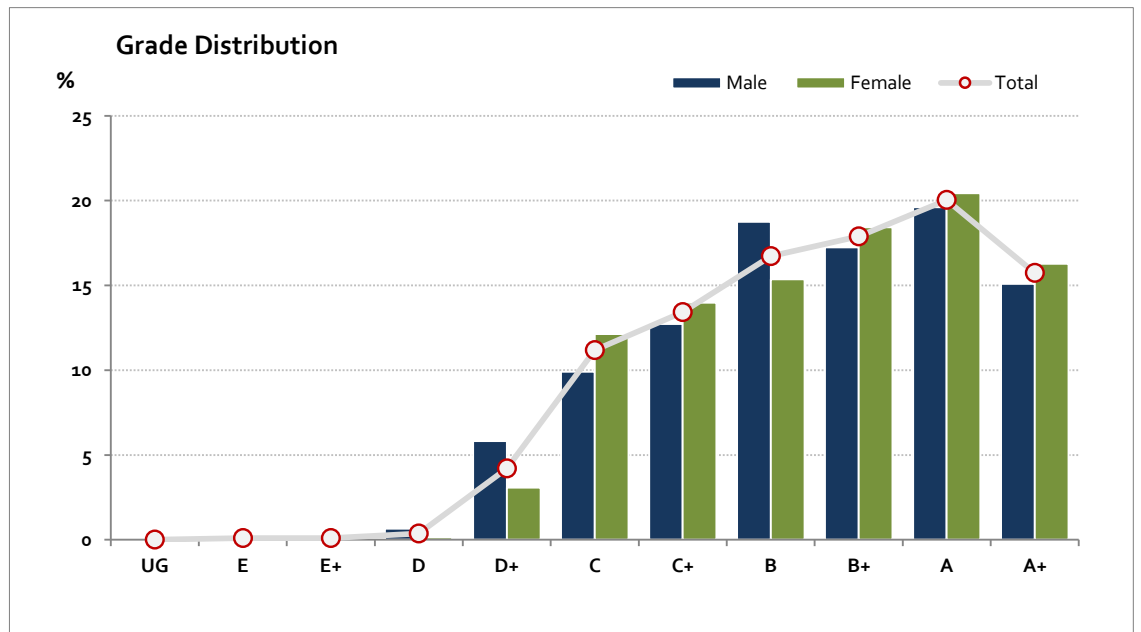
Grade		UG	E	E+	D	D+	C	C+	B	B+	A	A+	NR	Total
Male	n	0	1	0	3	27	46	59	87	80	91	70	0	464
	%	0.0	0.2	0.0	0.6	5.8	9.9	12.7	18.8	17.2	19.6	15.1	0.0	100.0
Female	n	0	0	1	1	20	79	91	100	120	133	106	0	651
	%	0.0	0.0	0.2	0.2	3.1	12.1	14.0	15.4	18.4	20.4	16.3	0.0	100.0
Gender X	n	0	0	0	0	0	0	0	0	0	0	0	3	3
	%	0.0	0.0	0.0	0.0	0.0	0.0	0.0	0.0	0.0	0.0	0.0	100.0	100.0
Total	n	0	1	1	4	47	125	150	187	200	224	176	3	1,118
	%	0.0	0.1	0.1	0.4	4.2	11.2	13.4	16.7	17.9	20.0	15.7	0.3	100.0
Score Ranges		0-4	5-9	10-11	12-13	14-23	24-28	29-32	33-36	37-40	41-46	47-50	N/A	Max 50

For privacy reasons, a gender with less than 5 students assessed has been assigned to the category of NR (Not Reported).

Summary Statistics:	
Mean	37.1
Std Dev	8.1
Median	B+

Not Assessed:	
Male	9
Female	15
Gender X	0
Total	24

Total Enrolments incl. Not Assessed:	
Male	473
Female	666
Gender X	3
Total	1,142



Gender X numbers are too low for a graph to be meaningful

## LOTE Japanese Second Language

### Graded Assessment 2 COURSEWORK UNIT 4 2021

Table of Grade Distribution by Gender

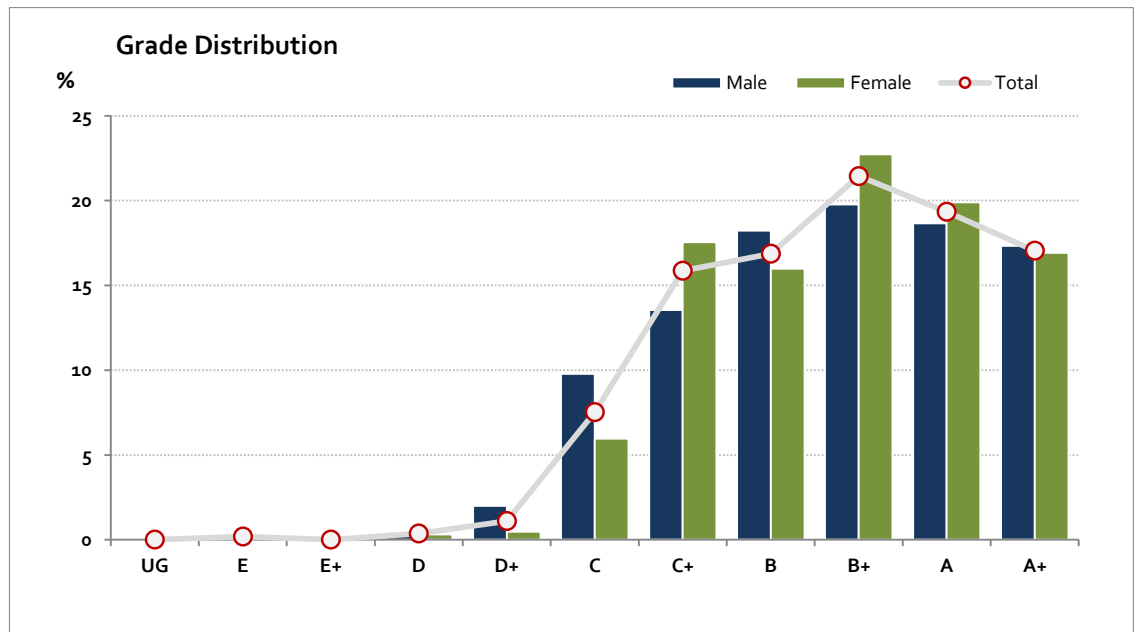
Grade		UG	E	E+	D	D+	C	C+	B	B+	A	A+	NR	Total
Male	n	0	1	0	2	9	44	61	82	89	84	78	0	450
	%	0.0	0.2	0.0	0.4	2.0	9.8	13.6	18.2	19.8	18.7	17.3	0.0	100.0
Female	n	0	1	0	2	3	38	112	102	145	127	108	0	638
	%	0.0	0.2	0.0	0.3	0.5	6.0	17.6	16.0	22.7	19.9	16.9	0.0	100.0
Gender X	n	0	0	0	0	0	0	0	0	0	0	0	3	3
	%	0.0	0.0	0.0	0.0	0.0	0.0	0.0	0.0	0.0	0.0	0.0	100.0	100.0
Total	n	0	2	0	4	12	82	173	184	234	211	186	3	1,091
	%	0.0	0.2	0.0	0.4	1.1	7.5	15.9	16.9	21.4	19.3	17.0	0.3	100.0
Score Ranges		0-4	5-9	10-14	15-16	17-21	22-27	28-32	33-36	37-41	42-46	47-50	N/A	Max 50

For privacy reasons, a gender with less than 5 students assessed has been assigned to the category of NR (Not Reported).

Summary Statistics:	
Mean	38
Std Dev	7.7
Median	B+

Not Assessed:	
Male	23
Female	28
Gender X	0
Total	51

Total Enrolments incl. Not Assessed:	
Male	473
Female	666
Gender X	3
Total	1,142



Gender X numbers are too low for a graph to be meaningful

# LOTE Japanese Second Language

## Graded Assessment 3 ORAL AND WRITTEN EXAMINATION 2021

Table of Grade Distribution by Gender

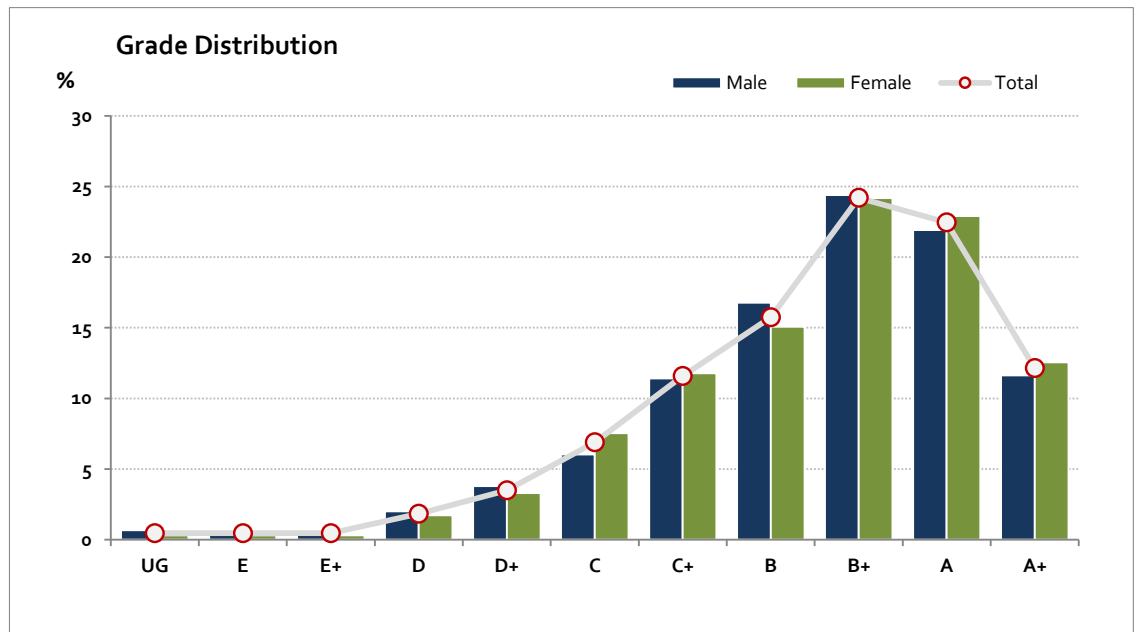
Grade		UG	E	E+	D	D+	C	C+	B	B+	A	A+	NR	Total
Male	n	3	3	3	9	17	27	51	75	109	98	52	0	447
	%	0.7	0.7	0.7	2.0	3.8	6.0	11.4	16.8	24.4	21.9	11.6	0.0	100.0
Female	n	2	2	2	11	21	48	75	96	154	146	80	0	637
	%	0.3	0.3	0.3	1.7	3.3	7.5	11.8	15.1	24.2	22.9	12.6	0.0	100.0
Gender X	n	0	0	0	0	0	0	0	0	0	0	0	3	3
	%	0.0	0.0	0.0	0.0	0.0	0.0	0.0	0.0	0.0	0.0	0.0	100.0	100.0
Total	n	5	5	5	20	38	75	126	171	263	244	132	3	1,087
	%	0.5	0.5	0.5	1.8	3.5	6.9	11.6	15.7	24.2	22.4	12.1	0.3	100.0
Score Ranges		0-33	34-42	43-72	73-85	86-109	110-132	133-165	166-202	203-255	256-315	316-400	N/A	Max 400

For privacy reasons, a gender with less than 5 students assessed has been assigned to the category of NR (Not Reported).

Summary Statistics:	
Mean	221.1
Std Dev	75.9
Median	B+

Not Assessed:	
Male	26
Female	29
Gender X	0
Total	55

Total Enrolments incl. Not Assessed:	
Male	473
Female	666
Gender X	3
Total	1,142



Gender X numbers are too low for a graph to be meaningful