

LOTE Korean Second Language

Graded Assessment 1 COURSEWORK UNIT 3 2021

Table of Grade Distribution by Gender

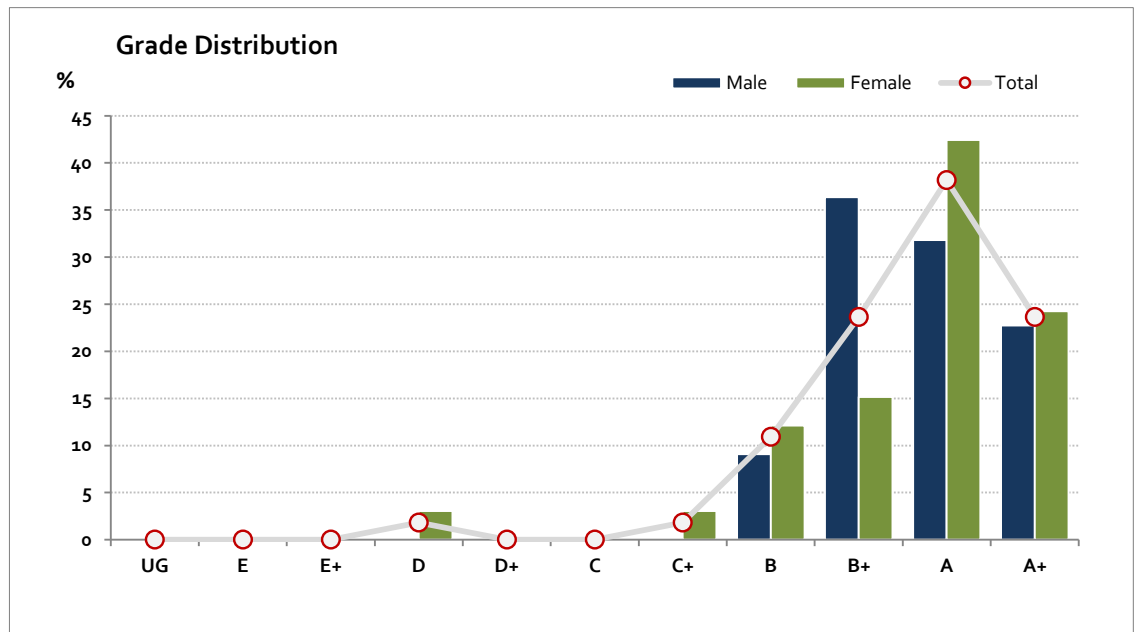
Grade		UG	E	E+	D	D+	C	C+	B	B+	A	A+	NR	Total
Male	n	0	0	0	0	0	0	0	2	8	7	5	0	22
	%	0.0	0.0	0.0	0.0	0.0	0.0	0.0	9.1	36.4	31.8	22.7	0.0	100.0
Female	n	0	0	0	1	0	0	1	4	5	14	8	0	33
	%	0.0	0.0	0.0	3.0	0.0	0.0	3.0	12.1	15.2	42.4	24.2	0.0	100.0
Gender X	n	0	0	0	0	0	0	0	0	0	0	0	0	0
	%	0.0	0.0	0.0	0.0	0.0	0.0	0.0	0.0	0.0	0.0	0.0	0.0	0.0
Total	n	0	0	0	1	0	0	1	6	13	21	13	0	55
	%	0.0	0.0	0.0	1.8	0.0	0.0	1.8	10.9	23.6	38.2	23.6	0.0	100.0
Score Ranges		0-2	3-4	5-9	10-14	15-19	20-24	25-29	30-33	34-39	40-45	46-50	N/A	Max 50

For privacy reasons, a gender with less than 5 students assessed has been assigned to the category of NR (Not Reported).

Summary Statistics:	
Mean	40.3
Std Dev	7.1
Median	A

Not Assessed:	
Male	0
Female	0
Gender X	0
Total	0

Total Enrolments incl. Not Assessed:	
Male	22
Female	33
Gender X	0
Total	55



Gender X numbers are too low for a graph to be meaningful

LOTE Korean Second Language

Graded Assessment 2 COURSEWORK UNIT 4 2021

Table of Grade Distribution by Gender

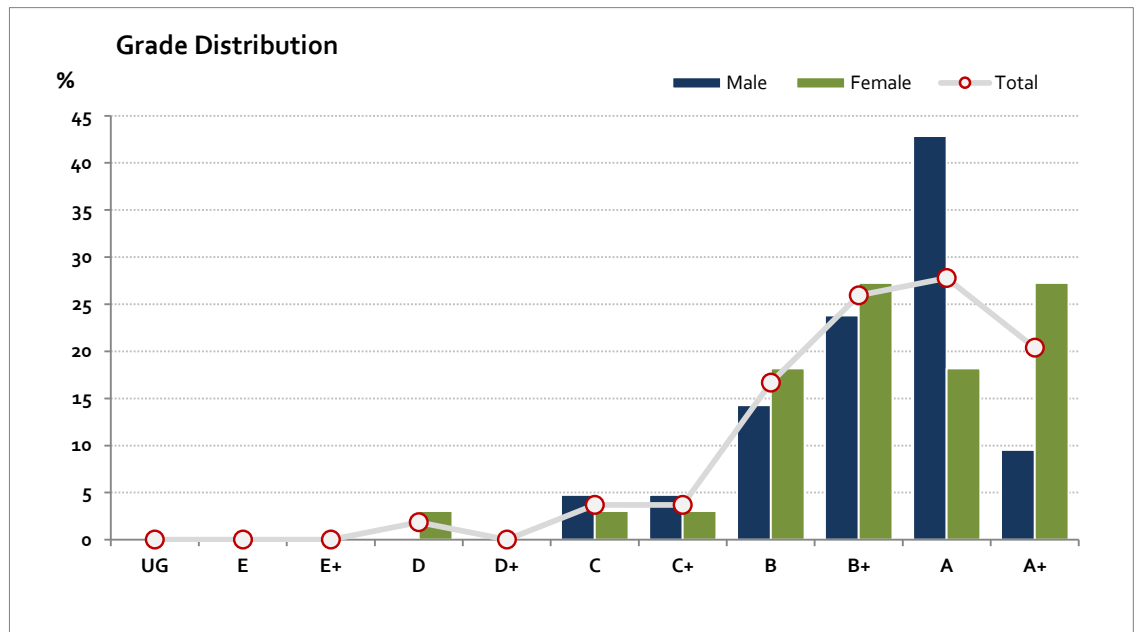
Grade		UG	E	E+	D	D+	C	C+	B	B+	A	A+	NR	Total
Male	n	0	0	0	0	0	1	1	3	5	9	2	0	21
	%	0.0	0.0	0.0	0.0	0.0	4.8	4.8	14.3	23.8	42.9	9.5	0.0	100.0
Female	n	0	0	0	1	0	1	1	6	9	6	9	0	33
	%	0.0	0.0	0.0	3.0	0.0	3.0	3.0	18.2	27.3	18.2	27.3	0.0	100.0
Gender X	n	0	0	0	0	0	0	0	0	0	0	0	0	0
	%	0.0	0.0	0.0	0.0	0.0	0.0	0.0	0.0	0.0	0.0	0.0	0.0	0.0
Total	n	0	0	0	1	0	2	2	9	14	15	11	0	54
	%	0.0	0.0	0.0	1.9	0.0	3.7	3.7	16.7	25.9	27.8	20.4	0.0	100.0
Score Ranges		0-4	5-9	10-14	15-19	20-24	25-29	30-31	32-36	37-42	43-47	48-50	N/A	Max 50

For privacy reasons, a gender with less than 5 students assessed has been assigned to the category of NR (Not Reported).

Summary Statistics:	
Mean	41
Std Dev	6.8
Median	B+

Not Assessed:	
Male	1
Female	0
Gender X	0
Total	1

Total Enrolments incl. Not Assessed:	
Male	22
Female	33
Gender X	0
Total	55



Gender X numbers are too low for a graph to be meaningful

LOTE Korean Second Language

Graded Assessment 3 ORAL AND WRITTEN EXAMINATION 2021

Table of Grade Distribution by Gender

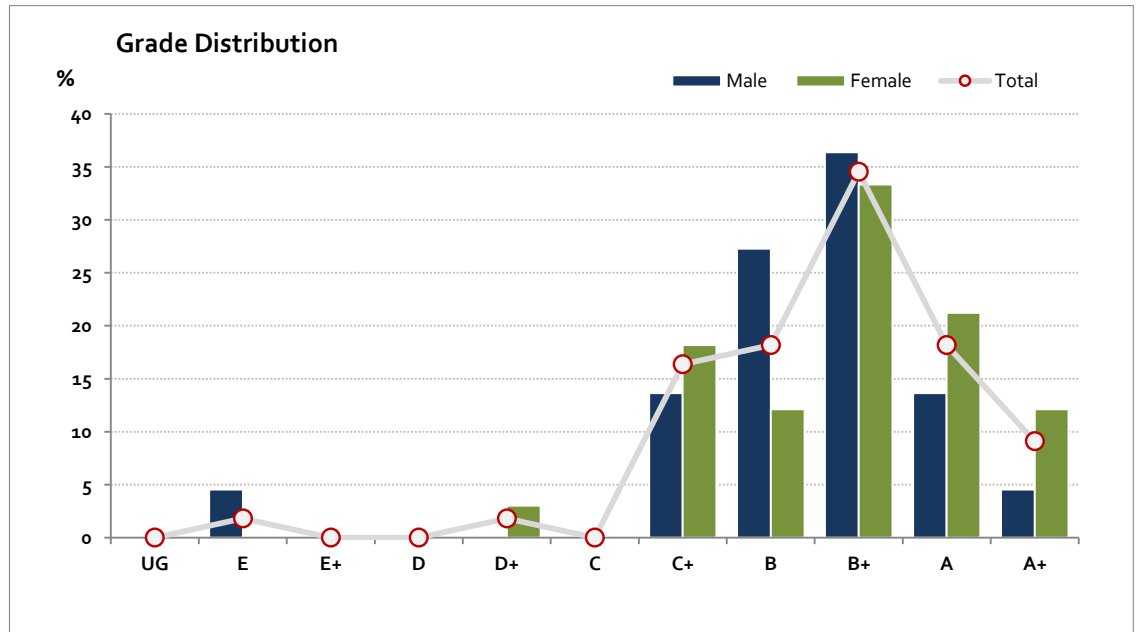
Grade	UG	E	E+	D	D+	C	C+	B	B+	A	A+	NR	Total
Male	n	0	1	0	0	0	3	6	8	3	1	0	22
	%	0.0	4.5	0.0	0.0	0.0	13.6	27.3	36.4	13.6	4.5	0.0	100.0
Female	n	0	0	0	0	1	6	4	11	7	4	0	33
	%	0.0	0.0	0.0	0.0	3.0	18.2	12.1	33.3	21.2	12.1	0.0	100.0
Gender X	n	0	0	0	0	0	0	0	0	0	0	0	0
	%	0.0	0.0	0.0	0.0	0.0	0.0	0.0	0.0	0.0	0.0	0.0	0.0
Total	n	0	1	0	0	1	9	10	19	10	5	0	55
	%	0.0	1.8	0.0	0.0	1.8	16.4	18.2	34.5	18.2	9.1	0.0	100.0
Score Ranges	0-19	20-39	40-79	80-119	120-159	160-199	200-235	236-283	284-316	317-347	348-400	N/A	Max 400

For privacy reasons, a gender with less than 5 students assessed has been assigned to the category of NR (Not Reported).

Summary Statistics:	
Mean	284.4
Std Dev	60
Median	B+

Not Assessed:	
Male	0
Female	0
Gender X	0
Total	0

Total Enrolments incl. Not Assessed:	
Male	22
Female	33
Gender X	0
Total	55



Gender X numbers are too low for a graph to be meaningful