

LOTE Vietnamese First Language

Graded Assessment 1 COURSEWORK UNIT 3 2021

Table of Grade Distribution by Gender

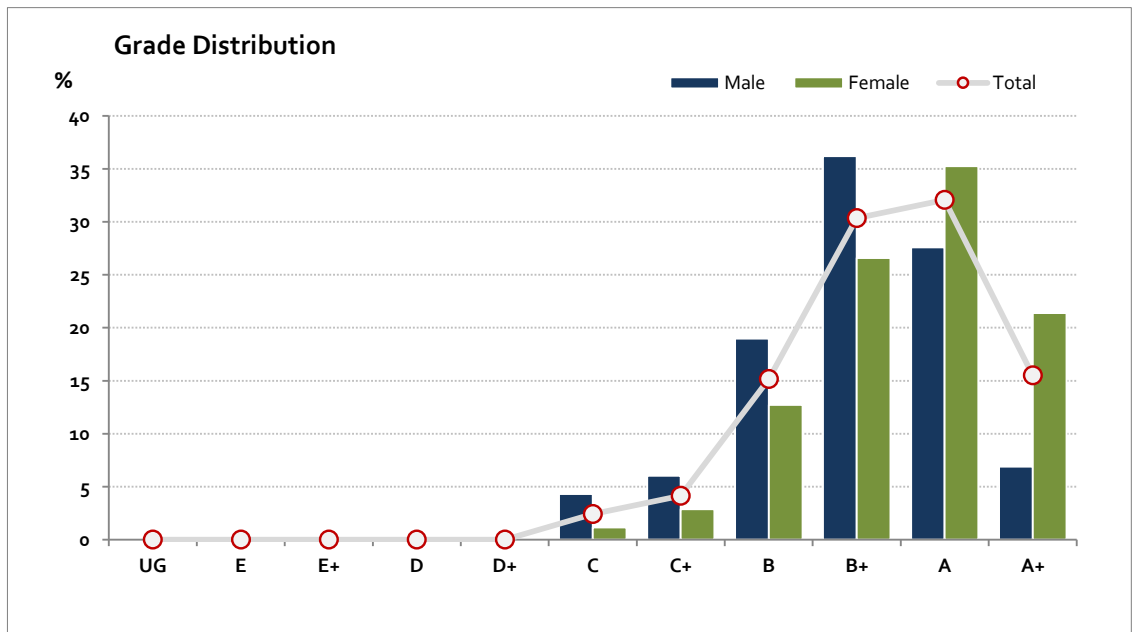
Grade		UG	E	E+	D	D+	C	C+	B	B+	A	A+	NR	Total
Male	n	0	0	0	0	0	5	7	22	42	32	8	0	116
	%	0.0	0.0	0.0	0.0	0.0	4.3	6.0	19.0	36.2	27.6	6.9	0.0	100.0
Female	n	0	0	0	0	0	2	5	22	46	61	37	0	173
	%	0.0	0.0	0.0	0.0	0.0	1.2	2.9	12.7	26.6	35.3	21.4	0.0	100.0
Gender X	n	0	0	0	0	0	0	0	0	0	0	0	1	1
	%	0.0	0.0	0.0	0.0	0.0	0.0	0.0	0.0	0.0	0.0	0.0	100.0	100.0
Total	n	0	0	0	0	0	7	12	44	88	93	45	1	290
	%	0.0	0.0	0.0	0.0	0.0	2.4	4.1	15.2	30.3	32.1	15.5	0.3	100.0
Score Ranges		0-2	3-4	5-9	10-14	15-19	20-25	26-31	32-36	37-41	42-46	47-50	N/A	Max 50

For privacy reasons, a gender with less than 5 students assessed has been assigned to the category of NR (Not Reported).

Summary Statistics:	
Mean	40.6
Std Dev	5.7
Median	B+

Not Assessed:	
Male	8
Female	8
Gender X	0
Total	16

Total Enrolments incl. Not Assessed:	
Male	124
Female	181
Gender X	1
Total	306



Gender X numbers are too low for a graph to be meaningful

LOTE Vietnamese First Language

Graded Assessment 2 COURSEWORK UNIT 4 2021

Table of Grade Distribution by Gender

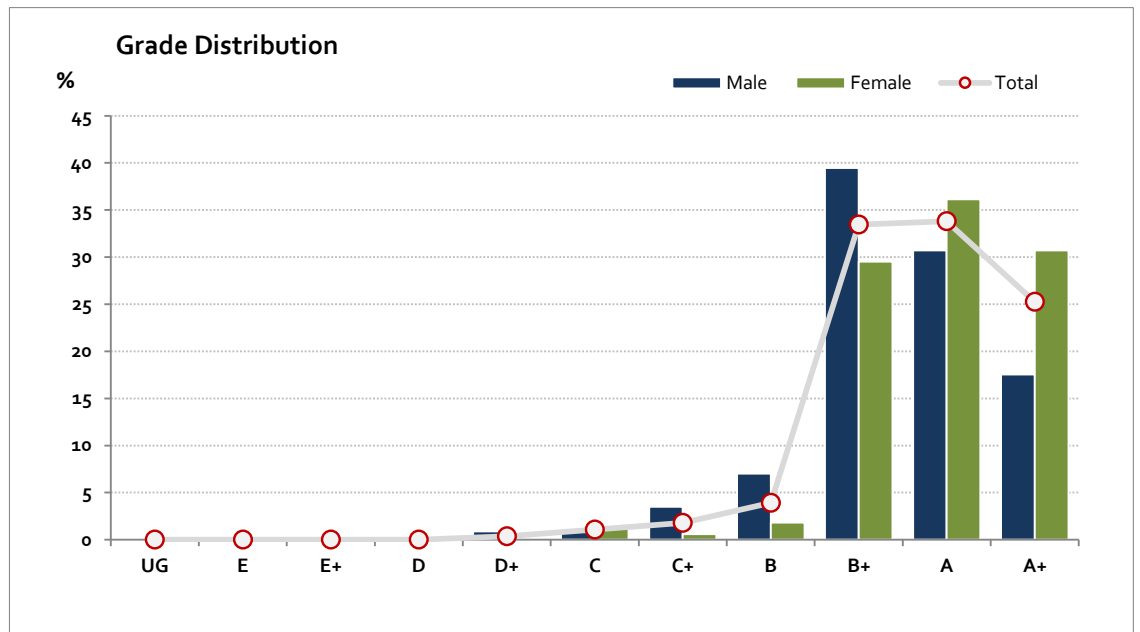
Grade		UG	E	E+	D	D+	C	C+	B	B+	A	A+	NR	Total
Male	n	0	0	0	0	1	1	4	8	45	35	20	0	114
	%	0.0	0.0	0.0	0.0	0.9	0.9	3.5	7.0	39.5	30.7	17.5	0.0	100.0
Female	n	0	0	0	0	0	2	1	3	49	60	51	0	166
	%	0.0	0.0	0.0	0.0	0.0	1.2	0.6	1.8	29.5	36.1	30.7	0.0	100.0
Gender X	n	0	0	0	0	0	0	0	0	0	0	0	1	1
	%	0.0	0.0	0.0	0.0	0.0	0.0	0.0	0.0	0.0	0.0	0.0	100.0	100.0
Total	n	0	0	0	0	1	3	5	11	94	95	71	1	281
	%	0.0	0.0	0.0	0.0	0.4	1.1	1.8	3.9	33.5	33.8	25.3	0.4	100.0
Score Ranges		0-2	3-4	5-9	10-14	15-19	20-23	24-27	28-31	32-39	40-45	46-50	N/A	Max 50

For privacy reasons, a gender with less than 5 students assessed has been assigned to the category of NR (Not Reported).

Summary Statistics:	
Mean	40.8
Std Dev	6.2
Median	A

Not Assessed:	
Male	10
Female	15
Gender X	0
Total	25

Total Enrolments incl. Not Assessed:	
Male	124
Female	181
Gender X	1
Total	306



Gender X numbers are too low for a graph to be meaningful

LOTE Vietnamese First Language

Graded Assessment 3 ORAL AND WRITTEN EXAMINATION 2021

Table of Grade Distribution by Gender

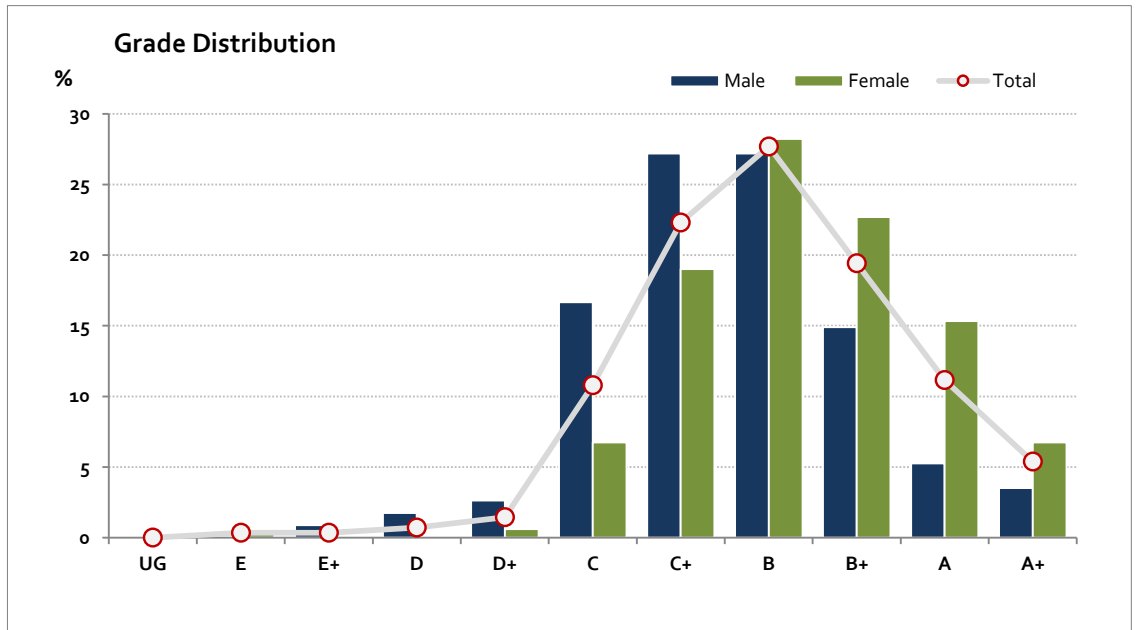
Grade	UG	E	E+	D	D+	C	C+	B	B+	A	A+	NR	Total	
Male	n	0	0	1	2	3	19	31	31	17	6	4	0	114
	%	0.0	0.0	0.9	1.8	2.6	16.7	27.2	27.2	14.9	5.3	3.5	0.0	100.0
Female	n	0	1	0	0	1	11	31	46	37	25	11	0	163
	%	0.0	0.6	0.0	0.0	0.6	6.7	19.0	28.2	22.7	15.3	6.7	0.0	100.0
Gender X	n	0	0	0	0	0	0	0	0	0	0	0	1	1
	%	0.0	0.0	0.0	0.0	0.0	0.0	0.0	0.0	0.0	0.0	0.0	100.0	100.0
Total	n	0	1	1	2	4	30	62	77	54	31	15	1	278
	%	0.0	0.4	0.4	0.7	1.4	10.8	22.3	27.7	19.4	11.2	5.4	0.4	100.0
Score Ranges	0-19	20-39	40-59	60-79	80-90	91-111	112-125	126-142	143-151	152-164	165-200	N/A	Max 200	

For privacy reasons, a gender with less than 5 students assessed has been assigned to the category of NR (Not Reported).

Summary Statistics:	
Mean	133
Std Dev	21.5
Median	B

Not Assessed:	
Male	10
Female	18
Gender X	0
Total	28

Total Enrolments incl. Not Assessed:	
Male	124
Female	181
Gender X	1
Total	306



Gender X numbers are too low for a graph to be meaningful