

LOTE Vietnamese Second Language

Graded Assessment 1 COURSEWORK UNIT 3 2021

Table of Grade Distribution by Gender

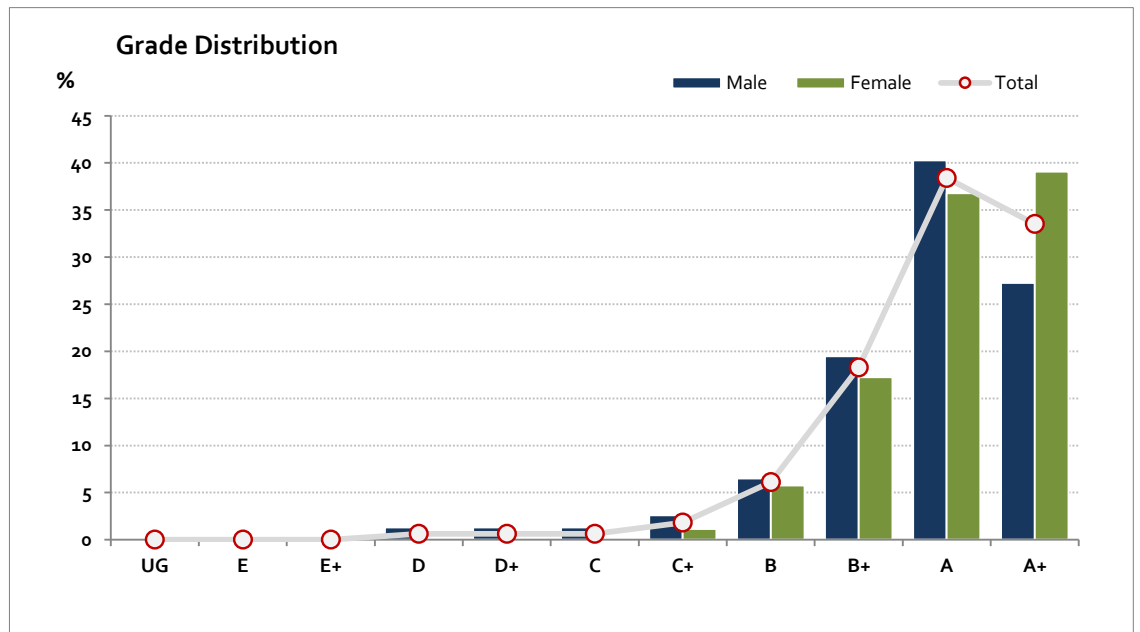
Grade		UG	E	E+	D	D+	C	C+	B	B+	A	A+	NR	Total
Male	n	0	0	0	1	1	1	2	5	15	31	21	0	77
	%	0.0	0.0	0.0	1.3	1.3	1.3	2.6	6.5	19.5	40.3	27.3	0.0	100.0
Female	n	0	0	0	0	0	0	1	5	15	32	34	0	87
	%	0.0	0.0	0.0	0.0	0.0	0.0	1.1	5.7	17.2	36.8	39.1	0.0	100.0
Gender X	n	0	0	0	0	0	0	0	0	0	0	0	0	0
	%	0.0	0.0	0.0	0.0	0.0	0.0	0.0	0.0	0.0	0.0	0.0	0.0	0.0
Total	n	0	0	0	1	1	1	3	10	30	63	55	0	164
	%	0.0	0.0	0.0	0.6	0.6	0.6	1.8	6.1	18.3	38.4	33.5	0.0	100.0
Score Ranges		0-4	5-9	10-14	15-19	20-24	25-26	27-30	31-33	34-38	39-45	46-50	N/A	Max 50

For privacy reasons, a gender with less than 5 students assessed has been assigned to the category of NR (Not Reported).

Summary Statistics:	
Mean	41.7
Std Dev	6.2
Median	A

Not Assessed:	
Male	3
Female	2
Gender X	0
Total	5

Total Enrolments incl. Not Assessed:	
Male	80
Female	89
Gender X	0
Total	169



Gender X numbers are too low for a graph to be meaningful

LOTE Vietnamese Second Language

Graded Assessment 2 COURSEWORK UNIT 4 2021

Table of Grade Distribution by Gender

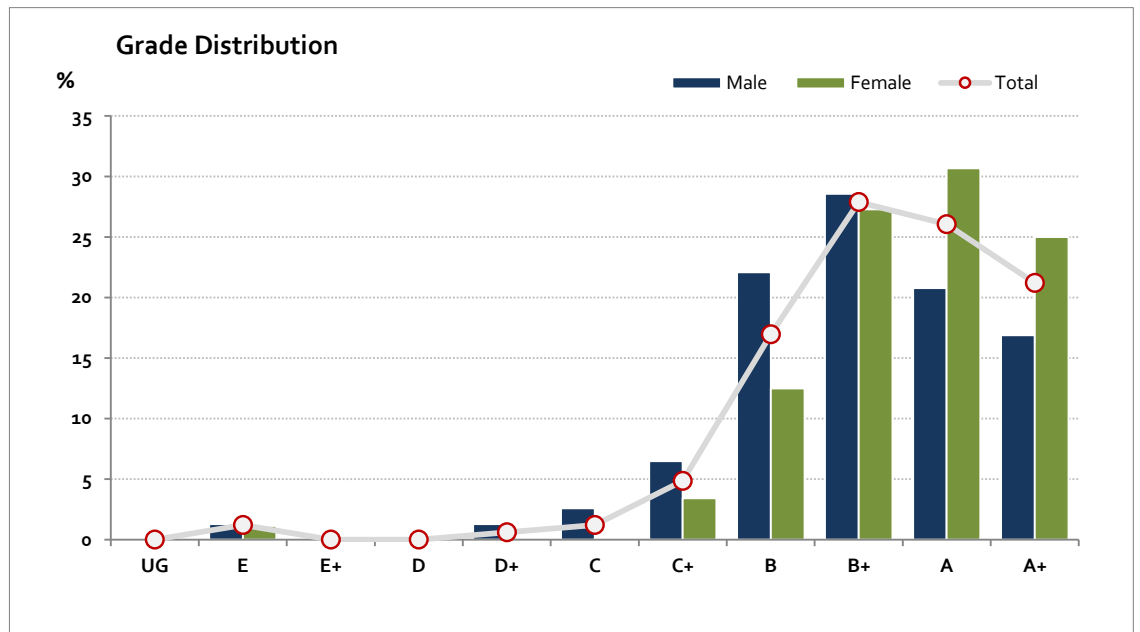
Grade		UG	E	E+	D	D+	C	C+	B	B+	A	A+	NR	Total
Male	n	0	1	0	0	1	2	5	17	22	16	13	0	77
	%	0.0	1.3	0.0	0.0	1.3	2.6	6.5	22.1	28.6	20.8	16.9	0.0	100.0
Female	n	0	1	0	0	0	0	3	11	24	27	22	0	88
	%	0.0	1.1	0.0	0.0	0.0	0.0	3.4	12.5	27.3	30.7	25.0	0.0	100.0
Gender X	n	0	0	0	0	0	0	0	0	0	0	0	0	0
	%	0.0	0.0	0.0	0.0	0.0	0.0	0.0	0.0	0.0	0.0	0.0	0.0	0.0
Total	n	0	2	0	0	1	2	8	28	46	43	35	0	165
	%	0.0	1.2	0.0	0.0	0.6	1.2	4.8	17.0	27.9	26.1	21.2	0.0	100.0
Score Ranges		0-4	5-9	10-14	15-19	20-24	25-29	30-33	34-38	39-43	44-47	48-50	N/A	Max 50

For privacy reasons, a gender with less than 5 students assessed has been assigned to the category of NR (Not Reported).

Summary Statistics:	
Mean	41.8
Std Dev	6.6
Median	B+

Not Assessed:	
Male	3
Female	1
Gender X	0
Total	4

Total Enrolments incl. Not Assessed:	
Male	80
Female	89
Gender X	0
Total	169



Gender X numbers are too low for a graph to be meaningful

LOTE Vietnamese Second Language

Graded Assessment 3 ORAL AND WRITTEN EXAMINATION 2021

Table of Grade Distribution by Gender

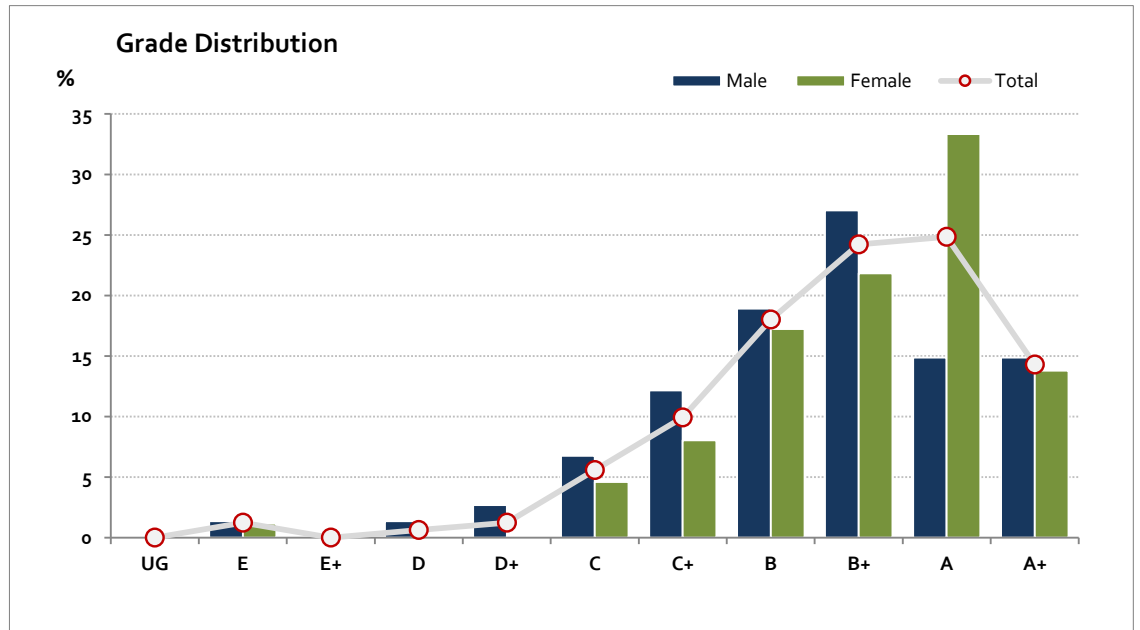
Grade	UG	E	E+	D	D+	C	C+	B	B+	A	A+	NR	Total	
Male	n	0	1	0	1	2	5	9	14	20	11	11	0	74
	%	0.0	1.4	0.0	1.4	2.7	6.8	12.2	18.9	27.0	14.9	14.9	0.0	100.0
Female	n	0	1	0	0	0	4	7	15	19	29	12	0	87
	%	0.0	1.1	0.0	0.0	0.0	4.6	8.0	17.2	21.8	33.3	13.8	0.0	100.0
Gender X	n	0	0	0	0	0	0	0	0	0	0	0	0	0
	%	0.0	0.0	0.0	0.0	0.0	0.0	0.0	0.0	0.0	0.0	0.0	0.0	0.0
Total	n	0	2	0	1	2	9	16	29	39	40	23	0	161
	%	0.0	1.2	0.0	0.6	1.2	5.6	9.9	18.0	24.2	24.8	14.3	0.0	100.0
Score Ranges		0-39	40-79	80-119	120-159	160-199	200-236	237-255	256-284	285-318	319-342	343-400	N/A	Max 400

For privacy reasons, a gender with less than 5 students assessed has been assigned to the category of NR (Not Reported).

Summary Statistics:	
Mean	294.5
Std Dev	49.4
Median	B+

Not Assessed:	
Male	6
Female	2
Gender X	0
Total	8

Total Enrolments incl. Not Assessed:	
Male	80
Female	89
Gender X	0
Total	169



Gender X numbers are too low for a graph to be meaningful