

Mathematical Methods

Graded Assessment 1 COURSEWORK UNIT 3/4 2021

Table of Grade Distribution by Gender

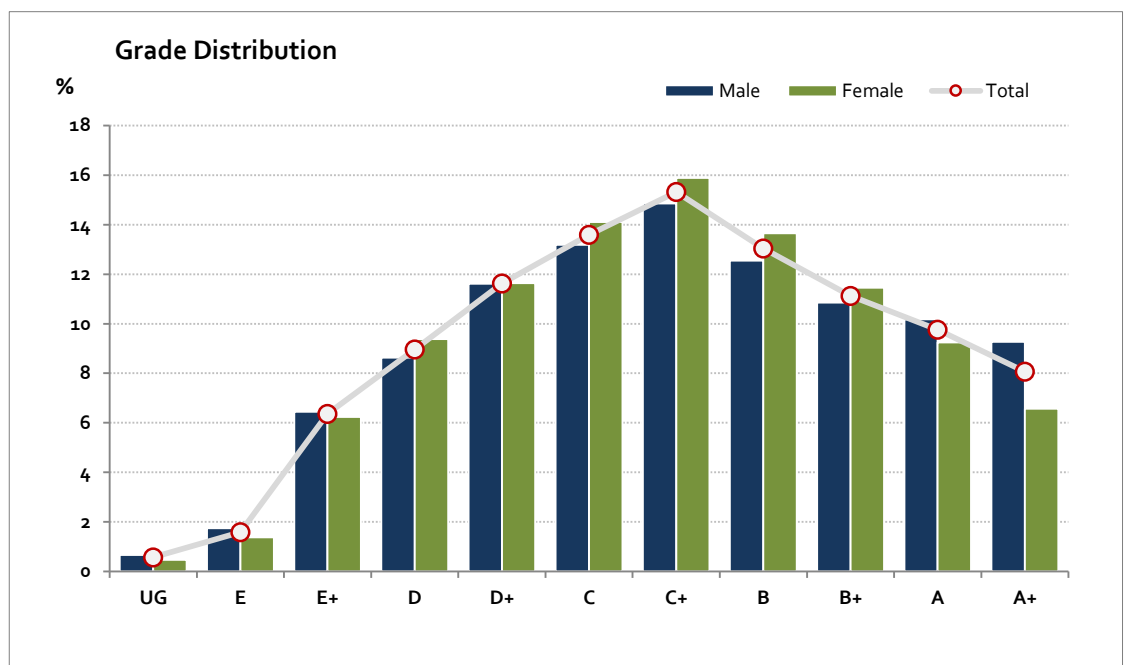
Grade		UG	E	E+	D	D+	C	C+	B	B+	A	A+	NR	Total
Male	n	59	156	576	771	1,037	1,178	1,327	1,121	969	909	828	0	8,931
	%	0.7	1.7	6.4	8.6	11.6	13.2	14.9	12.6	10.8	10.2	9.3	0.0	100.0
Female	n	33	98	443	667	827	1,003	1,129	970	814	657	467	0	7,108
	%	0.5	1.4	6.2	9.4	11.6	14.1	15.9	13.6	11.5	9.2	6.6	0.0	100.0
Gender X	n	0	0	2	1	4	2	4	2	3	1	1	0	20
	%	0.0	0.0	10.0	5.0	20.0	10.0	20.0	10.0	15.0	5.0	5.0	0.0	100.0
Total	n	92	254	1,021	1,439	1,868	2,183	2,460	2,093	1,786	1,567	1,296	0	16,059
	%	0.6	1.6	6.4	9.0	11.6	13.6	15.3	13.0	11.1	9.8	8.1	0.0	100.0
Score Ranges		0-9	10-22	23-35	36-43	44-51	52-59	60-68	69-76	77-84	85-93	94-100	N/A	Max 100

For privacy reasons, a gender with less than 5 students assessed has been assigned to the category of NR (Not Reported).

Summary Statistics:	
Mean	63.6
Std Dev	20.4
Median	C+

Not Assessed:	
Male	222
Female	171
Gender X	2
Total	395

Total Enrolments incl. Not Assessed:	
Male	9,153
Female	7,278
Gender X	22
Total	16,453



Gender X numbers are too low for a graph to be meaningful

The above 2021 information includes students from both the 2021 Victorian academic calendar year and the 2022 Northern Hemisphere Timetable (academic year from July to June). The NHT academic year results are subject to equating to ensure comparability with the results of the cohort assessed in the preceding calendar year.

Mathematical Methods

Graded Assessment 2 WRITTEN EXAMINATION 1 2021

Table of Grade Distribution by Gender

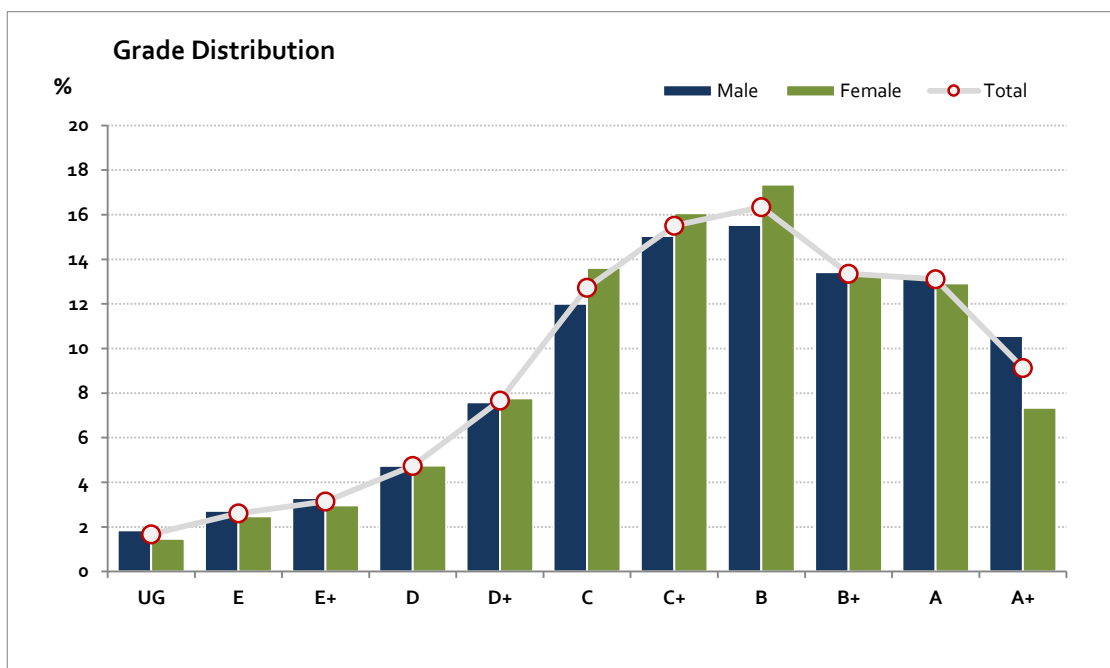
Grade		UG	E	E+	D	D+	C	C+	B	B+	A	A+	NR	Total
Male	n	161	237	287	413	662	1,048	1,314	1,357	1,172	1,158	922	0	8,731
	%	1.8	2.7	3.3	4.7	7.6	12.0	15.0	15.5	13.4	13.3	10.6	0.0	100.0
Female	n	102	173	207	332	542	950	1,122	1,211	928	902	512	0	6,981
	%	1.5	2.5	3.0	4.8	7.8	13.6	16.1	17.3	13.3	12.9	7.3	0.0	100.0
Gender X	n	0	1	0	1	3	4	3	3	0	3	2	0	20
	%	0.0	5.0	0.0	5.0	15.0	20.0	15.0	15.0	0.0	15.0	10.0	0.0	100.0
Total	n	263	411	494	746	1,207	2,002	2,439	2,571	2,100	2,063	1,436	0	15,732
	%	1.7	2.6	3.1	4.7	7.7	12.7	15.5	16.3	13.3	13.1	9.1	0.0	100.0
Score Ranges		0-1	2-6	7-10	11-15	16-21	22-28	29-36	37-45	46-53	54-63	64-80	N/A	Max 80

For privacy reasons, a gender with less than 5 students assessed has been assigned to the category of NR (Not Reported).

Summary Statistics:	
Mean	37.9
Std Dev	18.2
Median	B

Not Assessed:	
Male	422
Female	298
Gender X	2
Total	722

Total Enrolments incl. Not Assessed:	
Male	9,153
Female	7,278
Gender X	22
Total	16,453



Gender X numbers are too low for a graph to be meaningful

The above 2021 information includes students from both the 2021 Victorian academic calendar year and the 2022 Northern Hemisphere Timetable (academic year from July to June). The NHT academic year results are subject to equating to ensure comparability with the results of the cohort assessed in the preceding calendar year.

Mathematical Methods

Graded Assessment 3 WRITTEN EXAMINATION 2 2021

Table of Grade Distribution by Gender

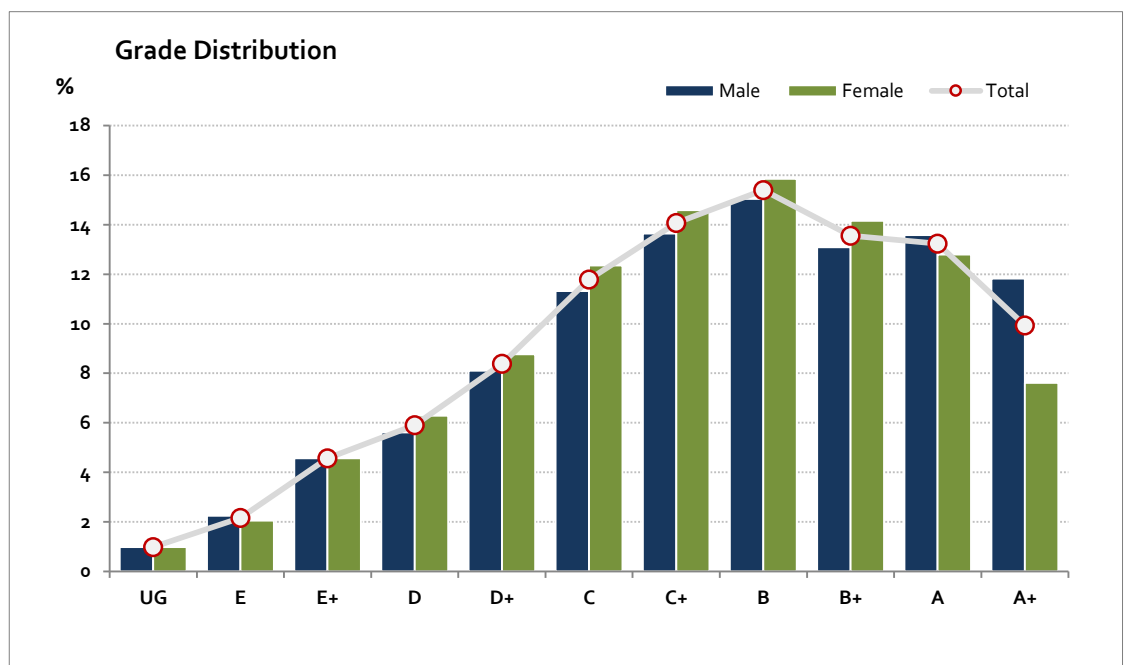
Grade		UG	E	E+	D	D+	C	C+	B	B+	A	A+	NR	Total
Male	n	86	196	399	490	708	988	1,191	1,313	1,143	1,186	1,032	0	8,732
	%	1.0	2.2	4.6	5.6	8.1	11.3	13.6	15.0	13.1	13.6	11.8	0.0	100.0
Female	n	69	143	319	439	612	862	1,018	1,106	988	893	531	0	6,980
	%	1.0	2.0	4.6	6.3	8.8	12.3	14.6	15.8	14.2	12.8	7.6	0.0	100.0
Gender X	n	0	1	1	1	0	5	4	3	2	3	0	0	20
	%	0.0	5.0	5.0	5.0	0.0	25.0	20.0	15.0	10.0	15.0	0.0	0.0	100.0
Total	n	155	340	719	930	1,320	1,855	2,213	2,422	2,133	2,082	1,563	0	15,732
	%	1.0	2.2	4.6	5.9	8.4	11.8	14.1	15.4	13.6	13.2	9.9	0.0	100.0
Score Ranges		0-11	12-18	19-29	30-38	39-49	50-62	63-77	78-93	94-109	110-128	129-160	N/A	Max 160

For privacy reasons, a gender with less than 5 students assessed has been assigned to the category of NR (Not Reported).

Summary Statistics:	
Mean	80.2
Std Dev	35.1
Median	B

Not Assessed:	
Male	421
Female	299
Gender X	2
Total	722

Total Enrolments incl. Not Assessed:	
Male	9,153
Female	7,278
Gender X	22
Total	16,453



Gender X numbers are too low for a graph to be meaningful

The above 2021 information includes students from both the 2021 Victorian academic calendar year and the 2022 Northern Hemisphere Timetable (academic year from July to June). The NHT academic year results are subject to equating to ensure comparability with the results of the cohort assessed in the preceding calendar year.