

Accounting

Graded Assessment 1 COURSEWORK UNIT 3 2022

Table of Grade Distribution by Gender

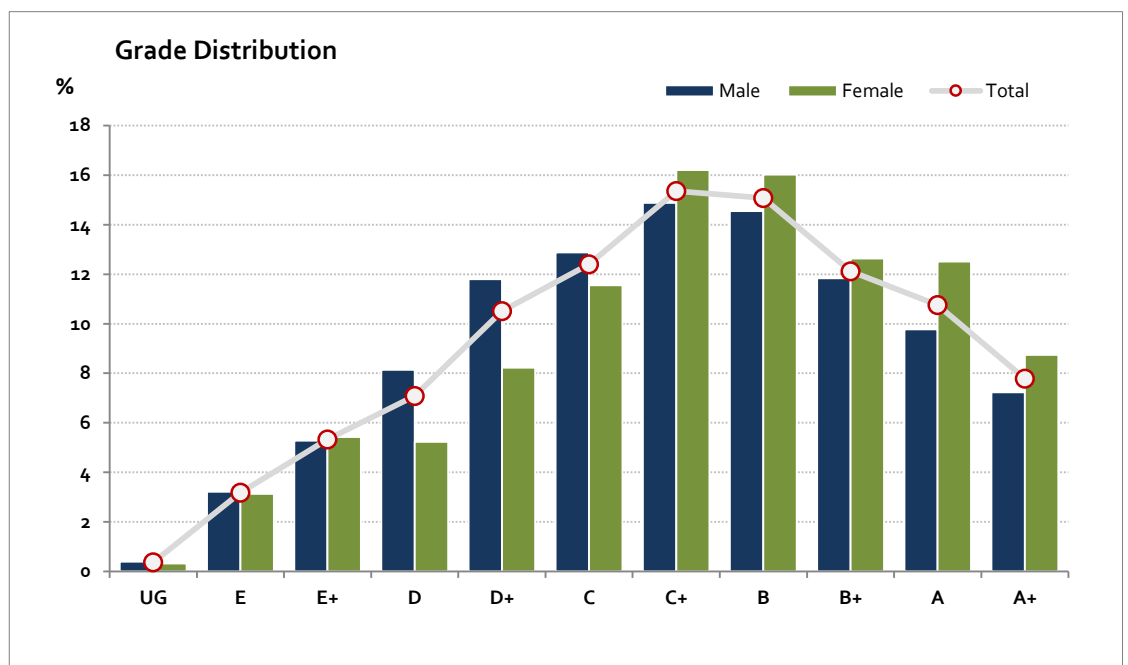
Grade		UG	E	E+	D	D+	C	C+	B	B+	A	A+	NR	Total
Male	n	11	89	146	225	326	356	411	402	327	270	200	0	2,763
	%	0.4	3.2	5.3	8.1	11.8	12.9	14.9	14.5	11.8	9.8	7.2	0.0	100.0
Female	n	5	49	85	82	129	181	254	251	198	196	137	0	1,567
	%	0.3	3.1	5.4	5.2	8.2	11.6	16.2	16.0	12.6	12.5	8.7	0.0	100.0
Gender X	n	0	0	0	0	0	0	0	0	0	0	0	1	1
	%	0.0	0.0	0.0	0.0	0.0	0.0	0.0	0.0	0.0	0.0	0.0	100.0	100.0
Total	n	16	138	231	307	455	537	665	653	525	466	337	1	4,331
	%	0.4	3.2	5.3	7.1	10.5	12.4	15.4	15.1	12.1	10.8	7.8	0.0	100.0
Score Ranges		0-9	10-27	28-36	37-43	44-51	52-60	61-71	72-81	82-88	89-94	95-100	N/A	Max 100

For privacy reasons, a gender with less than 5 students assessed has been assigned to the category of NR (Not Reported).

Summary Statistics:	
Mean	66.6
Std Dev	21.1
Median	C+

Not Assessed:	
Male	206
Female	80
Gender X	1
Total	287

Total Enrolments incl. Not Assessed:	
Male	2,969
Female	1,647
Gender X	2
Total	4,618



Gender X numbers are too low for a graph to be meaningful

The above 2022 information includes students from both the 2022 Victorian academic calendar year and the 2023 Northern Hemisphere Timetable (academic year from July to June). The NHT academic year results are subject to equating to ensure comparability with the results of the cohort assessed in the preceding calendar year.

Accounting

Graded Assessment 2 COURSEWORK UNIT 4 2022

Table of Grade Distribution by Gender

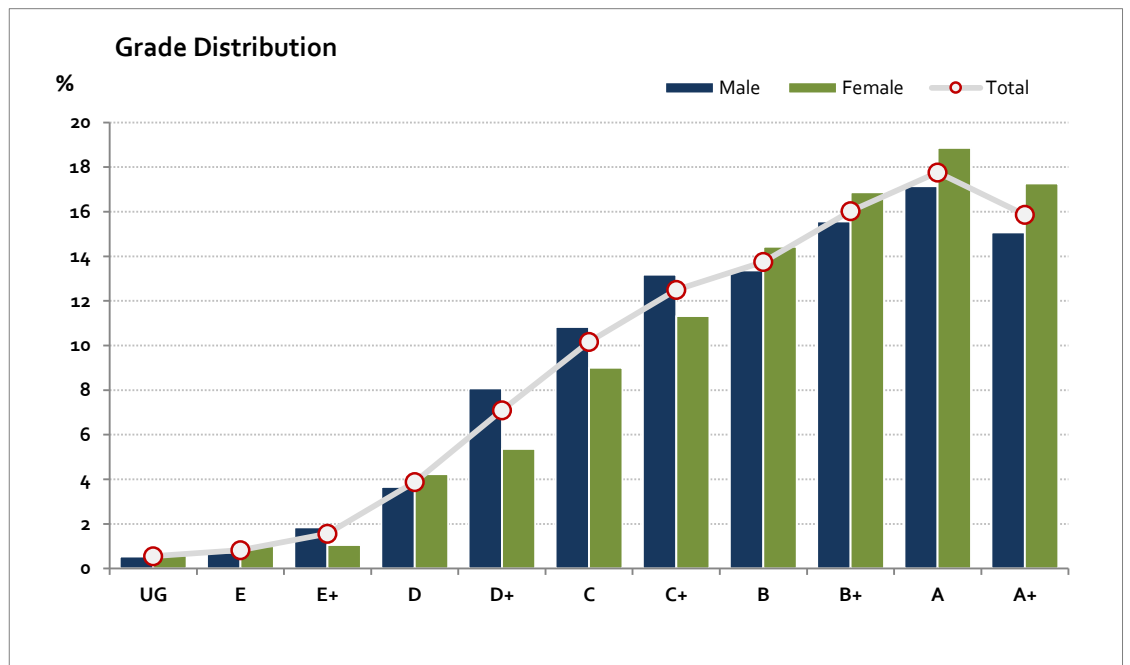
Grade		UG	E	E+	D	D+	C	C+	B	B+	A	A+	NR	Total
Male	n	14	19	49	97	214	287	349	354	412	454	399	0	2,648
	%	0.5	0.7	1.9	3.7	8.1	10.8	13.2	13.4	15.6	17.1	15.1	0.0	100.0
Female	n	9	15	16	64	81	136	171	218	255	285	261	0	1,511
	%	0.6	1.0	1.1	4.2	5.4	9.0	11.3	14.4	16.9	18.9	17.3	0.0	100.0
Gender X	n	0	0	0	0	0	0	0	0	0	0	0	1	1
	%	0.0	0.0	0.0	0.0	0.0	0.0	0.0	0.0	0.0	0.0	0.0	100.0	100.0
Total	n	23	34	65	161	295	423	520	572	667	739	660	1	4,160
	%	0.6	0.8	1.6	3.9	7.1	10.2	12.5	13.8	16.0	17.8	15.9	0.0	100.0
Score Ranges		0-9	10-14	15-18	19-25	26-33	34-42	43-52	53-63	64-75	76-86	87-100	N/A	Max 100

For privacy reasons, a gender with less than 5 students assessed has been assigned to the category of NR (Not Reported).

Summary Statistics:	
Mean	61.3
Std Dev	22.6
Median	B

Not Assessed:	
Male	321
Female	136
Gender X	1
Total	458

Total Enrolments incl. Not Assessed:	
Male	2,969
Female	1,647
Gender X	2
Total	4,618



Gender X numbers are too low for a graph to be meaningful

The above 2022 information includes students from both the 2022 Victorian academic calendar year and the 2023 Northern Hemisphere Timetable (academic year from July to June). The NHT academic year results are subject to equating to ensure comparability with the results of the cohort assessed in the preceding calendar year.

Accounting

Graded Assessment 3 WRITTEN EXAMINATION 2022

Table of Grade Distribution by Gender

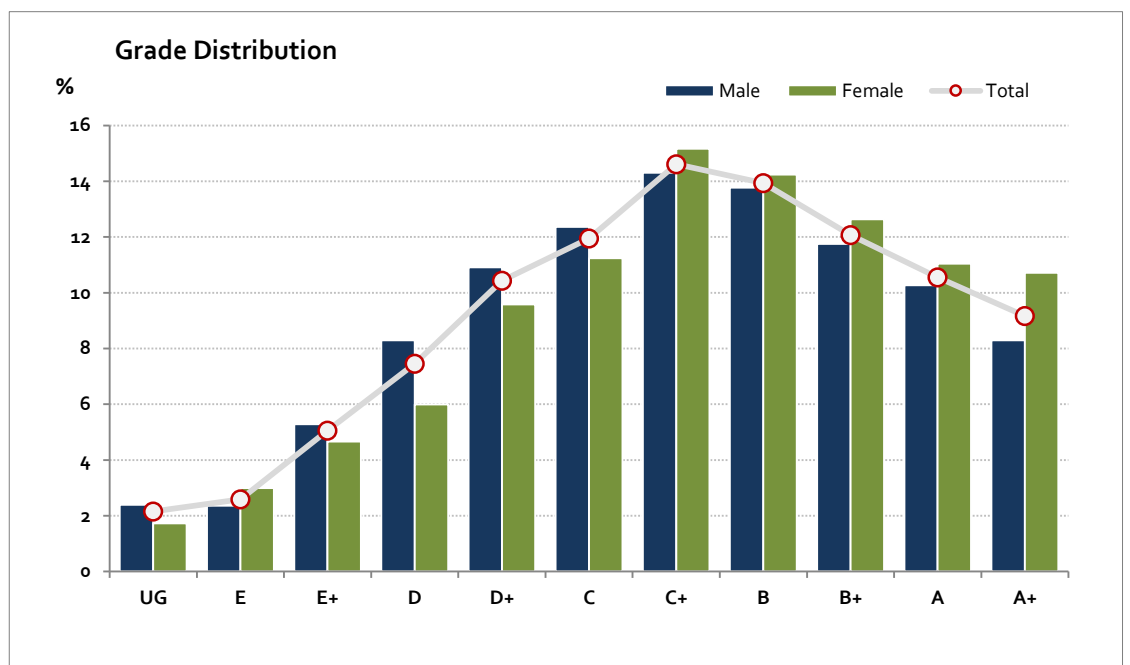
Grade		UG	E	E+	D	D+	C	C+	B	B+	A	A+	NR	Total
Male	n	63	62	139	218	287	325	376	362	309	270	218	0	2,629
	%	2.4	2.4	5.3	8.3	10.9	12.4	14.3	13.8	11.8	10.3	8.3	0.0	100.0
Female	n	26	45	70	90	144	169	228	214	190	166	161	0	1,503
	%	1.7	3.0	4.7	6.0	9.6	11.2	15.2	14.2	12.6	11.0	10.7	0.0	100.0
Gender X	n	0	0	0	0	0	0	0	0	0	0	0	1	1
	%	0.0	0.0	0.0	0.0	0.0	0.0	0.0	0.0	0.0	0.0	0.0	100.0	100.0
Total	n	89	107	209	308	431	494	604	576	499	436	379	1	4,133
	%	2.2	2.6	5.1	7.5	10.4	12.0	14.6	13.9	12.1	10.5	9.2	0.0	100.0
Score Ranges		0-11	12-21	22-35	36-51	52-70	71-91	92-119	120-143	144-160	161-175	176-200	N/A	Max 200

For privacy reasons, a gender with less than 5 students assessed has been assigned to the category of NR (Not Reported).

Summary Statistics:	
Mean	108
Std Dev	51.2
Median	C+

Not Assessed:	
Male	340
Female	144
Gender X	1
Total	485

Total Enrolments incl. Not Assessed:	
Male	2,969
Female	1,647
Gender X	2
Total	4,618



Gender X numbers are too low for a graph to be meaningful

The above 2022 information includes students from both the 2022 Victorian academic calendar year and the 2023 Northern Hemisphere Timetable (academic year from July to June). The NHT academic year results are subject to equating to ensure comparability with the results of the cohort assessed in the preceding calendar year.