

Biology

Graded Assessment 1 COURSEWORK UNIT 3 2022

Table of Grade Distribution by Gender

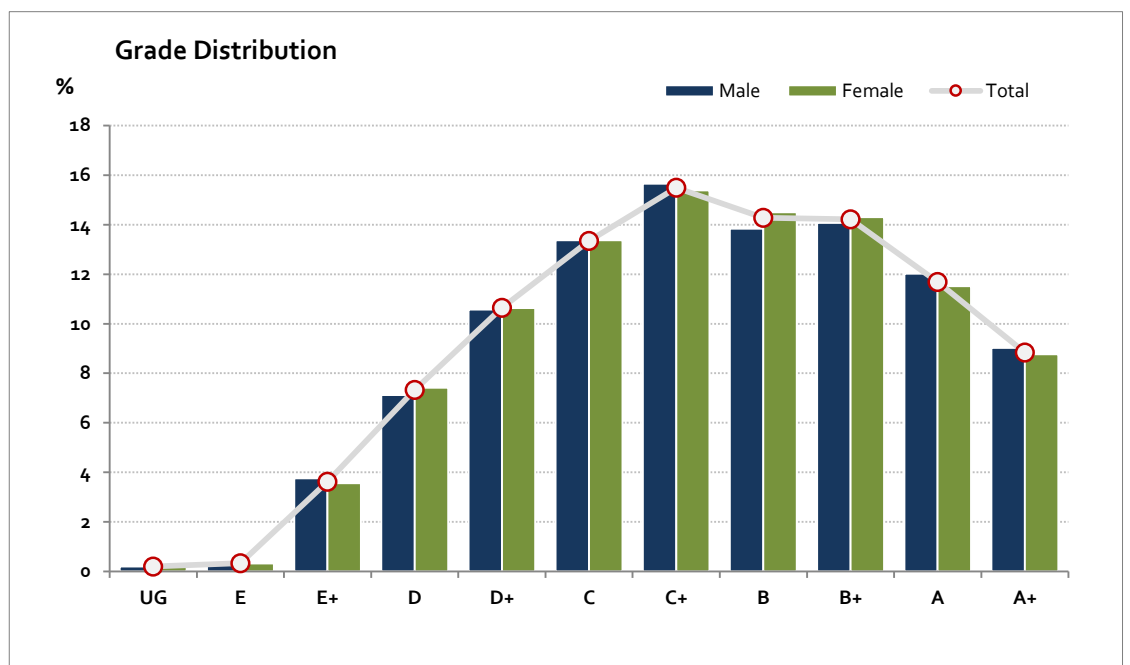
Grade		UG	E	E+	D	D+	C	C+	B	B+	A	A+	NR	Total
Male	n	10	18	184	349	518	655	767	678	689	589	442	0	4,899
	%	0.2	0.4	3.8	7.1	10.6	13.4	15.7	13.8	14.1	12.0	9.0	0.0	100.0
Female	n	18	29	319	664	952	1,197	1,377	1,298	1,280	1,031	784	0	8,949
	%	0.2	0.3	3.6	7.4	10.6	13.4	15.4	14.5	14.3	11.5	8.8	0.0	100.0
Gender X	n	0	0	1	5	9	2	8	8	7	4	2	0	46
	%	0.0	0.0	2.2	10.9	19.6	4.3	17.4	17.4	15.2	8.7	4.3	0.0	100.0
Total	n	28	47	504	1,018	1,479	1,854	2,152	1,984	1,976	1,624	1,228	0	13,894
	%	0.2	0.3	3.6	7.3	10.6	13.3	15.5	14.3	14.2	11.7	8.8	0.0	100.0
Score Ranges		0-7	8-11	12-23	24-31	32-39	40-47	48-55	56-61	62-66	67-70	71-80	N/A	Max 80

For privacy reasons, a gender with less than 5 students assessed has been assigned to the category of NR (Not Reported).

Summary Statistics:	
Mean	52.3
Std Dev	15.2
Median	C+

Not Assessed:	
Male	271
Female	521
Gender X	10
Total	802

Total Enrolments incl. Not Assessed:	
Male	5,170
Female	9,470
Gender X	56
Total	14,696



Gender X numbers are too low for a graph to be meaningful

The above 2022 information includes students from both the 2022 Victorian academic calendar year and the 2023 Northern Hemisphere Timetable (academic year from July to June). The NHT academic year results are subject to equating to ensure comparability with the results of the cohort assessed in the preceding calendar year.

Biology

Graded Assessment 2 COURSEWORK UNIT 4 2022

Table of Grade Distribution by Gender

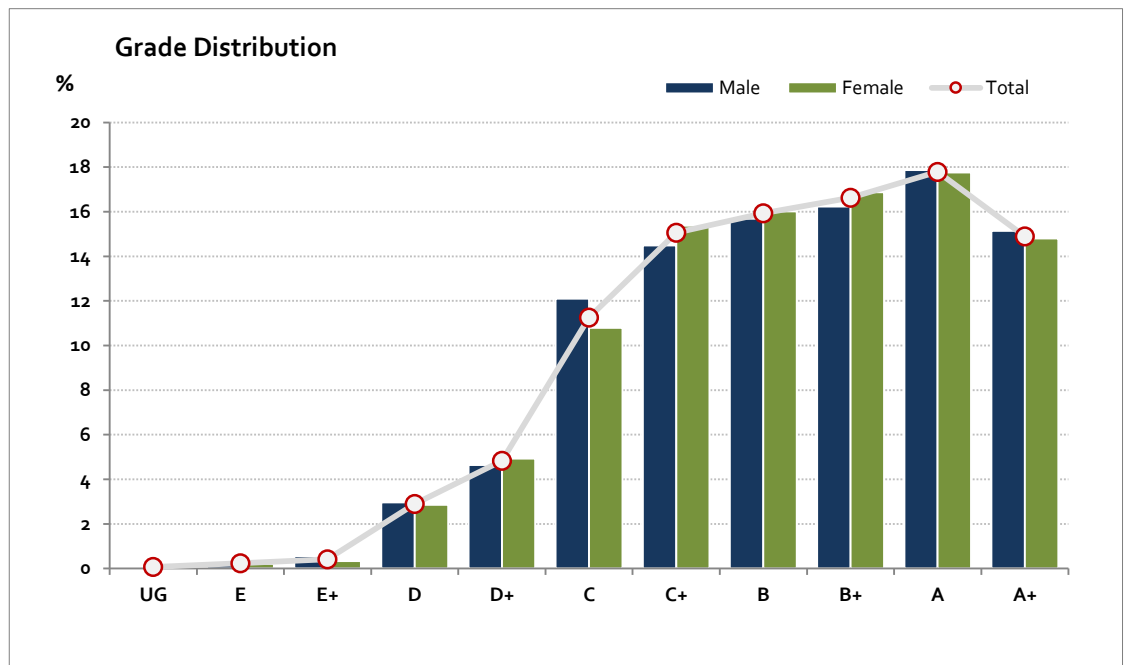
Grade		UG	E	E+	D	D+	C	C+	B	B+	A	A+	NR	Total
Male	n	4	13	26	141	221	577	691	748	774	852	722	0	4,769
	%	0.1	0.3	0.5	3.0	4.6	12.1	14.5	15.7	16.2	17.9	15.1	0.0	100.0
Female	n	5	18	29	249	429	940	1,339	1,395	1,469	1,547	1,289	0	8,709
	%	0.1	0.2	0.3	2.9	4.9	10.8	15.4	16.0	16.9	17.8	14.8	0.0	100.0
Gender X	n	0	0	0	2	4	5	7	11	5	7	4	0	45
	%	0.0	0.0	0.0	4.4	8.9	11.1	15.6	24.4	11.1	15.6	8.9	0.0	100.0
Total	n	9	31	55	392	654	1,522	2,037	2,154	2,248	2,406	2,015	0	13,523
	%	0.1	0.2	0.4	2.9	4.8	11.3	15.1	15.9	16.6	17.8	14.9	0.0	100.0
Score Ranges		0-11	12-23	24-30	31-44	45-52	53-64	65-76	77-87	88-96	97-104	105-120	N/A	Max 120

For privacy reasons, a gender with less than 5 students assessed has been assigned to the category of NR (Not Reported).

Summary Statistics:	
Mean	83.4
Std Dev	20
Median	B

Not Assessed:	
Male	401
Female	761
Gender X	11
Total	1,173

Total Enrolments incl. Not Assessed:	
Male	5,170
Female	9,470
Gender X	56
Total	14,696



Gender X numbers are too low for a graph to be meaningful

The above 2022 information includes students from both the 2022 Victorian academic calendar year and the 2023 Northern Hemisphere Timetable (academic year from July to June). The NHT academic year results are subject to equating to ensure comparability with the results of the cohort assessed in the preceding calendar year.

Biology

Graded Assessment 3 WRITTEN EXAMINATION 2022

Table of Grade Distribution by Gender

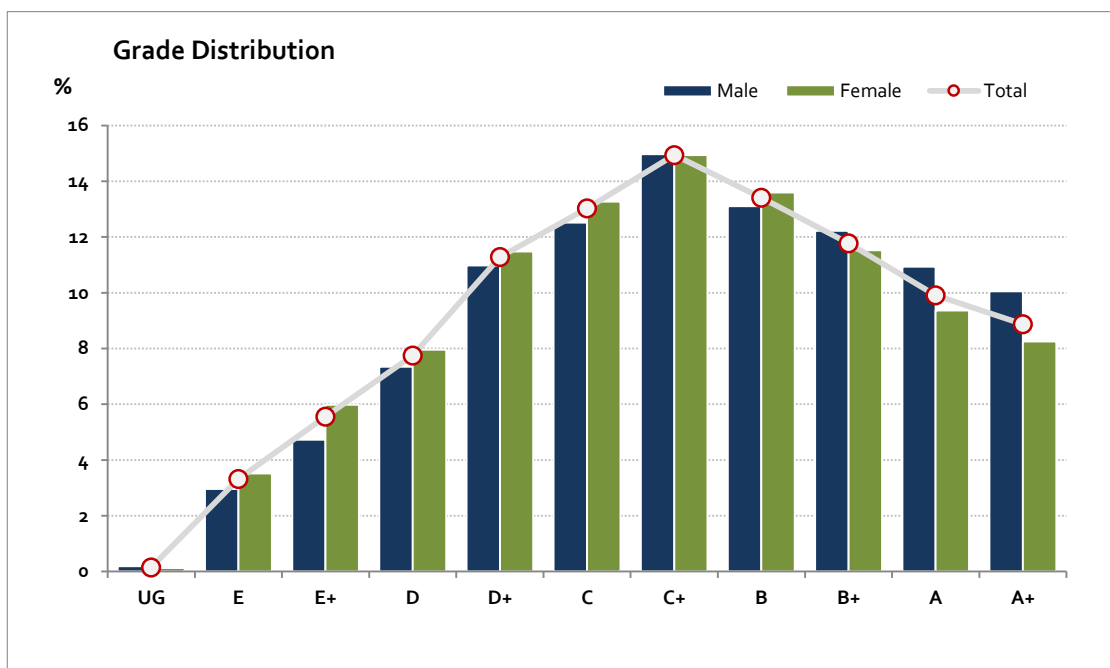
Grade		UG	E	E+	D	D+	C	C+	B	B+	A	A+	NR	Total
Male	n	9	140	224	348	520	593	709	621	579	518	476	0	4,737
	%	0.2	3.0	4.7	7.3	11.0	12.5	15.0	13.1	12.2	10.9	10.0	0.0	100.0
Female	n	11	305	519	690	996	1,151	1,296	1,180	1,000	812	716	0	8,676
	%	0.1	3.5	6.0	8.0	11.5	13.3	14.9	13.6	11.5	9.4	8.3	0.0	100.0
Gender X	n	0	1	4	5	3	10	6	4	6	3	2	0	44
	%	0.0	2.3	9.1	11.4	6.8	22.7	13.6	9.1	13.6	6.8	4.5	0.0	100.0
Total	n	20	446	747	1,043	1,519	1,754	2,011	1,805	1,585	1,333	1,194	0	13,457
	%	0.1	3.3	5.6	7.8	11.3	13.0	14.9	13.4	11.8	9.9	8.9	0.0	100.0
Score Ranges		0-23	24-60	61-80	81-101	102-124	125-148	149-171	172-188	189-201	202-212	213-240	N/A	Max 240

For privacy reasons, a gender with less than 5 students assessed has been assigned to the category of NR (Not Reported).

Summary Statistics:	
Mean	154.4
Std Dev	47.9
Median	C+

Not Assessed:	
Male	433
Female	794
Gender X	12
Total	1,239

Total Enrolments incl. Not Assessed:	
Male	5,170
Female	9,470
Gender X	56
Total	14,696



Gender X numbers are too low for a graph to be meaningful

The above 2022 information includes students from both the 2022 Victorian academic calendar year and the 2023 Northern Hemisphere Timetable (academic year from July to June). The NHT academic year results are subject to equating to ensure comparability with the results of the cohort assessed in the preceding calendar year.