

English (EAL)

Graded Assessment 1 COURSEWORK UNIT 3 2022

Table of Grade Distribution by Gender

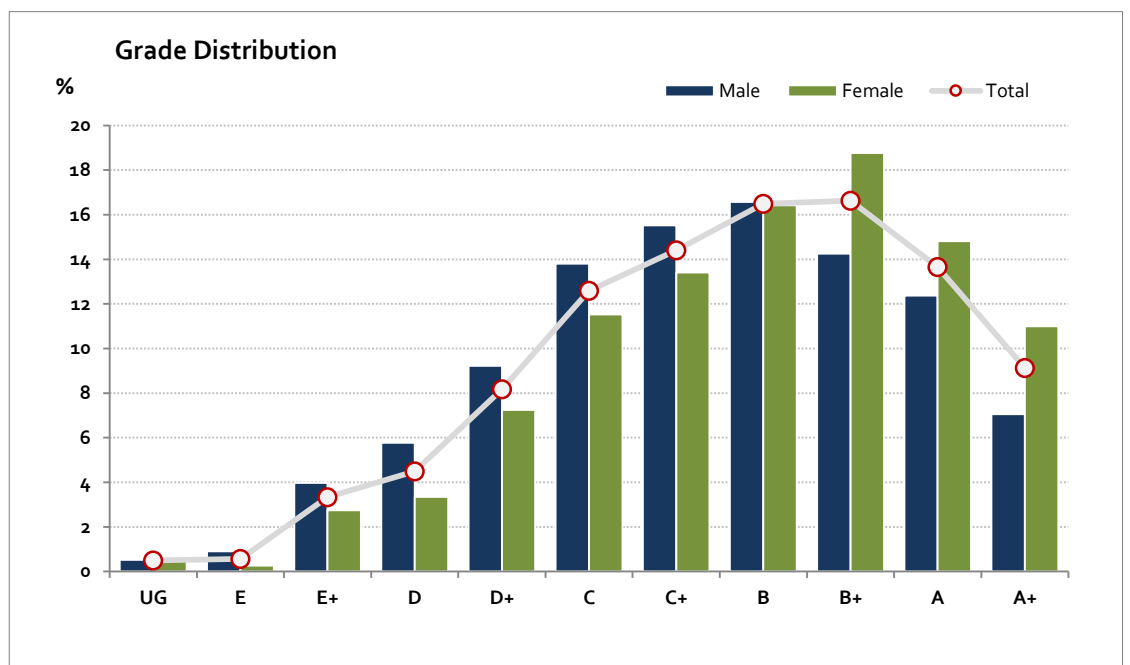
Grade	UG	E	E+	D	D+	C	C+	B	B+	A	A+	NR	Total	
Male	n	7	12	53	77	123	184	207	221	190	165	94	0	1,333
	%	0.5	0.9	4.0	5.8	9.2	13.8	15.5	16.6	14.3	12.4	7.1	0.0	100.0
Female	n	7	4	41	50	108	172	200	245	280	221	164	0	1,492
	%	0.5	0.3	2.7	3.4	7.2	11.5	13.4	16.4	18.8	14.8	11.0	0.0	100.0
Gender X	n	0	0	0	0	0	0	0	0	0	0	0	1	1
	%	0.0	0.0	0.0	0.0	0.0	0.0	0.0	0.0	0.0	0.0	0.0	100.0	100.0
Total	n	14	16	94	127	231	356	407	466	470	386	258	1	2,826
	%	0.5	0.6	3.3	4.5	8.2	12.6	14.4	16.5	16.6	13.7	9.1	0.0	100.0
Score Ranges		0-9	10-12	13-30	31-39	40-49	50-57	58-64	65-71	72-78	79-85	86-100	N/A	Max 100

For privacy reasons, a gender with less than 5 students assessed has been assigned to the category of NR (Not Reported).

Summary Statistics:	
Mean	64.9
Std Dev	17.5
Median	B

Not Assessed:	
Male	102
Female	89
Gender X	1
Total	192

Total Enrolments incl. Not Assessed:	
Male	1,435
Female	1,581
Gender X	2
Total	3,018



Gender X numbers are too low for a graph to be meaningful

The above 2022 information includes students from both the 2022 Victorian academic calendar year and the 2023 Northern Hemisphere Timetable (academic year from July to June). The NHT academic year results are subject to equating to ensure comparability with the results of the cohort assessed in the preceding calendar year.

English (EAL)

Graded Assessment 2 COURSEWORK UNIT 4 2022

Table of Grade Distribution by Gender

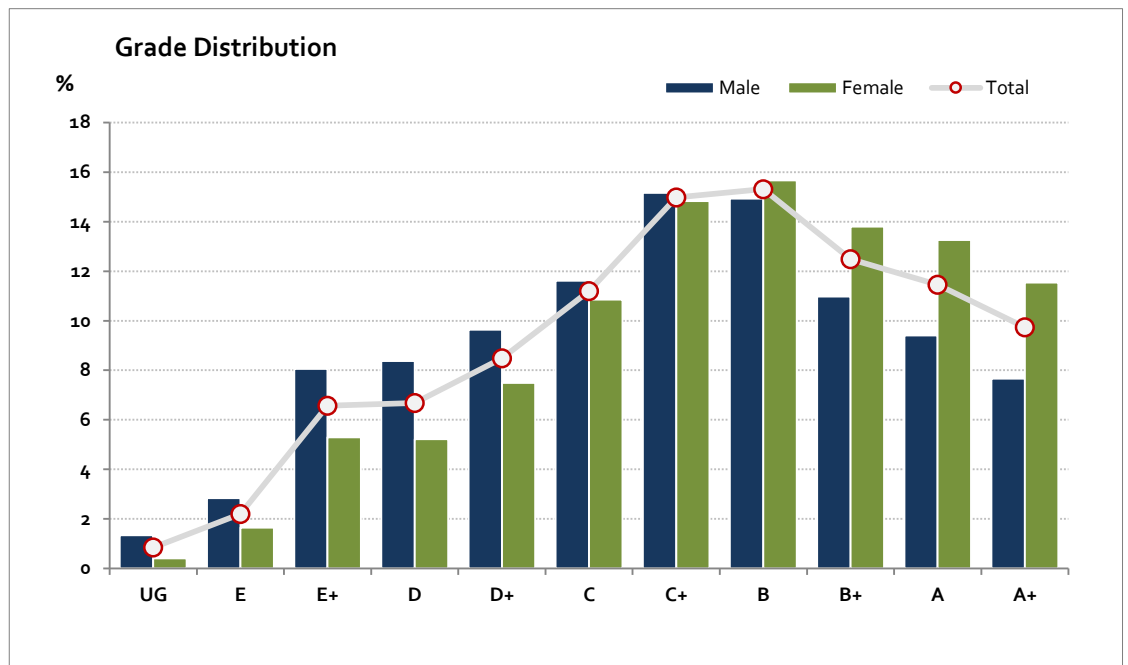
Grade		UG	E	E+	D	D+	C	C+	B	B+	A	A+	NR	Total
Male	n	17	36	102	106	122	147	192	189	139	119	97	0	1,266
	%	1.3	2.8	8.1	8.4	9.6	11.6	15.2	14.9	11.0	9.4	7.7	0.0	100.0
Female	n	6	24	77	76	109	158	216	228	201	193	168	0	1,456
	%	0.4	1.6	5.3	5.2	7.5	10.9	14.8	15.7	13.8	13.3	11.5	0.0	100.0
Gender X	n	0	0	0	0	0	0	0	0	0	0	0	1	1
	%	0.0	0.0	0.0	0.0	0.0	0.0	0.0	0.0	0.0	0.0	0.0	100.0	100.0
Total	n	23	60	179	182	231	305	408	417	340	312	265	1	2,723
	%	0.8	2.2	6.6	6.7	8.5	11.2	15.0	15.3	12.5	11.5	9.7	0.0	100.0
Score Ranges		0-9	10-26	27-42	43-50	51-56	57-63	64-70	71-77	78-83	84-90	91-100	N/A	Max 100

For privacy reasons, a gender with less than 5 students assessed has been assigned to the category of NR (Not Reported).

Summary Statistics:	
Mean	67.9
Std Dev	18.6
Median	C+

Not Assessed:	
Male	169
Female	125
Gender X	1
Total	295

Total Enrolments incl. Not Assessed:	
Male	1,435
Female	1,581
Gender X	2
Total	3,018



Gender X numbers are too low for a graph to be meaningful

The above 2022 information includes students from both the 2022 Victorian academic calendar year and the 2023 Northern Hemisphere Timetable (academic year from July to June). The NHT academic year results are subject to equating to ensure comparability with the results of the cohort assessed in the preceding calendar year.

English (EAL)

Graded Assessment 3 WRITTEN EXAMINATION 2022

Table of Grade Distribution by Gender

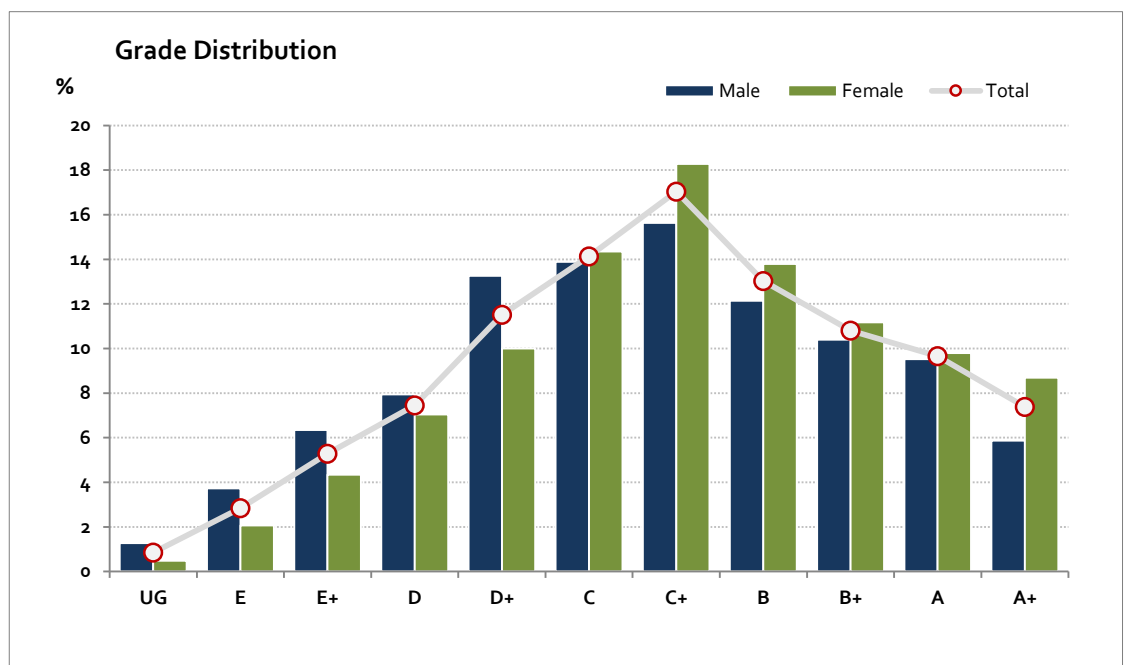
Grade	UG	E	E+	D	D+	C	C+	B	B+	A	A+	NR	Total	
Male	n	16	47	80	100	167	175	197	153	131	120	74	0	1,260
	%	1.3	3.7	6.3	7.9	13.3	13.9	15.6	12.1	10.4	9.5	5.9	0.0	100.0
Female	n	7	30	63	102	145	208	265	200	162	142	126	0	1,450
	%	0.5	2.1	4.3	7.0	10.0	14.3	18.3	13.8	11.2	9.8	8.7	0.0	100.0
Gender X	n	0	0	0	0	0	0	0	0	0	0	0	1	1
	%	0.0	0.0	0.0	0.0	0.0	0.0	0.0	0.0	0.0	0.0	0.0	100.0	100.0
Total	n	23	77	143	202	312	383	462	353	293	262	200	1	2,711
	%	0.8	2.8	5.3	7.5	11.5	14.1	17.0	13.0	10.8	9.7	7.4	0.0	100.0
Score Ranges		0-13	14-40	41-65	66-80	81-95	96-109	110-122	123-133	134-142	143-155	156-200	N/A	Max 200

For privacy reasons, a gender with less than 5 students assessed has been assigned to the category of NR (Not Reported).

Summary Statistics:	
Mean	111.7
Std Dev	33.3
Median	C+

Not Assessed:	
Male	175
Female	131
Gender X	1
Total	307

Total Enrolments incl. Not Assessed:	
Male	1,435
Female	1,581
Gender X	2
Total	3,018



Gender X numbers are too low for a graph to be meaningful

The above 2022 information includes students from both the 2022 Victorian academic calendar year and the 2023 Northern Hemisphere Timetable (academic year from July to June). The NHT academic year results are subject to equating to ensure comparability with the results of the cohort assessed in the preceding calendar year.