

## English

### Graded Assessment 1 COURSEWORK UNIT 3 2022

Table of Grade Distribution by Gender

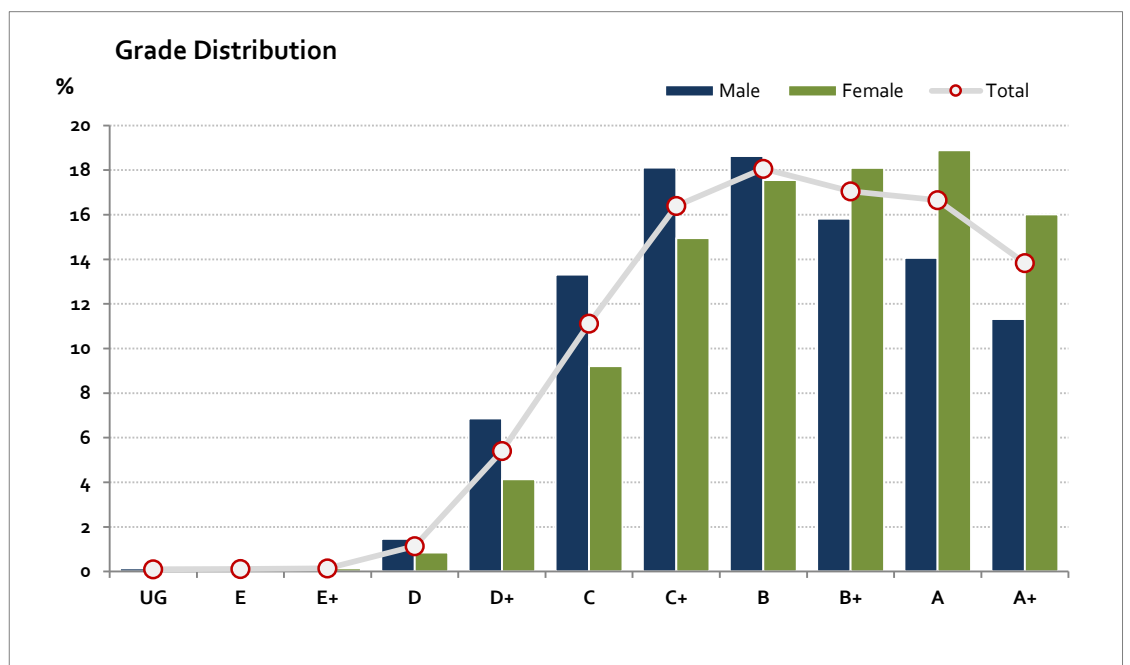
Grade		UG	E	E+	D	D+	C	C+	B	B+	A	A+	NR	Total
Male	n	24	22	25	257	1,207	2,340	3,185	3,277	2,783	2,473	1,990	0	17,583
	%	0.1	0.1	0.1	1.5	6.9	13.3	18.1	18.6	15.8	14.1	11.3	0.0	100.0
Female	n	14	18	28	171	832	1,852	3,006	3,532	3,640	3,800	3,222	0	20,115
	%	0.1	0.1	0.1	0.9	4.1	9.2	14.9	17.6	18.1	18.9	16.0	0.0	100.0
Gender X	n	0	1	1	3	4	14	14	27	27	30	21	0	142
	%	0.0	0.7	0.7	2.1	2.8	9.9	9.9	19.0	19.0	21.1	14.8	0.0	100.0
Total	n	38	41	54	431	2,043	4,206	6,205	6,836	6,450	6,303	5,233	0	37,840
	%	0.1	0.1	0.1	1.1	5.4	11.1	16.4	18.1	17.0	16.7	13.8	0.0	100.0
Score Ranges		0-9	10-12	13-15	16-29	30-42	43-51	52-59	60-66	67-73	74-82	83-100	N/A	Max 100

For privacy reasons, a gender with less than 5 students assessed has been assigned to the category of NR (Not Reported).

Summary Statistics:	
Mean	65.4
Std Dev	15.6
Median	B

Not Assessed:	
Male	2,346
Female	2,388
Gender X	48
Total	4,782

Total Enrolments incl. Not Assessed:	
Male	19,929
Female	22,503
Gender X	190
Total	42,622



Gender X numbers are too low for a graph to be meaningful

The above 2022 information includes students from both the 2022 Victorian academic calendar year and the 2023 Northern Hemisphere Timetable (academic year from July to June). The NHT academic year results are subject to equating to ensure comparability with the results of the cohort assessed in the preceding calendar year.

## English

### Graded Assessment 2 COURSEWORK UNIT 4 2022

Table of Grade Distribution by Gender

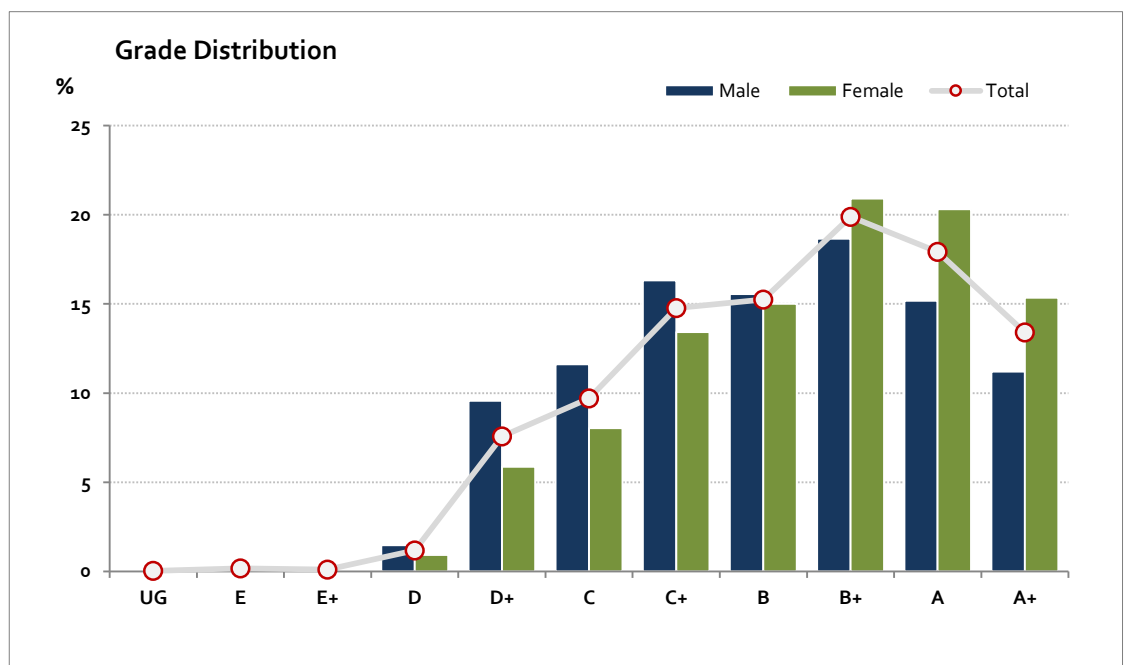
Grade		UG	E	E+	D	D+	C	C+	B	B+	A	A+	NR	Total
Male	n	7	45	22	250	1,619	1,966	2,763	2,634	3,159	2,571	1,897	0	16,933
	%	0.0	0.3	0.1	1.5	9.6	11.6	16.3	15.6	18.7	15.2	11.2	0.0	100.0
Female	n	5	21	16	179	1,144	1,566	2,615	2,925	4,073	3,957	2,990	0	19,491
	%	0.0	0.1	0.1	0.9	5.9	8.0	13.4	15.0	20.9	20.3	15.3	0.0	100.0
Gender X	n	0	0	0	1	7	15	19	14	38	22	15	0	131
	%	0.0	0.0	0.0	0.8	5.3	11.5	14.5	10.7	29.0	16.8	11.5	0.0	100.0
Total	n	12	66	38	430	2,770	3,547	5,397	5,573	7,270	6,550	4,902	0	36,555
	%	0.0	0.2	0.1	1.2	7.6	9.7	14.8	15.2	19.9	17.9	13.4	0.0	100.0
Score Ranges		0-9	10-19	20-22	23-33	34-47	48-54	55-61	62-67	68-75	76-85	86-100	N/A	Max 100

For privacy reasons, a gender with less than 5 students assessed has been assigned to the category of NR (Not Reported).

Summary Statistics:	
Mean	68
Std Dev	15.3
Median	B+

Not Assessed:	
Male	2,996
Female	3,012
Gender X	59
Total	6,067

Total Enrolments incl. Not Assessed:	
Male	19,929
Female	22,503
Gender X	190
Total	42,622



Gender X numbers are too low for a graph to be meaningful

The above 2022 information includes students from both the 2022 Victorian academic calendar year and the 2023 Northern Hemisphere Timetable (academic year from July to June). The NHT academic year results are subject to equating to ensure comparability with the results of the cohort assessed in the preceding calendar year.

## English

### Graded Assessment 3 WRITTEN EXAMINATION 2022

Table of Grade Distribution by Gender

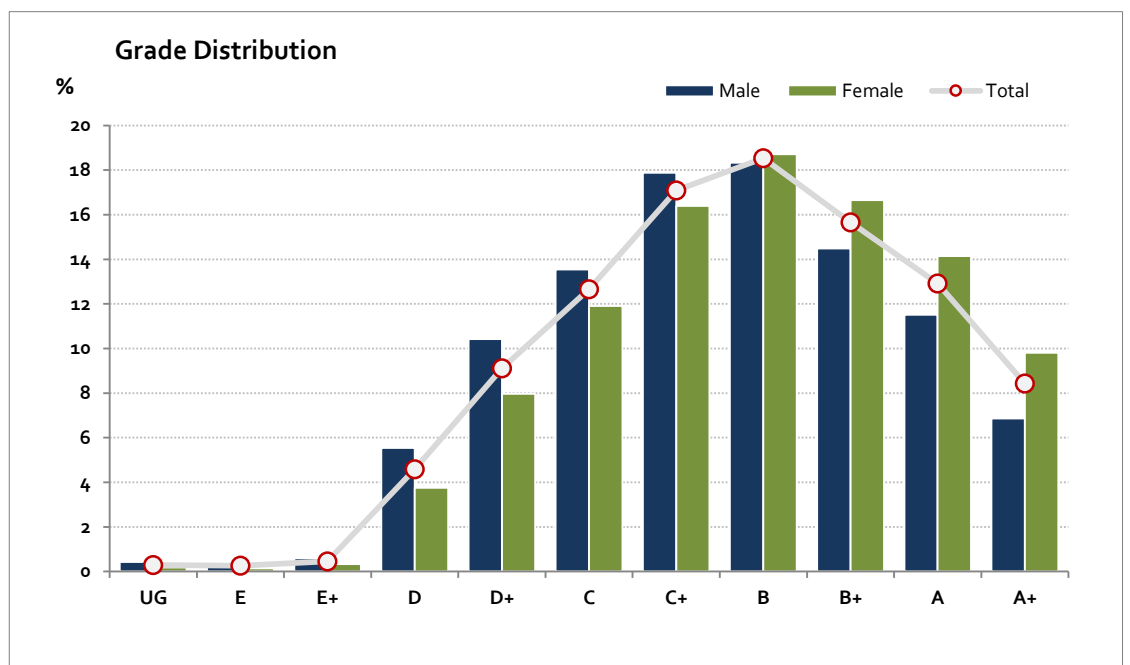
Grade		UG	E	E+	D	D+	C	C+	B	B+	A	A+	NR	Total
Male	n	71	66	100	935	1,757	2,283	3,015	3,090	2,443	1,941	1,156	0	16,857
	%	0.4	0.4	0.6	5.5	10.4	13.5	17.9	18.3	14.5	11.5	6.9	0.0	100.0
Female	n	35	27	63	727	1,546	2,310	3,181	3,630	3,232	2,744	1,903	0	19,398
	%	0.2	0.1	0.3	3.7	8.0	11.9	16.4	18.7	16.7	14.1	9.8	0.0	100.0
Gender X	n	1	1	1	5	14	15	25	24	21	15	8	0	130
	%	0.8	0.8	0.8	3.8	10.8	11.5	19.2	18.5	16.2	11.5	6.2	0.0	100.0
Total	n	107	94	164	1,667	3,317	4,608	6,221	6,744	5,696	4,700	3,067	0	36,385
	%	0.3	0.3	0.5	4.6	9.1	12.7	17.1	18.5	15.7	12.9	8.4	0.0	100.0
Score Ranges		0-5	6-8	9-11	12-19	20-24	25-28	29-32	33-36	37-40	41-45	46-60	N/A	Max 60

For privacy reasons, a gender with less than 5 students assessed has been assigned to the category of NR (Not Reported).

Summary Statistics:	
Mean	33.5
Std Dev	8.8
Median	B

Not Assessed:	
Male	3,072
Female	3,105
Gender X	60
Total	6,237

Total Enrolments incl. Not Assessed:	
Male	19,929
Female	22,503
Gender X	190
Total	42,622



Gender X numbers are too low for a graph to be meaningful

The above 2022 information includes students from both the 2022 Victorian academic calendar year and the 2023 Northern Hemisphere Timetable (academic year from July to June). The NHT academic year results are subject to equating to ensure comparability with the results of the cohort assessed in the preceding calendar year.