

LOTE Arabic

Graded Assessment 1 COURSEWORK UNIT 3 2022

Table of Grade Distribution by Gender

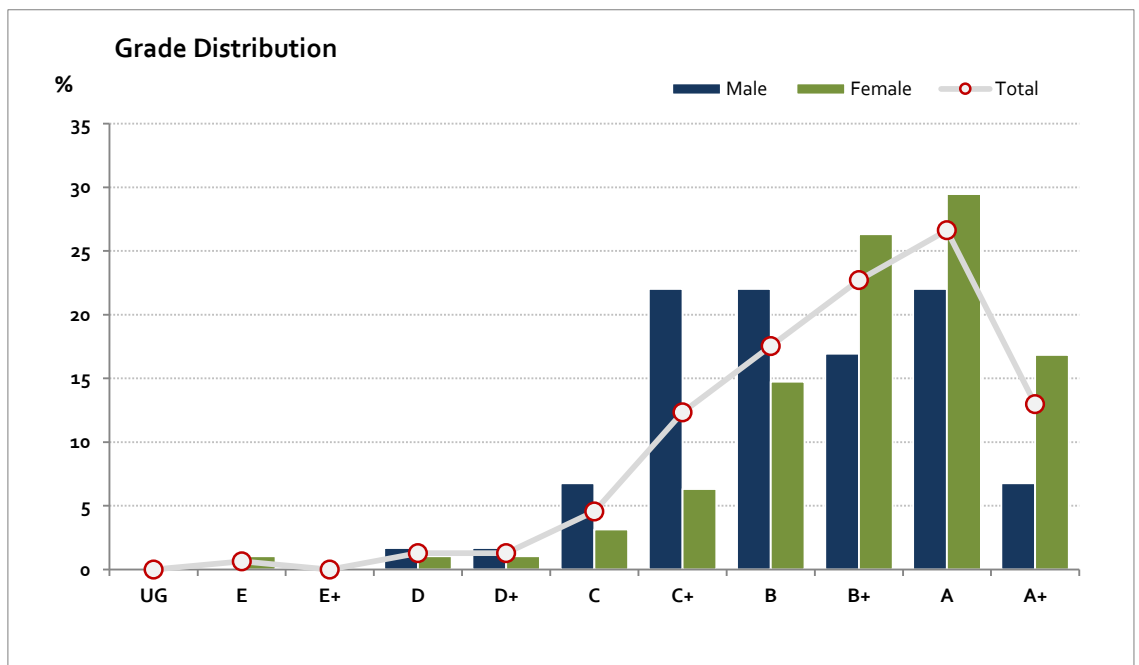
Grade	UG	E	E+	D	D+	C	C+	B	B+	A	A+	NR	Total	
Male	n	0	0	0	1	1	4	13	13	10	13	4	0	59
	%	0.0	0.0	0.0	1.7	1.7	6.8	22.0	22.0	16.9	22.0	6.8	0.0	100.0
Female	n	0	1	0	1	1	3	6	14	25	28	16	0	95
	%	0.0	1.1	0.0	1.1	1.1	3.2	6.3	14.7	26.3	29.5	16.8	0.0	100.0
Gender X	n	0	0	0	0	0	0	0	0	0	0	0	0	0
	%	0.0	0.0	0.0	0.0	0.0	0.0	0.0	0.0	0.0	0.0	0.0	0.0	0.0
Total	n	0	1	0	2	2	7	19	27	35	41	20	0	154
	%	0.0	0.6	0.0	1.3	1.3	4.5	12.3	17.5	22.7	26.6	13.0	0.0	100.0
Score Ranges		0-4	5-9	10-14	15-19	20-23	24-27	28-32	33-36	37-41	42-47	48-50	N/A	Max 50

For privacy reasons, a gender with less than 5 students assessed has been assigned to the category of NR (Not Reported).

Summary Statistics:	
Mean	38.7
Std Dev	7.7
Median	B+

Not Assessed:	
Male	8
Female	4
Gender X	0
Total	12

Total Enrolments incl. Not Assessed:	
Male	67
Female	99
Gender X	0
Total	166



Gender X data are not shown in the graph due to either (i) numbers are too low for a graph to be meaningful or (ii) there are no data.

LOTE Arabic

Graded Assessment 2 COURSEWORK UNIT 4 2022

Table of Grade Distribution by Gender

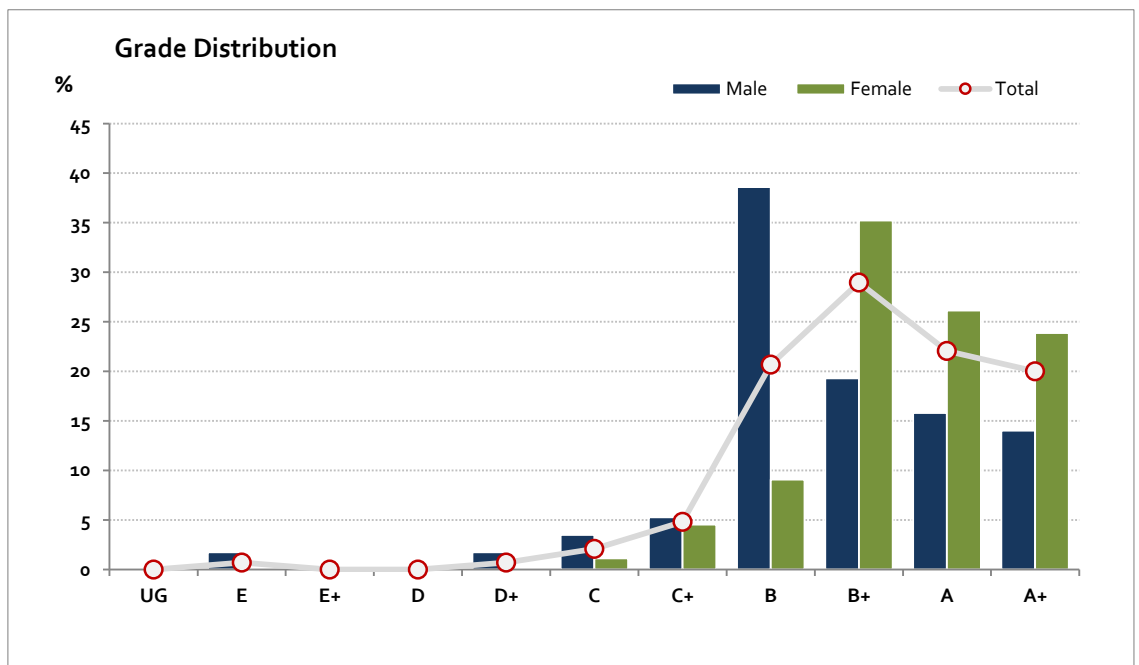
Grade	UG	E	E+	D	D+	C	C+	B	B+	A	A+	NR	Total	
Male	n	0	1	0	0	1	2	3	22	11	9	8	0	57
	%	0.0	1.8	0.0	0.0	1.8	3.5	5.3	38.6	19.3	15.8	14.0	0.0	100.0
Female	n	0	0	0	0	1	4	8	31	23	21	0	88	
	%	0.0	0.0	0.0	0.0	1.1	4.5	9.1	35.2	26.1	23.9	0.0	100.0	
Gender X	n	0	0	0	0	0	0	0	0	0	0	0	0	
	%	0.0	0.0	0.0	0.0	0.0	0.0	0.0	0.0	0.0	0.0	0.0	0.0	
Total	n	0	1	0	0	1	3	7	30	42	32	29	0	145
	%	0.0	0.7	0.0	0.0	0.7	2.1	4.8	20.7	29.0	22.1	20.0	0.0	100.0
Score Ranges		0-4	5-9	10-14	15-19	20-24	25-26	27-31	32-37	38-43	44-48	49-50	N/A	Max 50

For privacy reasons, a gender with less than 5 students assessed has been assigned to the category of NR (Not Reported).

Summary Statistics:	
Mean	41.1
Std Dev	7.4
Median	B+

Not Assessed:	
Male	10
Female	11
Gender X	0
Total	21

Total Enrolments incl. Not Assessed:	
Male	67
Female	99
Gender X	0
Total	166



Gender X data are not shown in the graph due to either (i) numbers are too low for a graph to be meaningful or (ii) there are no data.

LOTE Arabic

Graded Assessment 3 ORAL AND WRITTEN EXAMINATION 2022

Table of Grade Distribution by Gender

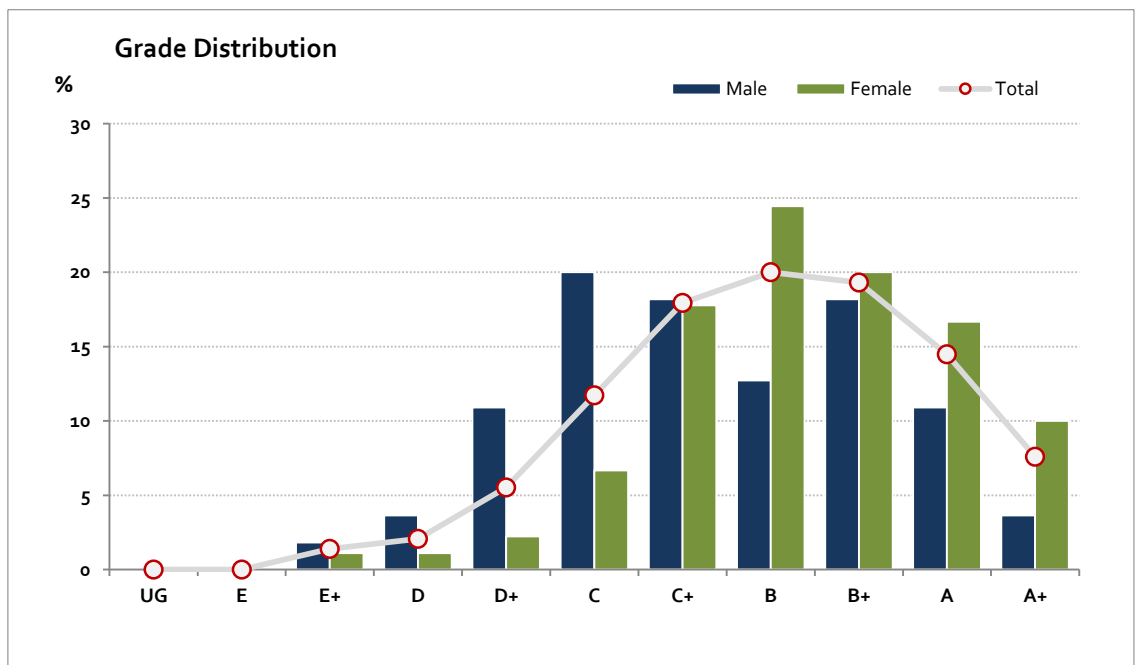
Grade	UG	E	E+	D	D+	C	C+	B	B+	A	A+	NR	Total	
Male	n	0	0	1	2	6	11	10	7	10	6	2	0	55
	%	0.0	0.0	1.8	3.6	10.9	20.0	18.2	12.7	18.2	10.9	3.6	0.0	100.0
Female	n	0	0	1	1	2	6	16	22	18	15	9	0	90
	%	0.0	0.0	1.1	1.1	2.2	6.7	17.8	24.4	20.0	16.7	10.0	0.0	100.0
Gender X	n	0	0	0	0	0	0	0	0	0	0	0	0	0
	%	0.0	0.0	0.0	0.0	0.0	0.0	0.0	0.0	0.0	0.0	0.0	0.0	0.0
Total	n	0	0	2	3	8	17	26	29	28	21	11	0	145
	%	0.0	0.0	1.4	2.1	5.5	11.7	17.9	20.0	19.3	14.5	7.6	0.0	100.0
Score Ranges		0-39	40-48	49-57	58-76	77-158	159-197	198-236	237-280	281-314	315-343	344-400	N/A	Max 400

For privacy reasons, a gender with less than 5 students assessed has been assigned to the category of NR (Not Reported).

Summary Statistics:	
Mean	253.9
Std Dev	70
Median	B

Not Assessed:	
Male	12
Female	9
Gender X	0
Total	21

Total Enrolments incl. Not Assessed:	
Male	67
Female	99
Gender X	0
Total	166



Gender X data are not shown in the graph due to either (i) numbers are too low for a graph to be meaningful or (ii) there are no data.