

LOTE Chinese Second Language Advanced

**Graded Assessment 1
COURSEWORK UNIT 3
2022**

Table of Grade Distribution by Gender

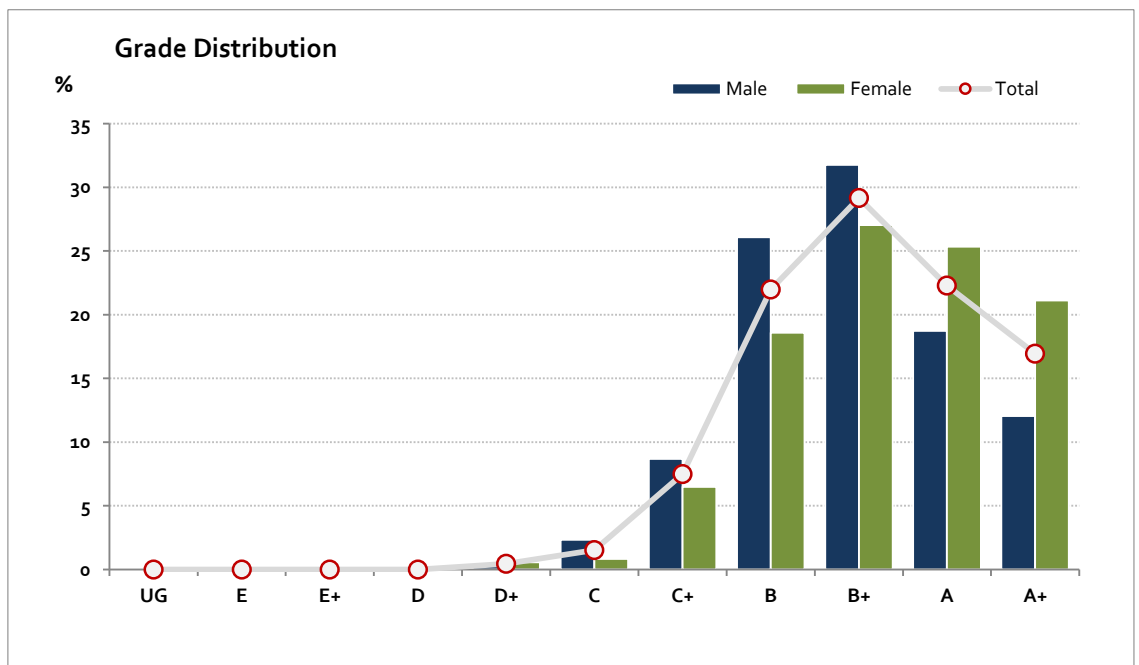
Grade		UG	E	E+	D	D+	C	C+	B	B+	A	A+	NR	Total
Male	n	0	0	0	0	1	7	26	78	95	56	36	0	299
	%	0.0	0.0	0.0	0.0	0.3	2.3	8.7	26.1	31.8	18.7	12.0	0.0	100.0
Female	n	0	0	0	0	2	3	23	66	96	90	75	0	355
	%	0.0	0.0	0.0	0.0	0.6	0.8	6.5	18.6	27.0	25.4	21.1	0.0	100.0
Gender X	n	0	0	0	0	0	0	0	0	0	0	0	1	1
	%	0.0	0.0	0.0	0.0	0.0	0.0	0.0	0.0	0.0	0.0	0.0	100.0	100.0
Total	n	0	0	0	0	3	10	49	144	191	146	111	1	655
	%	0.0	0.0	0.0	0.0	0.5	1.5	7.5	22.0	29.2	22.3	16.9	0.2	100.0
Score Ranges		0-4	5-9	10-14	15-16	17-18	19-26	27-32	33-38	39-43	44-46	47-50	N/A	Max 50

For privacy reasons, a gender with less than 5 students assessed has been assigned to the category of NR (Not Reported).

Summary Statistics:	
Mean	40.9
Std Dev	5.9
Median	B+

Not Assessed:	
Male	1
Female	6
Gender X	0
Total	7

Total Enrolments incl. Not Assessed:	
Male	300
Female	361
Gender X	1
Total	662



Gender X data are not shown in the graph due to either (i) numbers are too low for a graph to be meaningful or (ii) there are no data.

LOTE Chinese Second Language Advanced

Graded Assessment 2 COURSEWORK UNIT 4 2022

Table of Grade Distribution by Gender

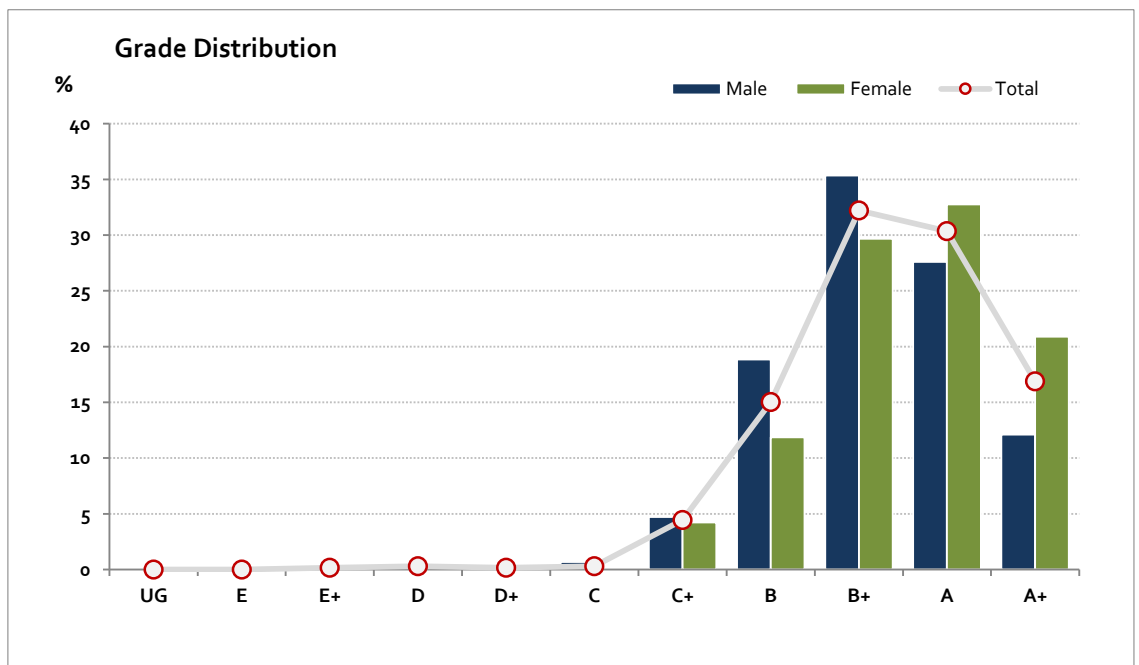
Grade		UG	E	E+	D	D+	C	C+	B	B+	A	A+	NR	Total
Male	n	0	0	1	1	0	2	14	56	105	82	36	0	297
	%	0.0	0.0	0.3	0.3	0.0	0.7	4.7	18.9	35.4	27.6	12.1	0.0	100.0
Female	n	0	0	0	1	1	0	15	42	105	116	74	0	354
	%	0.0	0.0	0.0	0.3	0.3	0.0	4.2	11.9	29.7	32.8	20.9	0.0	100.0
Gender X	n	0	0	0	0	0	0	0	0	0	0	0	1	1
	%	0.0	0.0	0.0	0.0	0.0	0.0	0.0	0.0	0.0	0.0	0.0	100.0	100.0
Total	n	0	0	1	2	1	2	29	98	210	198	110	1	652
	%	0.0	0.0	0.2	0.3	0.2	0.3	4.4	15.0	32.2	30.4	16.9	0.2	100.0
Score Ranges		0-2	3-4	5-9	10-14	15-19	20-24	25-30	31-36	37-42	43-46	47-50	N/A	Max 50

For privacy reasons, a gender with less than 5 students assessed has been assigned to the category of NR (Not Reported).

Summary Statistics:	
Mean	40.9
Std Dev	6.1
Median	B+

Not Assessed:	
Male	3
Female	7
Gender X	0
Total	10

Total Enrolments incl. Not Assessed:	
Male	300
Female	361
Gender X	1
Total	662



Gender X data are not shown in the graph due to either (i) numbers are too low for a graph to be meaningful or (ii) there are no data.

LOTE Chinese Second Language Advanced

Graded Assessment 3 ORAL AND WRITTEN EXAMINATION 2022

Table of Grade Distribution by Gender

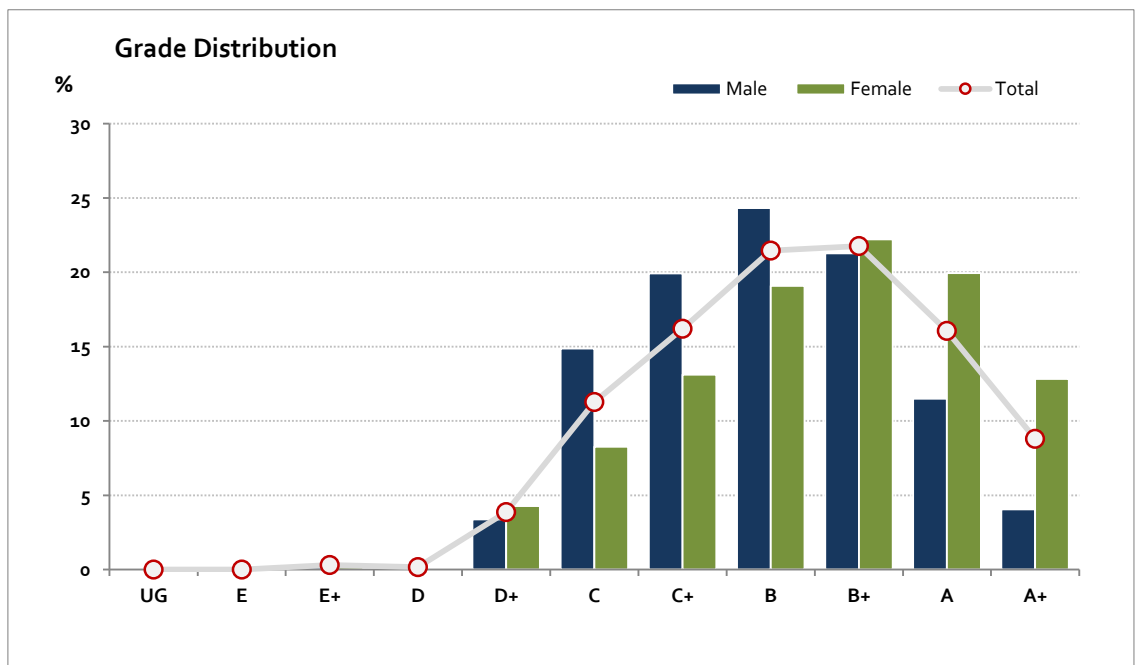
Grade		UG	E	E+	D	D+	C	C+	B	B+	A	A+	NR	Total
Male	n	0	0	1	1	10	44	59	72	63	34	12	0	296
	%	0.0	0.0	0.3	0.3	3.4	14.9	19.9	24.3	21.3	11.5	4.1	0.0	100.0
Female	n	0	0	1	0	15	29	46	67	78	70	45	0	351
	%	0.0	0.0	0.3	0.0	4.3	8.3	13.1	19.1	22.2	19.9	12.8	0.0	100.0
Gender X	n	0	0	0	0	0	0	0	0	0	0	0	1	1
	%	0.0	0.0	0.0	0.0	0.0	0.0	0.0	0.0	0.0	0.0	0.0	100.0	100.0
Total	n	0	0	2	1	25	73	105	139	141	104	57	1	648
	%	0.0	0.0	0.3	0.2	3.9	11.3	16.2	21.5	21.8	16.0	8.8	0.2	100.0
Score Ranges		0-39	40-79	80-88	89-117	118-173	174-222	223-254	255-278	279-302	303-321	322-400	N/A	Max 400

For privacy reasons, a gender with less than 5 students assessed has been assigned to the category of NR (Not Reported).

Summary Statistics:	
Mean	268.9
Std Dev	46.3
Median	B

Not Assessed:	
Male	4
Female	10
Gender X	0
Total	14

Total Enrolments incl. Not Assessed:	
Male	300
Female	361
Gender X	1
Total	662



Gender X data are not shown in the graph due to either (i) numbers are too low for a graph to be meaningful or (ii) there are no data.