

LOTE Chinese Second Language

Graded Assessment 1 COURSEWORK UNIT 3 2022

Table of Grade Distribution by Gender

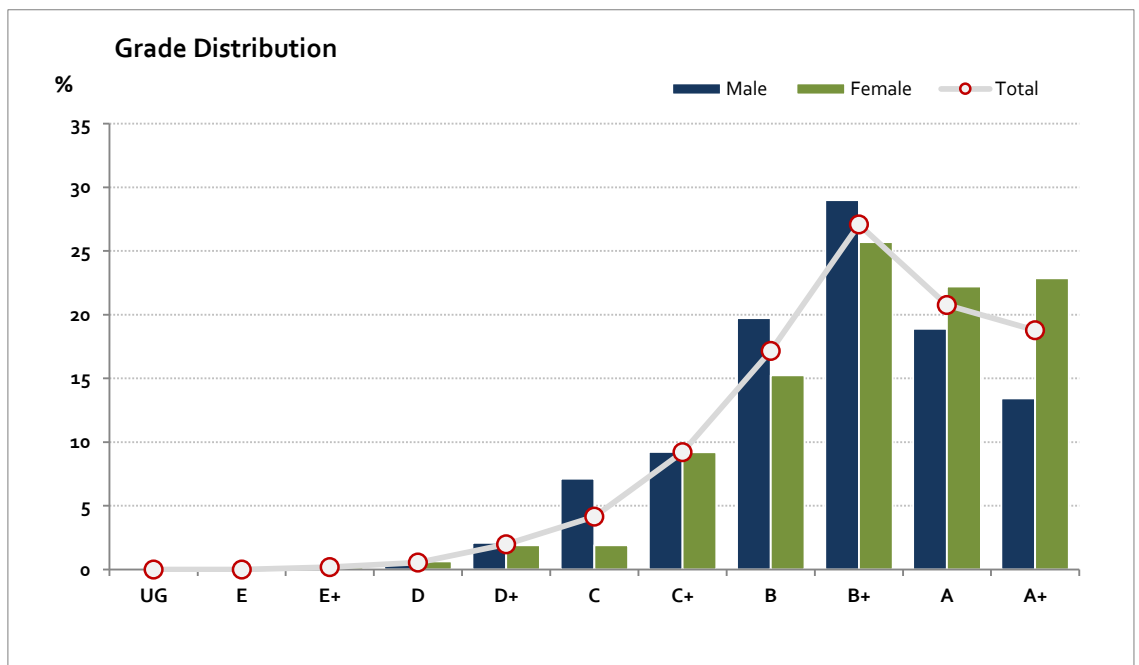
Grade		UG	E	E+	D	D+	C	C+	B	B+	A	A+	NR	Total
Male	n	0	0	0	1	5	17	22	47	69	45	32	0	238
	%	0.0	0.0	0.0	0.4	2.1	7.1	9.2	19.7	29.0	18.9	13.4	0.0	100.0
Female	n	0	0	1	2	6	6	29	48	81	70	72	0	315
	%	0.0	0.0	0.3	0.6	1.9	1.9	9.2	15.2	25.7	22.2	22.9	0.0	100.0
Gender X	n	0	0	0	0	0	0	0	0	0	0	0	1	1
	%	0.0	0.0	0.0	0.0	0.0	0.0	0.0	0.0	0.0	0.0	0.0	100.0	100.0
Total	n	0	0	1	3	11	23	51	95	150	115	104	1	554
	%	0.0	0.0	0.2	0.5	2.0	4.2	9.2	17.1	27.1	20.8	18.8	0.2	100.0
Score Ranges		0-4	5-9	10-14	15-19	20-25	26-28	29-31	32-36	37-42	43-45	46-50	N/A	Max 50

For privacy reasons, a gender with less than 5 students assessed has been assigned to the category of NR (Not Reported).

Summary Statistics:	
Mean	39.2
Std Dev	6.8
Median	B+

Not Assessed:	
Male	3
Female	6
Gender X	0
Total	9

Total Enrolments incl. Not Assessed:	
Male	241
Female	321
Gender X	1
Total	563



Gender X data are not shown in the graph due to either (i) numbers are too low for a graph to be meaningful or (ii) there are no data.

LOTE Chinese Second Language

Graded Assessment 2 COURSEWORK UNIT 4 2022

Table of Grade Distribution by Gender

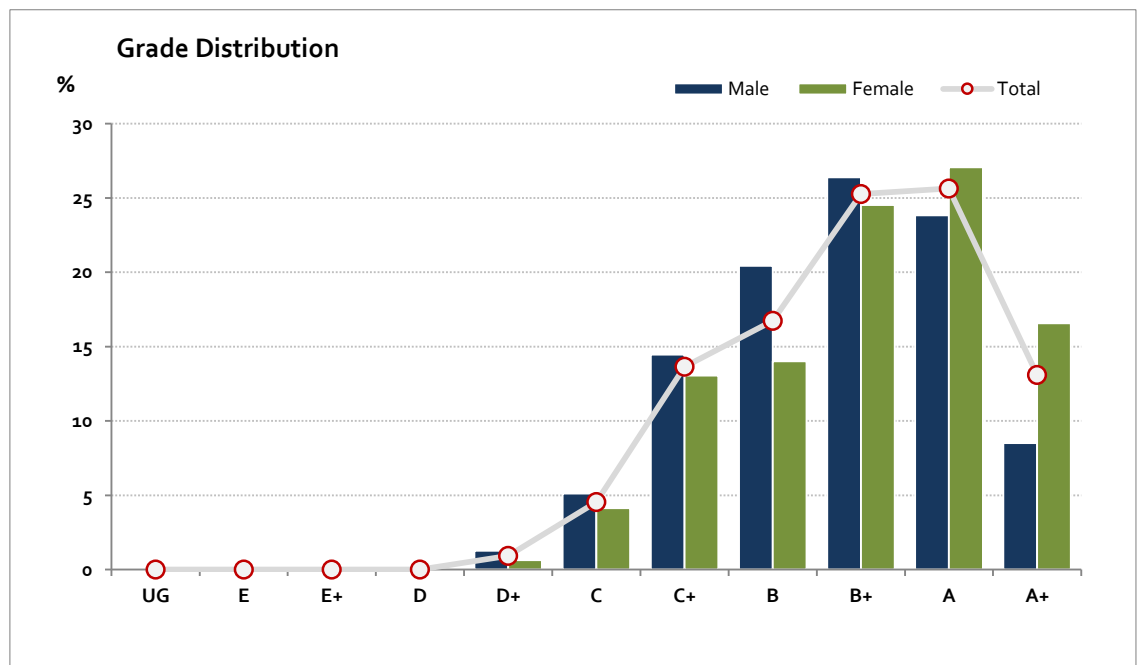
Grade		UG	E	E+	D	D+	C	C+	B	B+	A	A+	NR	Total
Male	n	0	0	0	0	3	12	34	48	62	56	20	0	235
	%	0.0	0.0	0.0	0.0	1.3	5.1	14.5	20.4	26.4	23.8	8.5	0.0	100.0
Female	n	0	0	0	0	2	13	41	44	77	85	52	0	314
	%	0.0	0.0	0.0	0.0	0.6	4.1	13.1	14.0	24.5	27.1	16.6	0.0	100.0
Gender X	n	0	0	0	0	0	0	0	0	0	0	0	1	1
	%	0.0	0.0	0.0	0.0	0.0	0.0	0.0	0.0	0.0	0.0	0.0	100.0	100.0
Total	n	0	0	0	0	5	25	75	92	139	141	72	1	550
	%	0.0	0.0	0.0	0.0	0.9	4.5	13.6	16.7	25.3	25.6	13.1	0.2	100.0
Score Ranges		0-4	5-9	10-14	15-19	20-21	22-26	27-31	32-36	37-42	43-46	47-50	N/A	Max 50

For privacy reasons, a gender with less than 5 students assessed has been assigned to the category of NR (Not Reported).

Summary Statistics:	
Mean	38.9
Std Dev	7
Median	B+

Not Assessed:	
Male	6
Female	7
Gender X	0
Total	13

Total Enrolments incl. Not Assessed:	
Male	241
Female	321
Gender X	1
Total	563



Gender X data are not shown in the graph due to either (i) numbers are too low for a graph to be meaningful or (ii) there are no data.

LOTE Chinese Second Language

Graded Assessment 3 ORAL AND WRITTEN EXAMINATION 2022

Table of Grade Distribution by Gender

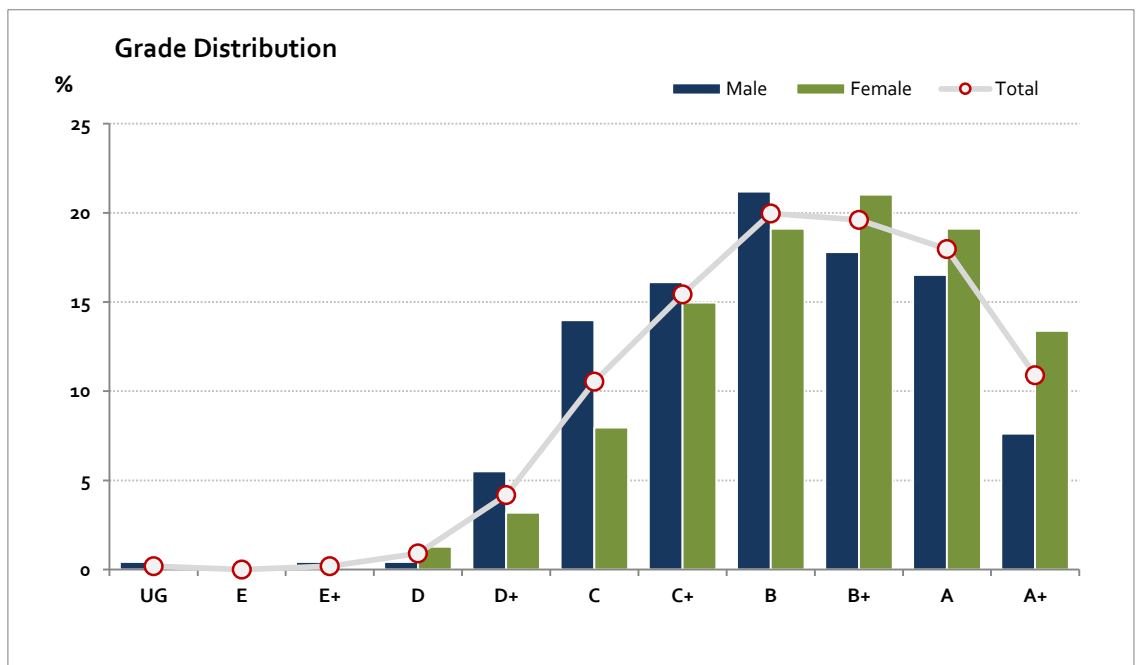
Grade	UG	E	E+	D	D+	C	C+	B	B+	A	A+	NR	Total	
Male	n	1	0	1	1	13	33	38	50	42	39	18	0	236
	%	0.4	0.0	0.4	0.4	5.5	14.0	16.1	21.2	17.8	16.5	7.6	0.0	100.0
Female	n	0	0	0	4	10	25	47	60	66	60	42	0	314
	%	0.0	0.0	0.0	1.3	3.2	8.0	15.0	19.1	21.0	19.1	13.4	0.0	100.0
Gender X	n	0	0	0	0	0	0	0	0	0	0	0	1	1
	%	0.0	0.0	0.0	0.0	0.0	0.0	0.0	0.0	0.0	0.0	0.0	100.0	100.0
Total	n	1	0	1	5	23	58	85	110	108	99	60	1	551
	%	0.2	0.0	0.2	0.9	4.2	10.5	15.4	20.0	19.6	18.0	10.9	0.2	100.0
Score Ranges		0-39	40-48	49-57	58-84	85-126	127-169	170-220	221-275	276-310	311-340	341-400	N/A	Max 400

For privacy reasons, a gender with less than 5 students assessed has been assigned to the category of NR (Not Reported).

Summary Statistics:	
Mean	256.3
Std Dev	74
Median	B

Not Assessed:	
Male	5
Female	7
Gender X	0
Total	12

Total Enrolments incl. Not Assessed:	
Male	241
Female	321
Gender X	1
Total	563



Gender X data are not shown in the graph due to either (i) numbers are too low for a graph to be meaningful or (ii) there are no data.