

LOTE German

Graded Assessment 1 COURSEWORK UNIT 3 2022

Table of Grade Distribution by Gender

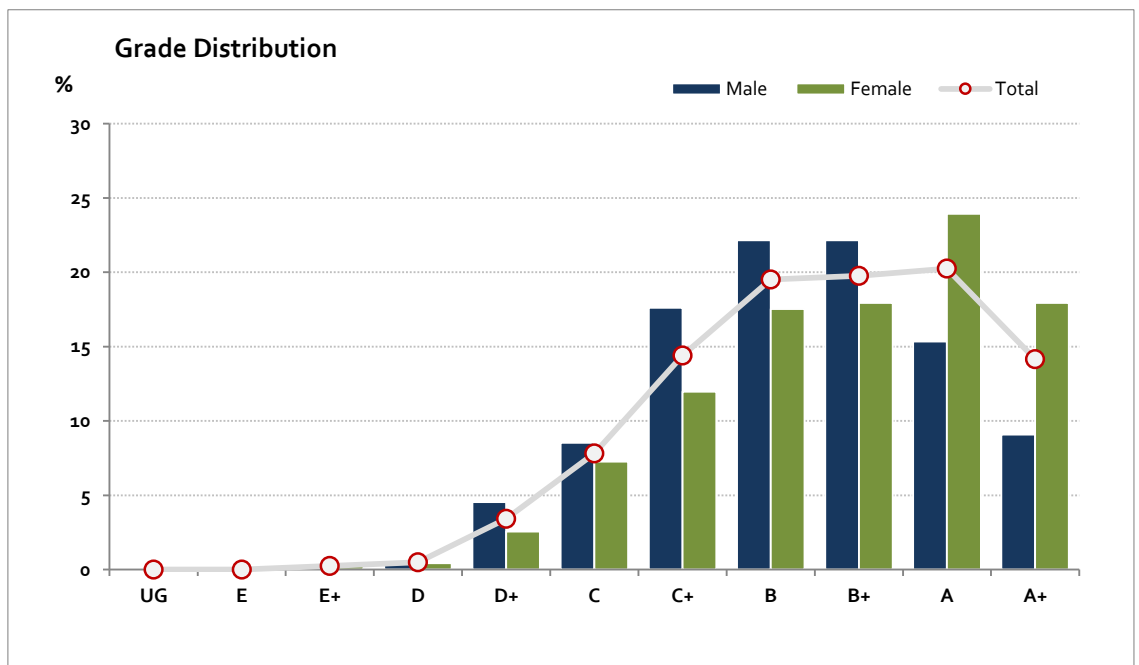
Grade		UG	E	E+	D	D+	C	C+	B	B+	A	A+	NR	Total
Male	n	0	0	0	1	8	15	31	39	39	27	16	0	176
	%	0.0	0.0	0.0	0.6	4.5	8.5	17.6	22.2	22.2	15.3	9.1	0.0	100.0
Female	n	0	0	1	1	6	17	28	41	42	56	42	0	234
	%	0.0	0.0	0.4	0.4	2.6	7.3	12.0	17.5	17.9	23.9	17.9	0.0	100.0
Gender X	n	0	0	0	0	0	0	0	0	0	0	0	0	0
	%	0.0	0.0	0.0	0.0	0.0	0.0	0.0	0.0	0.0	0.0	0.0	0.0	0.0
Total	n	0	0	1	2	14	32	59	80	81	83	58	0	410
	%	0.0	0.0	0.2	0.5	3.4	7.8	14.4	19.5	19.8	20.2	14.1	0.0	100.0
Score Ranges		0-4	5-9	10-14	15-19	20-22	23-26	27-30	31-35	36-40	41-45	46-50	N/A	Max 50

For privacy reasons, a gender with less than 5 students assessed has been assigned to the category of NR (Not Reported).

Summary Statistics:	
Mean	36.2
Std Dev	7.7
Median	B+

Not Assessed:	
Male	4
Female	3
Gender X	0
Total	7

Total Enrolments incl. Not Assessed:	
Male	180
Female	237
Gender X	0
Total	417



Gender X data are not shown in the graph due to either (i) numbers are too low for a graph to be meaningful or (ii) there are no data.

LOTE German

Graded Assessment 2 COURSEWORK UNIT 4 2022

Table of Grade Distribution by Gender

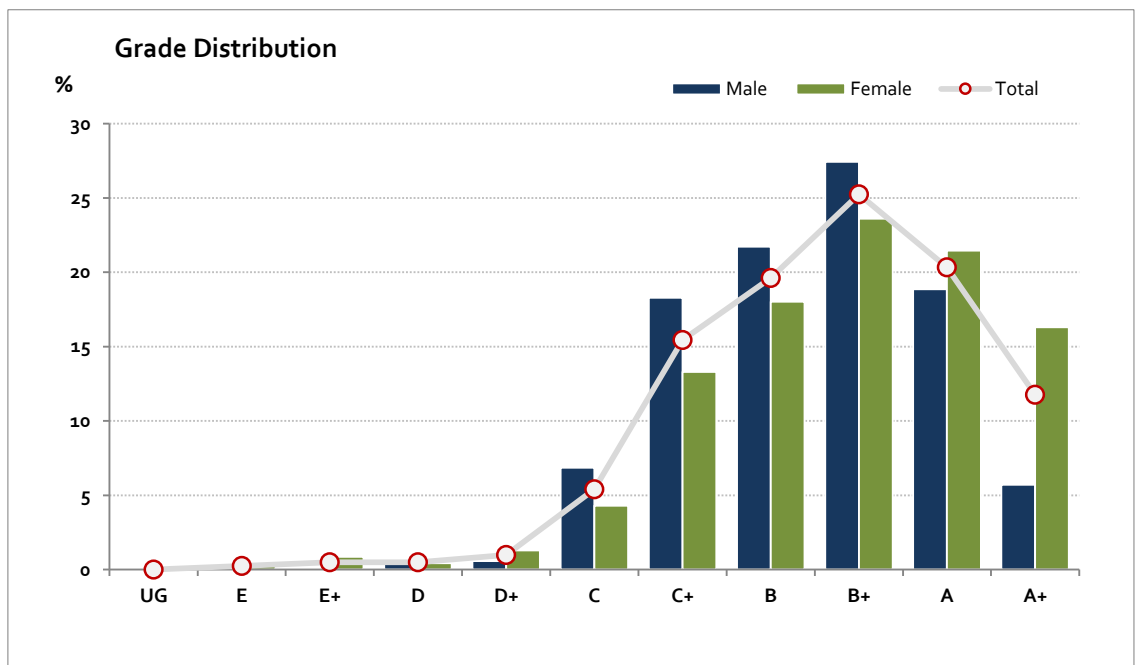
Grade	UG	E	E+	D	D+	C	C+	B	B+	A	A+	NR	Total	
Male	n	0	0	0	1	1	12	32	38	48	33	10	0	175
	%	0.0	0.0	0.0	0.6	0.6	6.9	18.3	21.7	27.4	18.9	5.7	0.0	100.0
Female	n	0	1	2	1	3	10	31	42	55	50	38	0	233
	%	0.0	0.4	0.9	0.4	1.3	4.3	13.3	18.0	23.6	21.5	16.3	0.0	100.0
Gender X	n	0	0	0	0	0	0	0	0	0	0	0	0	0
	%	0.0	0.0	0.0	0.0	0.0	0.0	0.0	0.0	0.0	0.0	0.0	0.0	0.0
Total	n	0	1	2	2	4	22	63	80	103	83	48	0	408
	%	0.0	0.2	0.5	0.5	1.0	5.4	15.4	19.6	25.2	20.3	11.8	0.0	100.0
Score Ranges		0-4	5-9	10-14	15-16	17-18	19-23	24-28	29-34	35-41	42-46	47-50	N/A	Max 50

For privacy reasons, a gender with less than 5 students assessed has been assigned to the category of NR (Not Reported).

Summary Statistics:	
Mean	35.9
Std Dev	8.5
Median	B+

Not Assessed:	
Male	5
Female	4
Gender X	0
Total	9

Total Enrolments incl. Not Assessed:	
Male	180
Female	237
Gender X	0
Total	417



Gender X data are not shown in the graph due to either (i) numbers are too low for a graph to be meaningful or (ii) there are no data.

LOTE German

Graded Assessment 3 ORAL AND WRITTEN EXAMINATION 2022

Table of Grade Distribution by Gender

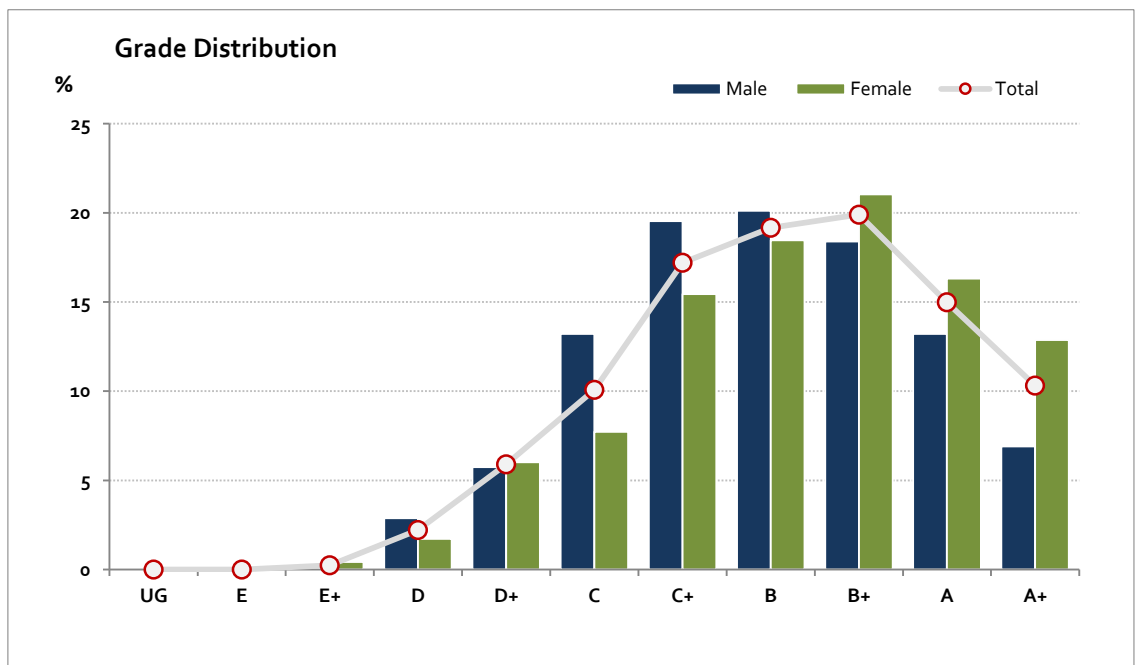
Grade	UG	E	E+	D	D+	C	C+	B	B+	A	A+	NR	Total	
Male	n	0	0	0	5	10	23	34	35	32	23	12	0	174
	%	0.0	0.0	0.0	2.9	5.7	13.2	19.5	20.1	18.4	13.2	6.9	0.0	100.0
Female	n	0	0	1	4	14	18	36	43	49	38	30	0	233
	%	0.0	0.0	0.4	1.7	6.0	7.7	15.5	18.5	21.0	16.3	12.9	0.0	100.0
Gender X	n	0	0	0	0	0	0	0	0	0	0	0	0	0
	%	0.0	0.0	0.0	0.0	0.0	0.0	0.0	0.0	0.0	0.0	0.0	0.0	0.0
Total	n	0	0	1	9	24	41	70	78	81	61	42	0	407
	%	0.0	0.0	0.2	2.2	5.9	10.1	17.2	19.2	19.9	15.0	10.3	0.0	100.0
Score Ranges		0-39	40-48	49-57	58-98	99-146	147-175	176-216	217-267	268-309	310-347	348-400	N/A	Max 400

For privacy reasons, a gender with less than 5 students assessed has been assigned to the category of NR (Not Reported).

Summary Statistics:	
Mean	249.4
Std Dev	74
Median	B

Not Assessed:	
Male	6
Female	4
Gender X	0
Total	10

Total Enrolments incl. Not Assessed:	
Male	180
Female	237
Gender X	0
Total	417



Gender X data are not shown in the graph due to either (i) numbers are too low for a graph to be meaningful or (ii) there are no data.