

LOTE Italian

Graded Assessment 1 COURSEWORK UNIT 3 2022

Table of Grade Distribution by Gender

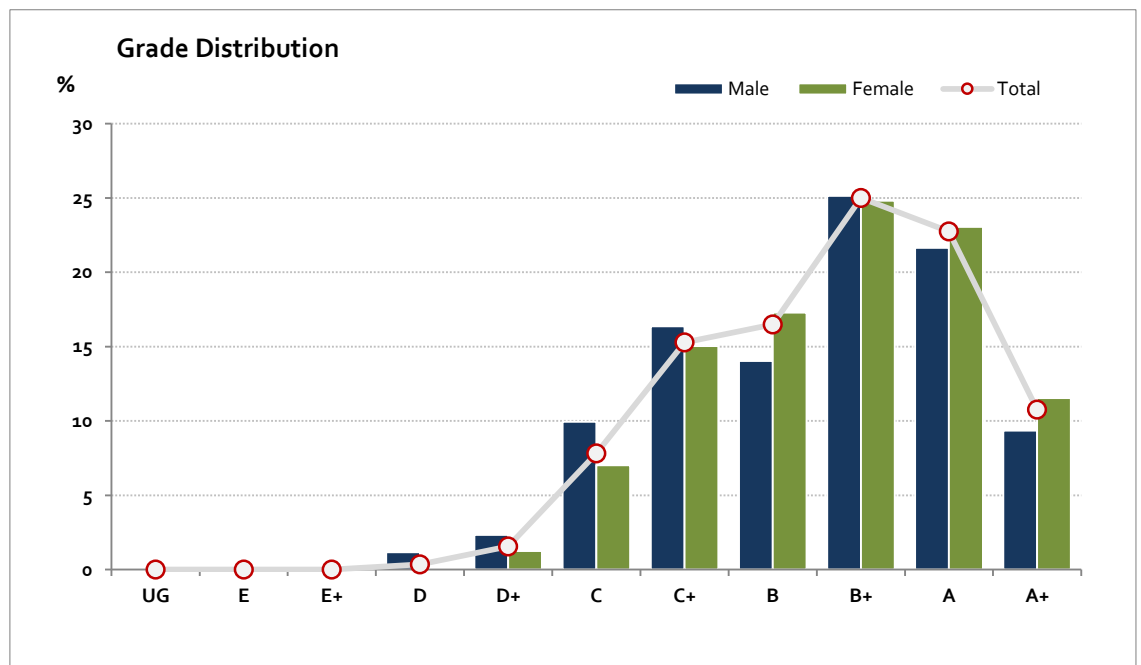
Grade		UG	E	E+	D	D+	C	C+	B	B+	A	A+	NR	Total
Male	n	0	0	0	2	4	17	28	24	43	37	16	0	171
	%	0.0	0.0	0.0	1.2	2.3	9.9	16.4	14.0	25.1	21.6	9.4	0.0	100.0
Female	n	0	0	0	0	5	28	60	69	99	92	46	0	399
	%	0.0	0.0	0.0	0.0	1.3	7.0	15.0	17.3	24.8	23.1	11.5	0.0	100.0
Gender X	n	0	0	0	0	0	0	0	2	2	2	0	0	6
	%	0.0	0.0	0.0	0.0	0.0	0.0	0.0	33.3	33.3	33.3	0.0	0.0	100.0
Total	n	0	0	0	2	9	45	88	95	144	131	62	0	576
	%	0.0	0.0	0.0	0.3	1.6	7.8	15.3	16.5	25.0	22.7	10.8	0.0	100.0
Score Ranges		0-4	5-9	10-14	15-19	20-22	23-27	28-31	32-34	35-39	40-45	46-50	N/A	Max 50

For privacy reasons, a gender with less than 5 students assessed has been assigned to the category of NR (Not Reported).

Summary Statistics:	
Mean	36.4
Std Dev	6.8
Median	B+

Not Assessed:	
Male	5
Female	12
Gender X	0
Total	17

Total Enrolments incl. Not Assessed:	
Male	176
Female	411
Gender X	6
Total	593



Gender X data are not shown in the graph due to either (i) numbers are too low for a graph to be meaningful or (ii) there are no data.

LOTE Italian

Graded Assessment 2 COURSEWORK UNIT 4 2022

Table of Grade Distribution by Gender

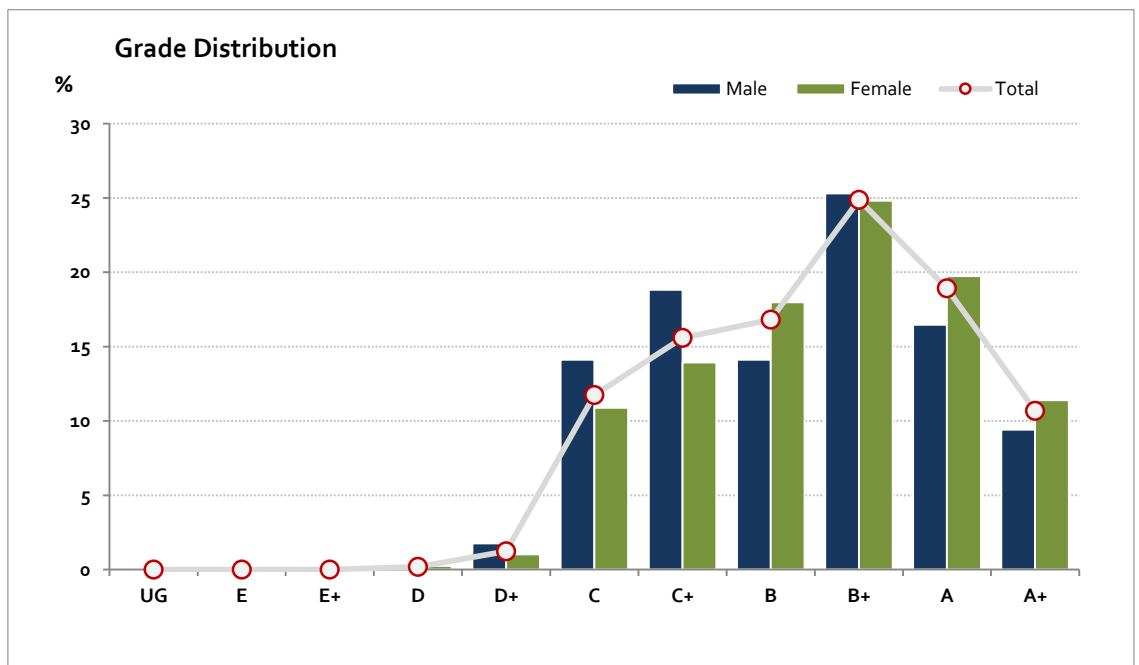
Grade		UG	E	E+	D	D+	C	C+	B	B+	A	A+	NR	Total
Male	n	0	0	0	0	3	24	32	24	43	28	16	0	170
	%	0.0	0.0	0.0	0.0	1.8	14.1	18.8	14.1	25.3	16.5	9.4	0.0	100.0
Female	n	0	0	0	1	4	43	55	71	98	78	45	0	395
	%	0.0	0.0	0.0	0.3	1.0	10.9	13.9	18.0	24.8	19.7	11.4	0.0	100.0
Gender X	n	0	0	0	0	0	0	2	1	1	2	0	0	6
	%	0.0	0.0	0.0	0.0	0.0	0.0	33.3	16.7	16.7	33.3	0.0	0.0	100.0
Total	n	0	0	0	1	7	67	89	96	142	108	61	0	571
	%	0.0	0.0	0.0	0.2	1.2	11.7	15.6	16.8	24.9	18.9	10.7	0.0	100.0
Score Ranges		0-4	5-9	10-14	15-19	20-23	24-29	30-32	33-35	36-40	41-45	46-50	N/A	Max 50

For privacy reasons, a gender with less than 5 students assessed has been assigned to the category of NR (Not Reported).

Summary Statistics:	
Mean	36.8
Std Dev	6.8
Median	B+

Not Assessed:	
Male	6
Female	16
Gender X	0
Total	22

Total Enrolments incl. Not Assessed:	
Male	176
Female	411
Gender X	6
Total	593



Gender X data are not shown in the graph due to either (i) numbers are too low for a graph to be meaningful or (ii) there are no data.

LOTE Italian

Graded Assessment 3 ORAL AND WRITTEN EXAMINATION 2022

Table of Grade Distribution by Gender

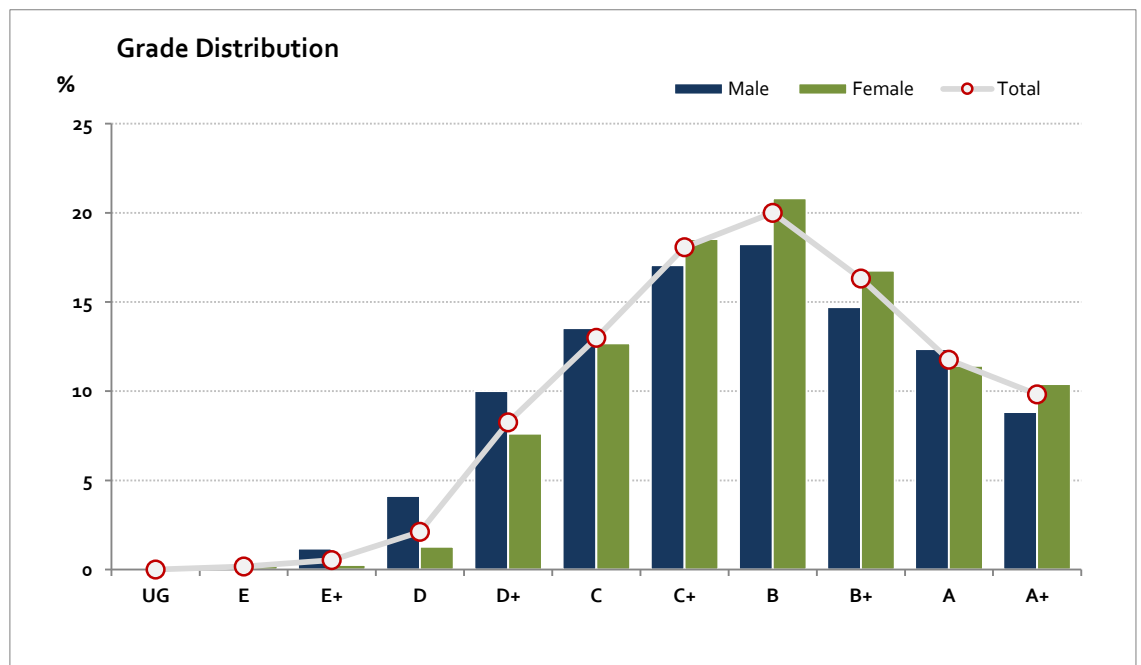
Grade	UG	E	E+	D	D+	C	C+	B	B+	A	A+	NR	Total	
Male	n	0	0	2	7	17	23	29	31	25	21	15	0	170
	%	0.0	0.0	1.2	4.1	10.0	13.5	17.1	18.2	14.7	12.4	8.8	0.0	100.0
Female	n	0	1	1	5	30	50	73	82	66	45	41	0	394
	%	0.0	0.3	0.3	1.3	7.6	12.7	18.5	20.8	16.8	11.4	10.4	0.0	100.0
Gender X	n	0	0	0	0	0	1	1	1	2	1	0	0	6
	%	0.0	0.0	0.0	0.0	0.0	16.7	16.7	16.7	33.3	16.7	0.0	0.0	100.0
Total	n	0	1	3	12	47	74	103	114	93	67	56	0	570
	%	0.0	0.2	0.5	2.1	8.2	13.0	18.1	20.0	16.3	11.8	9.8	0.0	100.0
Score Ranges		0-28	29-37	38-56	57-70	71-96	97-127	128-153	154-190	191-225	226-259	260-400	N/A	Max 400

For privacy reasons, a gender with less than 5 students assessed has been assigned to the category of NR (Not Reported).

Summary Statistics:	
Mean	173.7
Std Dev	62.7
Median	B

Not Assessed:	
Male	6
Female	17
Gender X	0
Total	23

Total Enrolments incl. Not Assessed:	
Male	176
Female	411
Gender X	6
Total	593



Gender X data are not shown in the graph due to either (i) numbers are too low for a graph to be meaningful or (ii) there are no data.