

## LOTE Japanese Second Language

### Graded Assessment 1 COURSEWORK UNIT 3 2022

Table of Grade Distribution by Gender

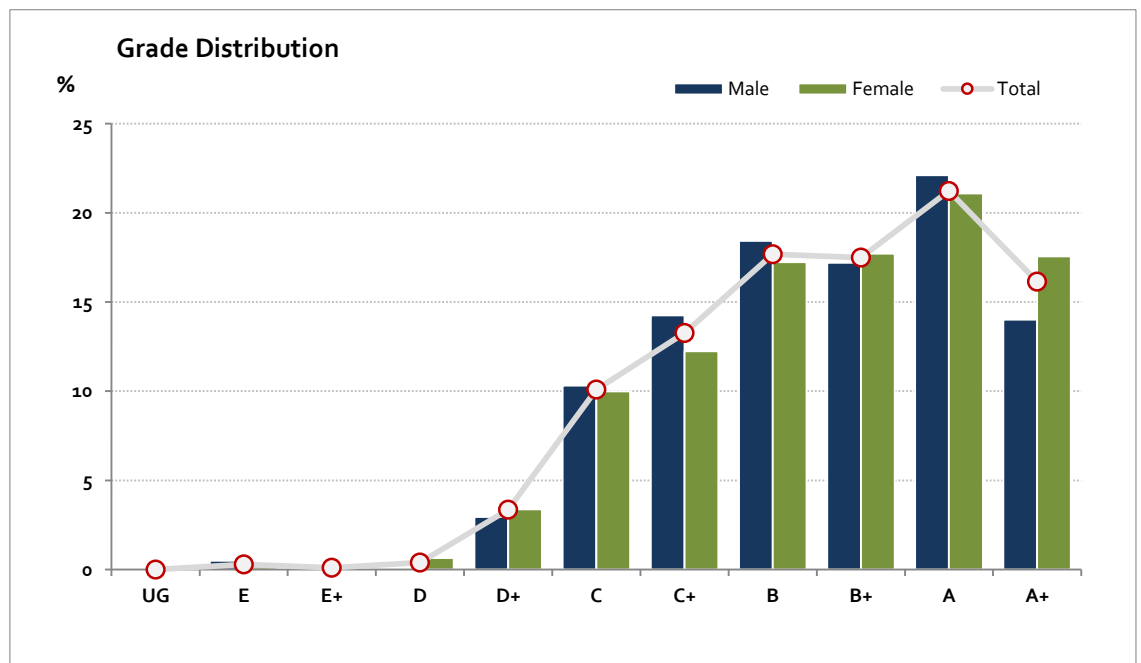
Grade		UG	E	E+	D	D+	C	C+	B	B+	A	A+	NR	Total
Male	n	0	2	1	0	12	42	58	75	70	90	57	0	407
	%	0.0	0.5	0.2	0.0	2.9	10.3	14.3	18.4	17.2	22.1	14.0	0.0	100.0
Female	n	0	1	0	4	21	62	76	107	110	131	109	0	621
	%	0.0	0.2	0.0	0.6	3.4	10.0	12.2	17.2	17.7	21.1	17.6	0.0	100.0
Gender X	n	0	0	0	0	2	1	4	2	2	0	2	0	13
	%	0.0	0.0	0.0	0.0	15.4	7.7	30.8	15.4	15.4	0.0	15.4	0.0	100.0
Total	n	0	3	1	4	35	105	138	184	182	221	168	0	1,041
	%	0.0	0.3	0.1	0.4	3.4	10.1	13.3	17.7	17.5	21.2	16.1	0.0	100.0
Score Ranges		0-4	5-6	7-8	9-14	15-24	25-28	29-31	32-35	36-39	40-45	46-50	N/A	Max 50

For privacy reasons, a gender with less than 5 students assessed has been assigned to the category of NR (Not Reported).

Summary Statistics:	
Mean	36.8
Std Dev	7.9
Median	B+

Not Assessed:	
Male	23
Female	16
Gender X	1
Total	40

Total Enrolments incl. Not Assessed:	
Male	430
Female	637
Gender X	14
Total	1,081



Gender X data are not shown in the graph due to either (i) numbers are too low for a graph to be meaningful or (ii) there are no data.

## LOTE Japanese Second Language

### Graded Assessment 2 COURSEWORK UNIT 4 2022

Table of Grade Distribution by Gender

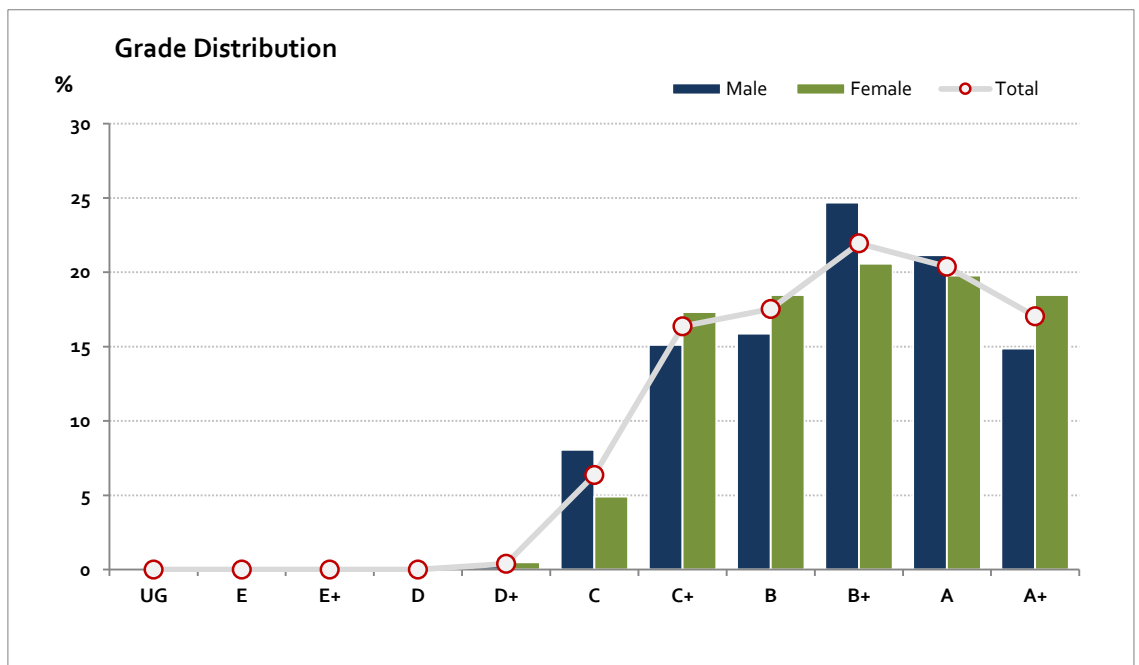
Grade		UG	E	E+	D	D+	C	C+	B	B+	A	A+	NR	Total
Male	n	0	0	0	0	1	32	60	63	98	84	59	0	397
	%	0.0	0.0	0.0	0.0	0.3	8.1	15.1	15.9	24.7	21.2	14.9	0.0	100.0
Female	n	0	0	0	0	3	30	106	113	126	121	113	0	612
	%	0.0	0.0	0.0	0.0	0.5	4.9	17.3	18.5	20.6	19.8	18.5	0.0	100.0
Gender X	n	0	0	0	0	0	3	1	3	0	3	2	0	12
	%	0.0	0.0	0.0	0.0	0.0	25.0	8.3	25.0	0.0	25.0	16.7	0.0	100.0
Total	n	0	0	0	0	4	65	167	179	224	208	174	0	1,021
	%	0.0	0.0	0.0	0.0	0.4	6.4	16.4	17.5	21.9	20.4	17.0	0.0	100.0
Score Ranges		0-2	3-4	5-5	6-6	7-9	10-25	26-30	31-34	35-39	40-45	46-50	N/A	Max 50

For privacy reasons, a gender with less than 5 students assessed has been assigned to the category of NR (Not Reported).

Summary Statistics:	
Mean	36.7
Std Dev	8
Median	B+

Not Assessed:	
Male	33
Female	25
Gender X	2
Total	60

Total Enrolments incl. Not Assessed:	
Male	430
Female	637
Gender X	14
Total	1,081



Gender X data are not shown in the graph due to either (i) numbers are too low for a graph to be meaningful or (ii) there are no data.

## LOTE Japanese Second Language

### Graded Assessment 3 ORAL AND WRITTEN EXAMINATION 2022

Table of Grade Distribution by Gender

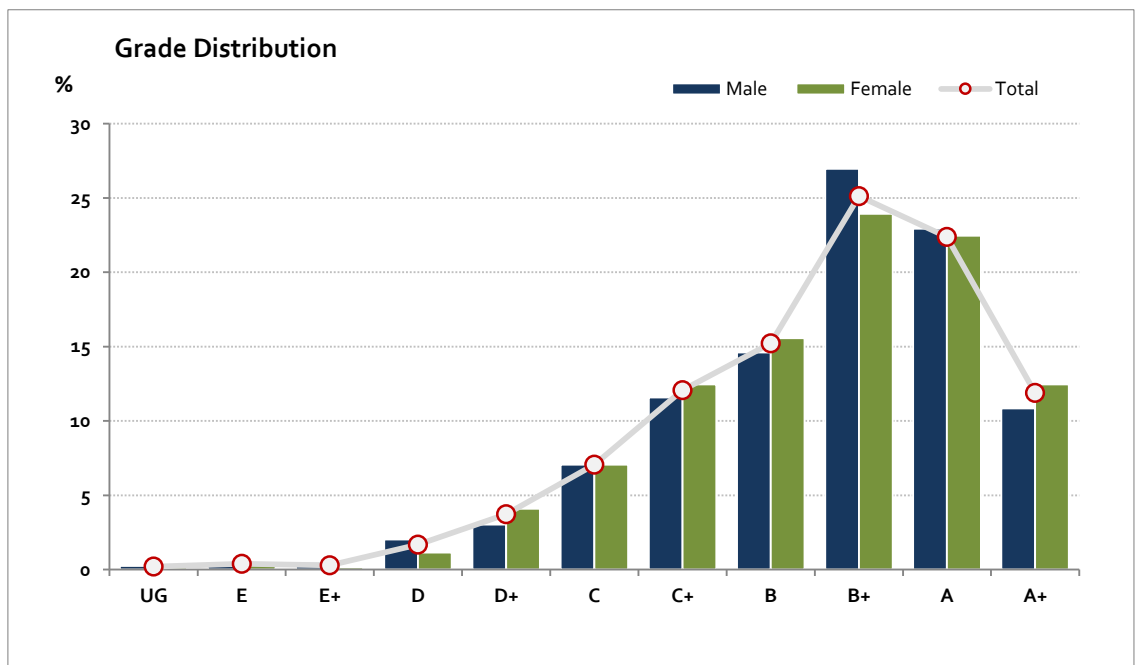
Grade		UG	E	E+	D	D+	C	C+	B	B+	A	A+	NR	Total
Male	n	1	1	2	8	12	28	46	58	107	91	43	0	397
	%	0.3	0.3	0.5	2.0	3.0	7.1	11.6	14.6	27.0	22.9	10.8	0.0	100.0
Female	n	1	3	1	7	25	43	76	95	146	137	76	0	610
	%	0.2	0.5	0.2	1.1	4.1	7.0	12.5	15.6	23.9	22.5	12.5	0.0	100.0
Gender X	n	0	0	0	2	1	1	1	2	3	0	2	0	12
	%	0.0	0.0	0.0	16.7	8.3	8.3	8.3	16.7	25.0	0.0	16.7	0.0	100.0
Total	n	2	4	3	17	38	72	123	155	256	228	121	0	1,019
	%	0.2	0.4	0.3	1.7	3.7	7.1	12.1	15.2	25.1	22.4	11.9	0.0	100.0
Score Ranges		0-13	14-22	23-38	39-66	67-88	89-114	115-140	141-176	177-235	236-307	308-400	N/A	Max 400

For privacy reasons, a gender with less than 5 students assessed has been assigned to the category of NR (Not Reported).

Summary Statistics:	
Mean	203.2
Std Dev	79.8
Median	B+

Not Assessed:	
Male	33
Female	27
Gender X	2
Total	62

Total Enrolments incl. Not Assessed:	
Male	430
Female	637
Gender X	14
Total	1,081



Gender X data are not shown in the graph due to either (i) numbers are too low for a graph to be meaningful or (ii) there are no data.