

LOTE Persian

Graded Assessment 1 COURSEWORK UNIT 3 2022

Table of Grade Distribution by Gender

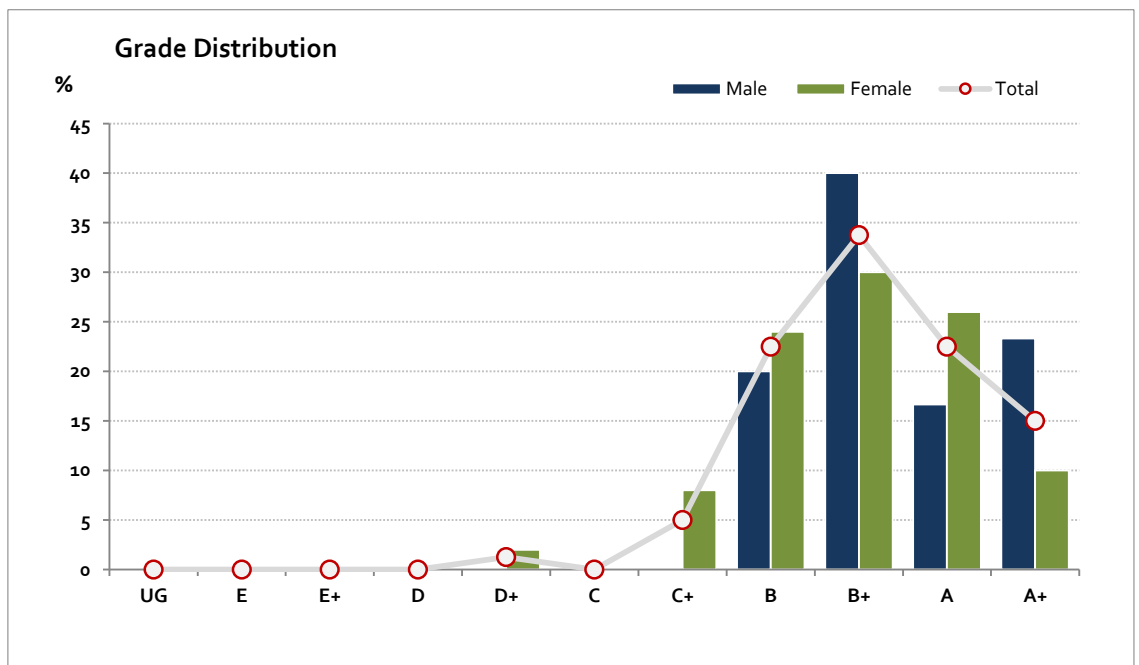
Grade	UG	E	E+	D	D+	C	C+	B	B+	A	A+	NR	Total
Male													
n	0	0	0	0	0	0	0	6	12	5	7	0	30
%	0.0	0.0	0.0	0.0	0.0	0.0	0.0	20.0	40.0	16.7	23.3	0.0	100.0
Female													
n	0	0	0	0	1	0	4	12	15	13	5	0	50
%	0.0	0.0	0.0	0.0	2.0	0.0	8.0	24.0	30.0	26.0	10.0	0.0	100.0
Gender X													
n	0	0	0	0	0	0	0	0	0	0	0	0	0
%	0.0	0.0	0.0	0.0	0.0	0.0	0.0	0.0	0.0	0.0	0.0	0.0	0.0
Total													
n	0	0	0	0	1	0	4	18	27	18	12	0	80
%	0.0	0.0	0.0	0.0	1.3	0.0	5.0	22.5	33.8	22.5	15.0	0.0	100.0
Score Ranges	0-4	5-9	10-14	15-19	20-24	25-26	27-30	31-40	41-44	45-47	48-50	N/A	Max 50

For privacy reasons, a gender with less than 5 students assessed has been assigned to the category of NR (Not Reported).

Summary Statistics:	
Mean	41.6
Std Dev	6
Median	B+

Not Assessed:	
Male	2
Female	3
Gender X	0
Total	5

Total Enrolments incl. Not Assessed:	
Male	32
Female	53
Gender X	0
Total	85



Gender X data are not shown in the graph due to either (i) numbers are too low for a graph to be meaningful or (ii) there are no data.

LOTE Persian

Graded Assessment 2 COURSEWORK UNIT 4 2022

Table of Grade Distribution by Gender

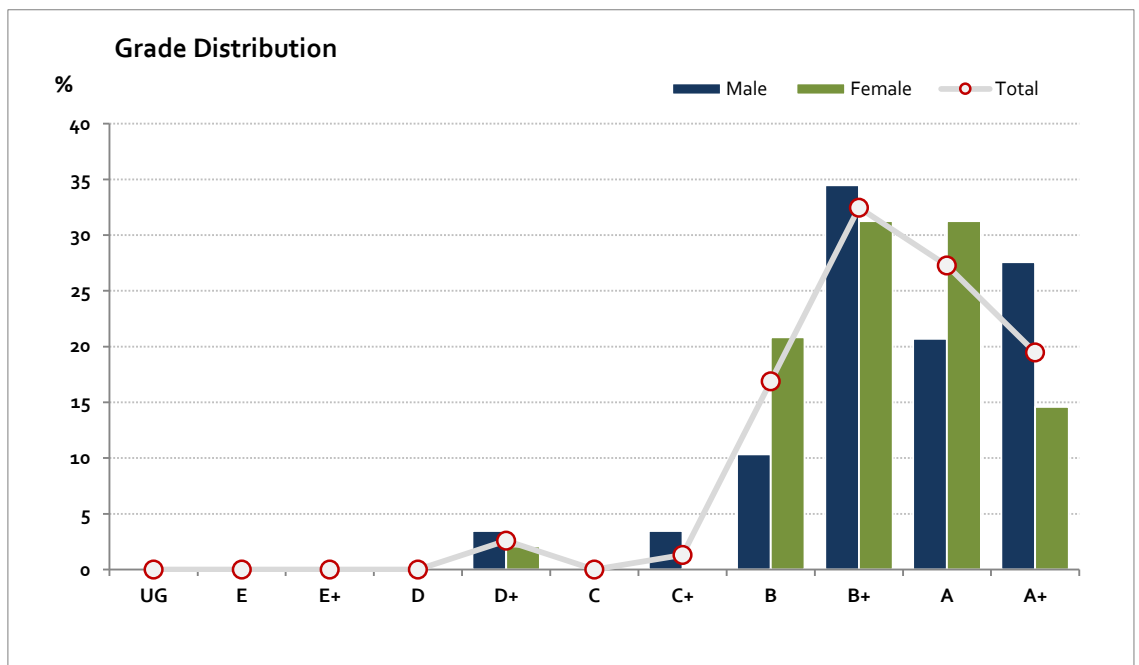
Grade	UG	E	E+	D	D+	C	C+	B	B+	A	A+	NR	Total
Male													
n	0	0	0	0	1	0	1	3	10	6	8	0	29
%	0.0	0.0	0.0	0.0	3.4	0.0	3.4	10.3	34.5	20.7	27.6	0.0	100.0
Female													
n	0	0	0	0	1	0	0	10	15	15	7	0	48
%	0.0	0.0	0.0	0.0	2.1	0.0	0.0	20.8	31.3	31.3	14.6	0.0	100.0
Gender X													
n	0	0	0	0	0	0	0	0	0	0	0	0	0
%	0.0	0.0	0.0	0.0	0.0	0.0	0.0	0.0	0.0	0.0	0.0	0.0	0.0
Total													
n	0	0	0	0	2	0	1	13	25	21	15	0	77
%	0.0	0.0	0.0	0.0	2.6	0.0	1.3	16.9	32.5	27.3	19.5	0.0	100.0
Score Ranges	0-4	5-9	10-14	15-19	20-24	25-29	30-31	32-37	38-44	45-48	49-50	N/A	Max 50

For privacy reasons, a gender with less than 5 students assessed has been assigned to the category of NR (Not Reported).

Summary Statistics:	
Mean	42.7
Std Dev	6.1
Median	B+

Not Assessed:	
Male	3
Female	5
Gender X	0
Total	8

Total Enrolments incl. Not Assessed:	
Male	32
Female	53
Gender X	0
Total	85



Gender X data are not shown in the graph due to either (i) numbers are too low for a graph to be meaningful or (ii) there are no data.

LOTE Persian

Graded Assessment 3 ORAL AND WRITTEN EXAMINATION 2022

Table of Grade Distribution by Gender

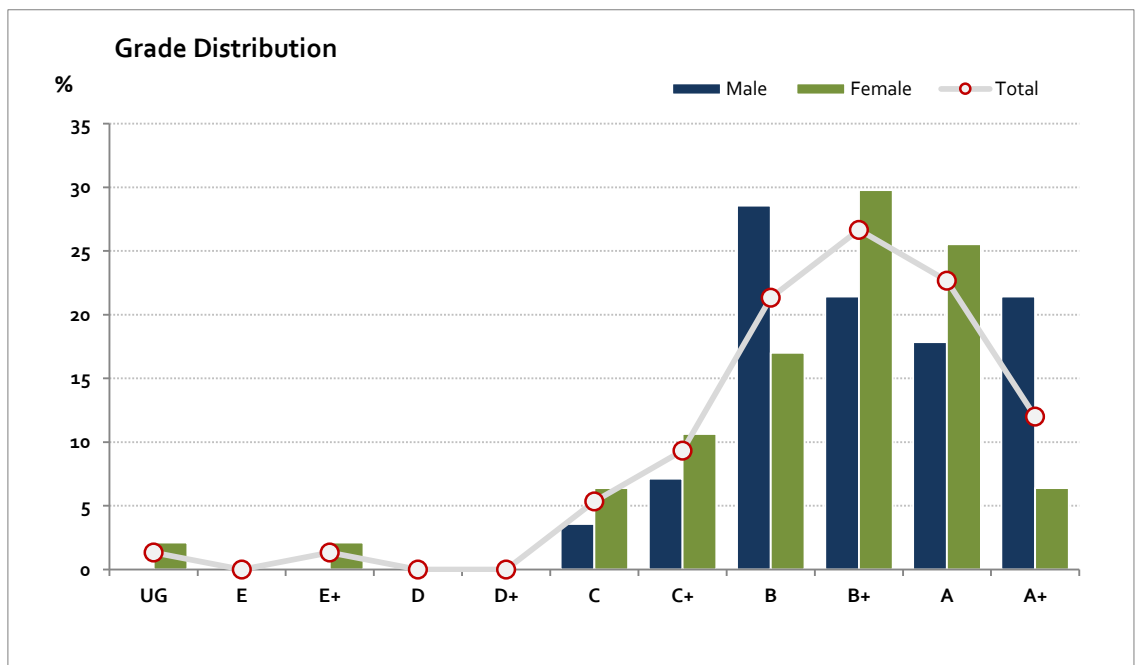
Grade	UG	E	E+	D	D+	C	C+	B	B+	A	A+	NR	Total
Male	n	0	0	0	0	1	2	8	6	5	6	0	28
	%	0.0	0.0	0.0	0.0	3.6	7.1	28.6	21.4	17.9	21.4	0.0	100.0
Female	n	1	0	1	0	3	5	8	14	12	3	0	47
	%	2.1	0.0	2.1	0.0	6.4	10.6	17.0	29.8	25.5	6.4	0.0	100.0
Gender X	n	0	0	0	0	0	0	0	0	0	0	0	0
	%	0.0	0.0	0.0	0.0	0.0	0.0	0.0	0.0	0.0	0.0	0.0	0.0
Total	n	1	0	1	0	4	7	16	20	17	9	0	75
	%	1.3	0.0	1.3	0.0	5.3	9.3	21.3	26.7	22.7	12.0	0.0	100.0
Score Ranges		0-39	40-79	80-88	89-97	98-106	107-194	195-256	257-280	281-323	324-354	355-400	Max 400

For privacy reasons, a gender with less than 5 students assessed has been assigned to the category of NR (Not Reported).

Summary Statistics:	
Mean	289.9
Std Dev	66.7
Median	B+

Not Assessed:	
Male	4
Female	6
Gender X	0
Total	10

Total Enrolments incl. Not Assessed:	
Male	32
Female	53
Gender X	0
Total	85



Gender X data are not shown in the graph due to either (i) numbers are too low for a graph to be meaningful or (ii) there are no data.