

## LOTE Vietnamese First Language

### Graded Assessment 1 COURSEWORK UNIT 3 2022

Table of Grade Distribution by Gender

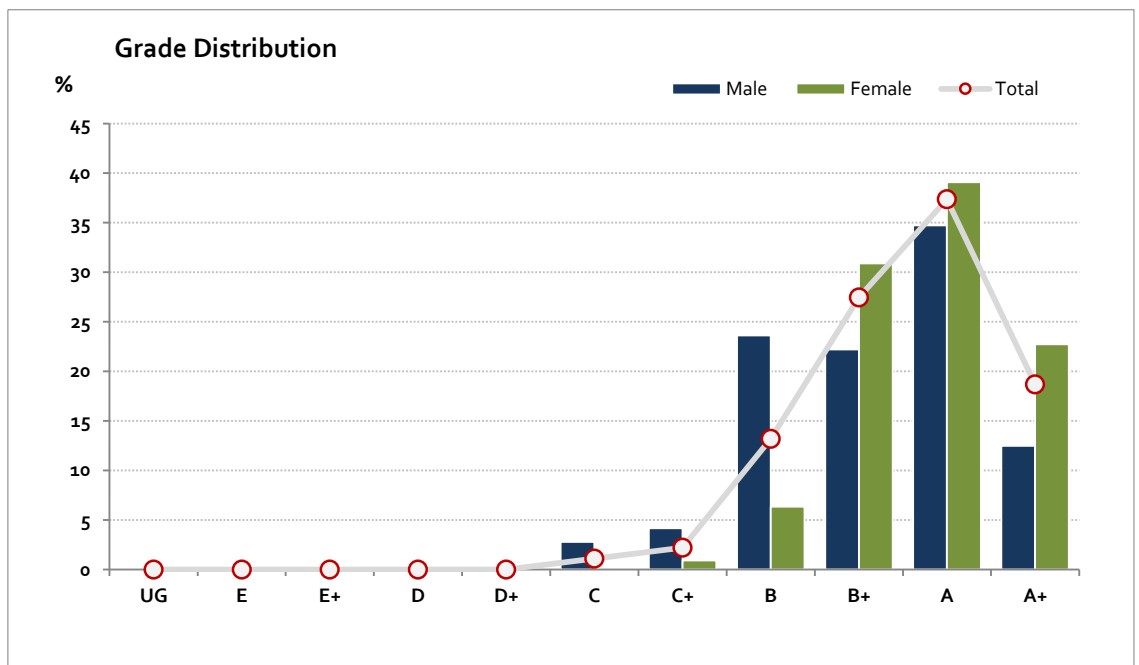
Grade		UG	E	E+	D	D+	C	C+	B	B+	A	A+	NR	Total
Male	n	0	0	0	0	0	2	3	17	16	25	9	0	72
	%	0.0	0.0	0.0	0.0	0.0	2.8	4.2	23.6	22.2	34.7	12.5	0.0	100.0
Female	n	0	0	0	0	0	0	1	7	34	43	25	0	110
	%	0.0	0.0	0.0	0.0	0.0	0.0	0.9	6.4	30.9	39.1	22.7	0.0	100.0
Gender X	n	0	0	0	0	0	0	0	0	0	0	0	0	0
	%	0.0	0.0	0.0	0.0	0.0	0.0	0.0	0.0	0.0	0.0	0.0	0.0	0.0
Total	n	0	0	0	0	0	2	4	24	50	68	34	0	182
	%	0.0	0.0	0.0	0.0	0.0	1.1	2.2	13.2	27.5	37.4	18.7	0.0	100.0
Score Ranges		0-4	5-9	10-14	15-19	20-21	22-23	24-25	26-31	32-38	39-46	47-50	N/A	Max 50

For privacy reasons, a gender with less than 5 students assessed has been assigned to the category of NR (Not Reported).

Summary Statistics:	
Mean	39.2
Std Dev	6.9
Median	A

Not Assessed:	
Male	5
Female	7
Gender X	0
Total	12

Total Enrolments incl. Not Assessed:	
Male	77
Female	117
Gender X	0
Total	194



Gender X data are not shown in the graph due to either (i) numbers are too low for a graph to be meaningful or (ii) there are no data.

## LOTE Vietnamese First Language

### Graded Assessment 2 COURSEWORK UNIT 4 2022

Table of Grade Distribution by Gender

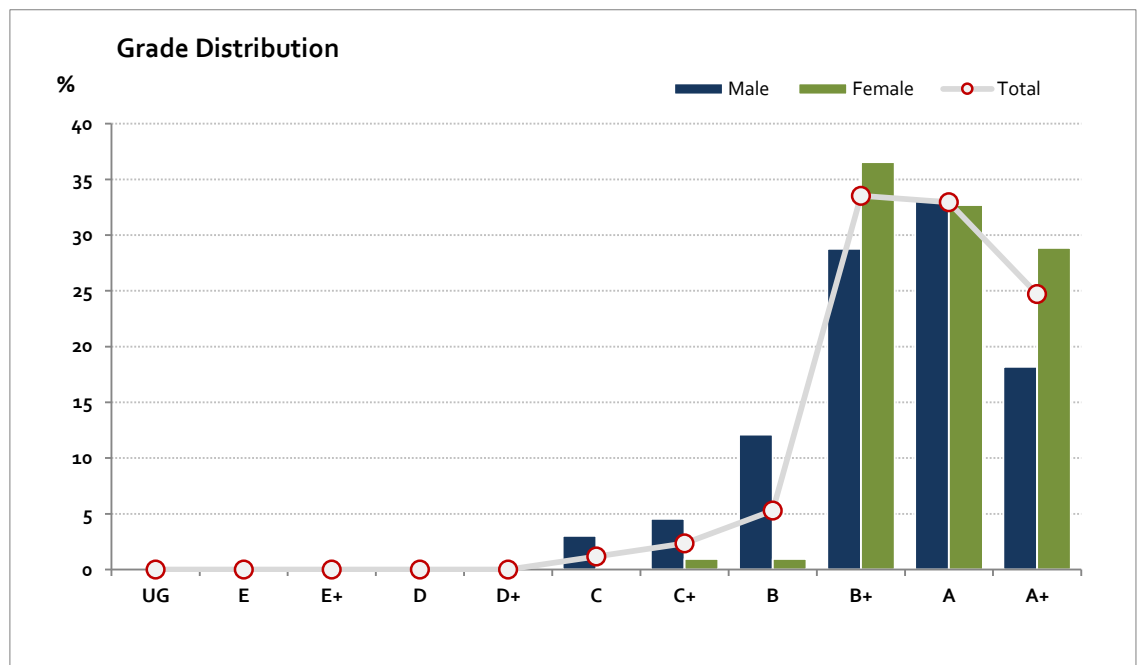
Grade		UG	E	E+	D	D+	C	C+	B	B+	A	A+	NR	Total
Male	n	0	0	0	0	0	2	3	8	19	22	12	0	66
	%	0.0	0.0	0.0	0.0	0.0	3.0	4.5	12.1	28.8	33.3	18.2	0.0	100.0
Female	n	0	0	0	0	0	0	1	1	38	34	30	0	104
	%	0.0	0.0	0.0	0.0	0.0	0.0	1.0	1.0	36.5	32.7	28.8	0.0	100.0
Gender X	n	0	0	0	0	0	0	0	0	0	0	0	0	0
	%	0.0	0.0	0.0	0.0	0.0	0.0	0.0	0.0	0.0	0.0	0.0	0.0	0.0
Total	n	0	0	0	0	0	2	4	9	57	56	42	0	170
	%	0.0	0.0	0.0	0.0	0.0	1.2	2.4	5.3	33.5	32.9	24.7	0.0	100.0
Score Ranges		0-2	3-4	5-9	10-14	15-19	20-24	25-26	27-29	30-38	39-45	46-50	N/A	Max 50

For privacy reasons, a gender with less than 5 students assessed has been assigned to the category of NR (Not Reported).

Summary Statistics:	
Mean	39.9
Std Dev	6.8
Median	A

Not Assessed:	
Male	11
Female	13
Gender X	0
Total	24

Total Enrolments incl. Not Assessed:	
Male	77
Female	117
Gender X	0
Total	194



Gender X data are not shown in the graph due to either (i) numbers are too low for a graph to be meaningful or (ii) there are no data.

## LOTE Vietnamese First Language

### Graded Assessment 3 ORAL AND WRITTEN EXAMINATION 2022

Table of Grade Distribution by Gender

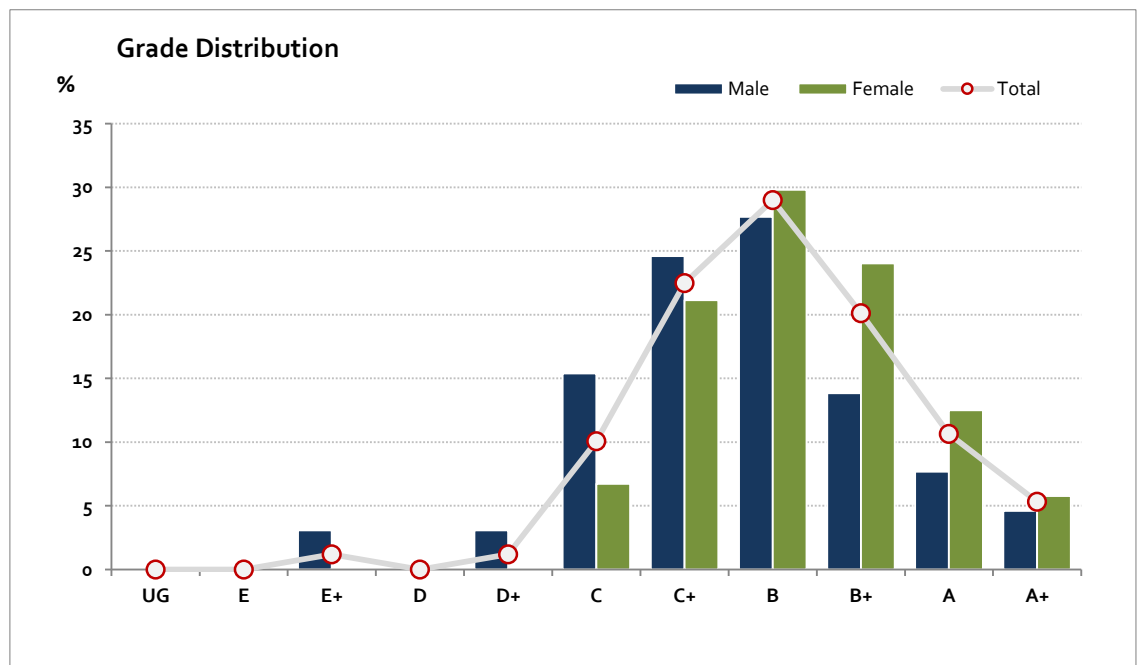
Grade		UG	E	E+	D	D+	C	C+	B	B+	A	A+	NR	Total
Male	n	0	0	2	0	2	10	16	18	9	5	3	0	65
	%	0.0	0.0	3.1	0.0	3.1	15.4	24.6	27.7	13.8	7.7	4.6	0.0	100.0
Female	n	0	0	0	0	0	7	22	31	25	13	6	0	104
	%	0.0	0.0	0.0	0.0	0.0	6.7	21.2	29.8	24.0	12.5	5.8	0.0	100.0
Gender X	n	0	0	0	0	0	0	0	0	0	0	0	0	0
	%	0.0	0.0	0.0	0.0	0.0	0.0	0.0	0.0	0.0	0.0	0.0	0.0	0.0
Total	n	0	0	2	0	2	17	38	49	34	18	9	0	169
	%	0.0	0.0	1.2	0.0	1.2	10.1	22.5	29.0	20.1	10.7	5.3	0.0	100.0
Score Ranges		0-9	10-19	20-24	25-29	30-34	35-121	122-138	139-156	157-168	169-179	180-200	N/A	Max 200

For privacy reasons, a gender with less than 5 students assessed has been assigned to the category of NR (Not Reported).

Summary Statistics:	
Mean	144.6
Std Dev	27.6
Median	B

Not Assessed:	
Male	12
Female	13
Gender X	0
Total	25

Total Enrolments incl. Not Assessed:	
Male	77
Female	117
Gender X	0
Total	194



Gender X data are not shown in the graph due to either (i) numbers are too low for a graph to be meaningful or (ii) there are no data.