

LOTE Vietnamese Second Language

Graded Assessment 1 COURSEWORK UNIT 3 2022

Table of Grade Distribution by Gender

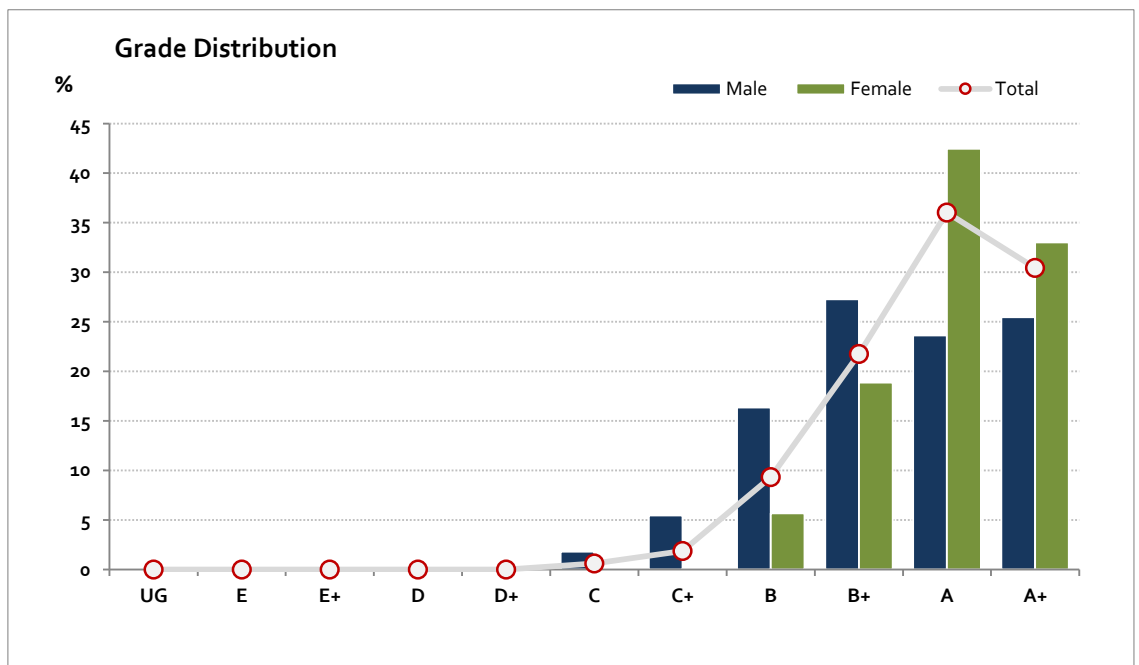
Grade		UG	E	E+	D	D+	C	C+	B	B+	A	A+	NR	Total
Male	n	0	0	0	0	0	1	3	9	15	13	14	0	55
	%	0.0	0.0	0.0	0.0	0.0	1.8	5.5	16.4	27.3	23.6	25.5	0.0	100.0
Female	n	0	0	0	0	0	0	0	6	20	45	35	0	106
	%	0.0	0.0	0.0	0.0	0.0	0.0	0.0	5.7	18.9	42.5	33.0	0.0	100.0
Gender X	n	0	0	0	0	0	0	0	0	0	0	0	0	0
	%	0.0	0.0	0.0	0.0	0.0	0.0	0.0	0.0	0.0	0.0	0.0	0.0	0.0
Total	n	0	0	0	0	0	1	3	15	35	58	49	0	161
	%	0.0	0.0	0.0	0.0	0.0	0.6	1.9	9.3	21.7	36.0	30.4	0.0	100.0
Score Ranges		0-4	5-9	10-14	15-19	20-24	25-29	30-31	32-35	36-39	40-45	46-50	N/A	Max 50

For privacy reasons, a gender with less than 5 students assessed has been assigned to the category of NR (Not Reported).

Summary Statistics:	
Mean	41.8
Std Dev	5.3
Median	A

Not Assessed:	
Male	1
Female	4
Gender X	0
Total	5

Total Enrolments incl. Not Assessed:	
Male	56
Female	110
Gender X	0
Total	166



Gender X data are not shown in the graph due to either (i) numbers are too low for a graph to be meaningful or (ii) there are no data.

LOTE Vietnamese Second Language

Graded Assessment 2 COURSEWORK UNIT 4 2022

Table of Grade Distribution by Gender

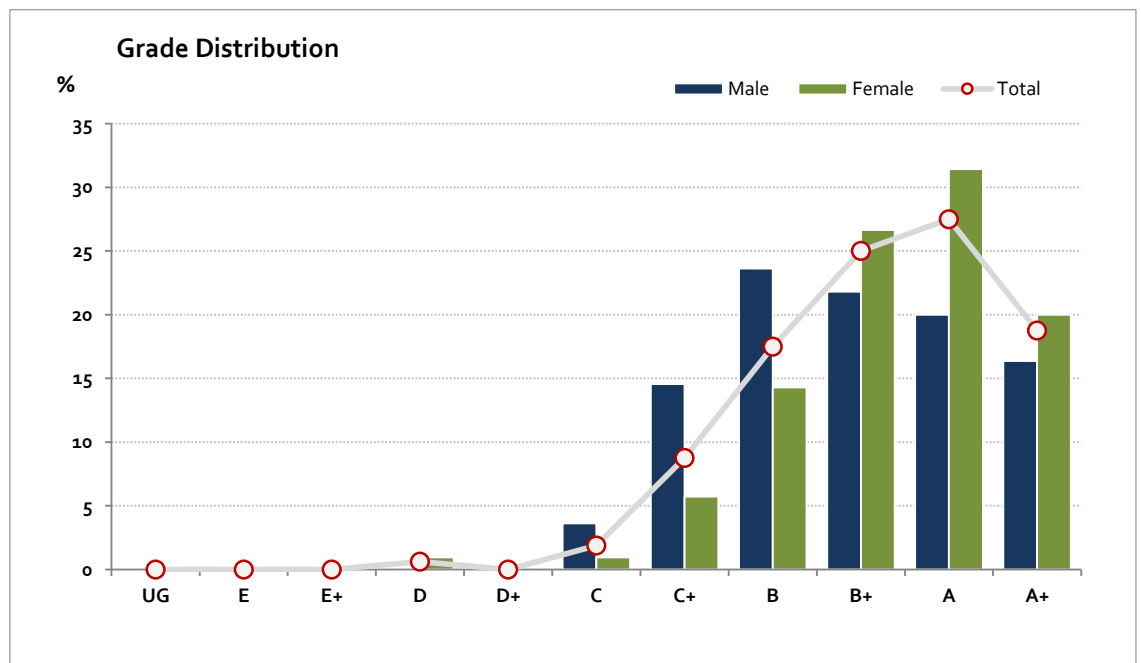
Grade		UG	E	E+	D	D+	C	C+	B	B+	A	A+	NR	Total
Male	n	0	0	0	0	0	2	8	13	12	11	9	0	55
	%	0.0	0.0	0.0	0.0	0.0	3.6	14.5	23.6	21.8	20.0	16.4	0.0	100.0
Female	n	0	0	0	1	0	1	6	15	28	33	21	0	105
	%	0.0	0.0	0.0	1.0	0.0	1.0	5.7	14.3	26.7	31.4	20.0	0.0	100.0
Gender X	n	0	0	0	0	0	0	0	0	0	0	0	0	0
	%	0.0	0.0	0.0	0.0	0.0	0.0	0.0	0.0	0.0	0.0	0.0	0.0	0.0
Total	n	0	0	0	1	0	3	14	28	40	44	30	0	160
	%	0.0	0.0	0.0	0.6	0.0	1.9	8.8	17.5	25.0	27.5	18.8	0.0	100.0
Score Ranges		0-4	5-9	10-14	15-19	20-24	25-28	29-33	34-38	39-42	43-47	48-50	N/A	Max 50

For privacy reasons, a gender with less than 5 students assessed has been assigned to the category of NR (Not Reported).

Summary Statistics:	
Mean	41.6
Std Dev	6.1
Median	B+

Not Assessed:	
Male	1
Female	5
Gender X	0
Total	6

Total Enrolments incl. Not Assessed:	
Male	56
Female	110
Gender X	0
Total	166



Gender X data are not shown in the graph due to either (i) numbers are too low for a graph to be meaningful or (ii) there are no data.

LOTE Vietnamese Second Language

Graded Assessment 3 ORAL AND WRITTEN EXAMINATION 2022

Table of Grade Distribution by Gender

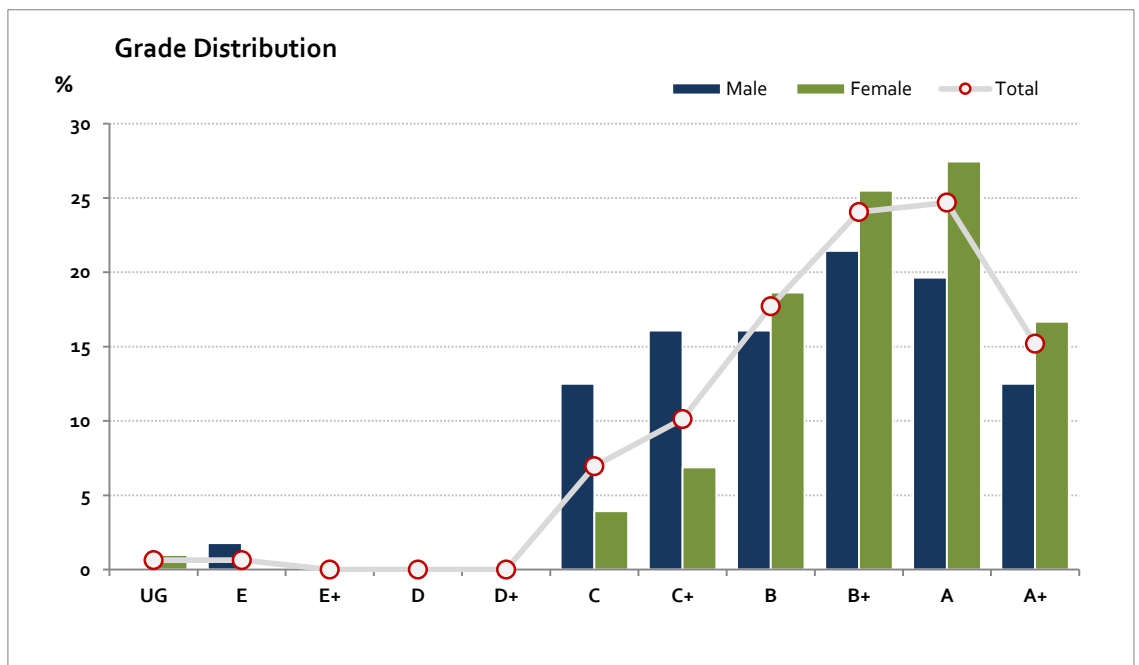
Grade	UG	E	E+	D	D+	C	C+	B	B+	A	A+	NR	Total	
Male	n	0	1	0	0	7	9	9	12	11	7	0	56	
	%	0.0	1.8	0.0	0.0	12.5	16.1	16.1	21.4	19.6	12.5	0.0	100.0	
Female	n	1	0	0	0	4	7	19	26	28	17	0	102	
	%	1.0	0.0	0.0	0.0	3.9	6.9	18.6	25.5	27.5	16.7	0.0	100.0	
Gender X	n	0	0	0	0	0	0	0	0	0	0	0	0	
	%	0.0	0.0	0.0	0.0	0.0	0.0	0.0	0.0	0.0	0.0	0.0	0.0	
Total	n	1	1	0	0	11	16	28	38	39	24	0	158	
	%	0.6	0.6	0.0	0.0	7.0	10.1	17.7	24.1	24.7	15.2	0.0	100.0	
Score Ranges		0-39	40-79	80-119	120-128	129-139	140-183	184-218	219-252	253-288	289-329	330-400	N/A	Max 400

For privacy reasons, a gender with less than 5 students assessed has been assigned to the category of NR (Not Reported).

Summary Statistics:	
Mean	270.7
Std Dev	61.8
Median	B+

Not Assessed:	
Male	0
Female	8
Gender X	0
Total	8

Total Enrolments incl. Not Assessed:	
Male	56
Female	110
Gender X	0
Total	166



Gender X data are not shown in the graph due to either (i) numbers are too low for a graph to be meaningful or (ii) there are no data.