

Specialist Mathematics

Graded Assessment 1 COURSEWORK UNIT 3/4 2022

Table of Grade Distribution by Gender

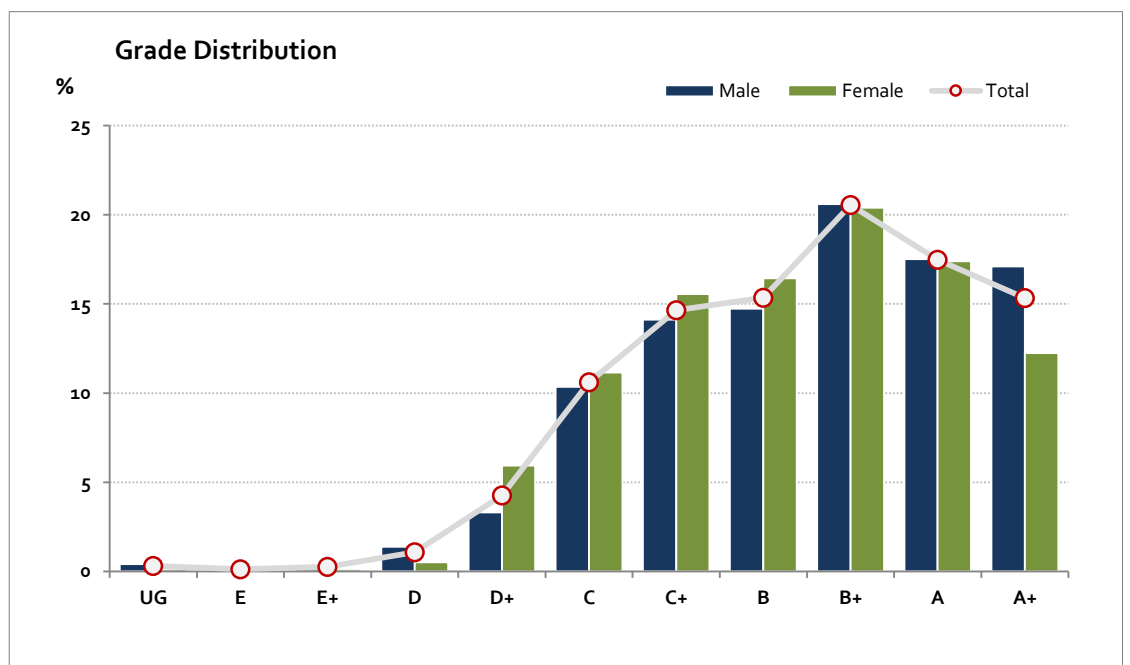
Grade		UG	E	E+	D	D+	C	C+	B	B+	A	A+	NR	Total
Male	n	10	3	8	34	81	253	345	360	503	428	418	0	2,443
	%	0.4	0.1	0.3	1.4	3.3	10.4	14.1	14.7	20.6	17.5	17.1	0.0	100.0
Female	n	2	1	2	7	81	152	212	224	278	237	167	0	1,363
	%	0.1	0.1	0.1	0.5	5.9	11.2	15.6	16.4	20.4	17.4	12.3	0.0	100.0
Gender X	n	0	1	0	0	1	0	2	2	3	2	0	0	11
	%	0.0	9.1	0.0	0.0	9.1	0.0	18.2	18.2	27.3	18.2	0.0	0.0	100.0
Total	n	12	5	10	41	163	405	559	586	784	667	585	0	3,817
	%	0.3	0.1	0.3	1.1	4.3	10.6	14.6	15.4	20.5	17.5	15.3	0.0	100.0
Score Ranges		0-9	10-12	13-17	18-26	27-36	37-48	49-58	59-67	68-78	79-88	89-100	N/A	Max 100

For privacy reasons, a gender with less than 5 students assessed has been assigned to the category of NR (Not Reported).

Summary Statistics:	
Mean	67.7
Std Dev	18.9
Median	B+

Not Assessed:	
Male	34
Female	28
Gender X	3
Total	65

Total Enrolments incl. Not Assessed:	
Male	2,477
Female	1,391
Gender X	14
Total	3,882



Gender X numbers are too low for a graph to be meaningful

The above 2022 information includes students from both the 2022 Victorian academic calendar year and the 2023 Northern Hemisphere Timetable (academic year from July to June). The NHT academic year results are subject to equating to ensure comparability with the results of the cohort assessed in the preceding calendar year.

Specialist Mathematics

Graded Assessment 2 WRITTEN EXAMINATION 1 2022

Table of Grade Distribution by Gender

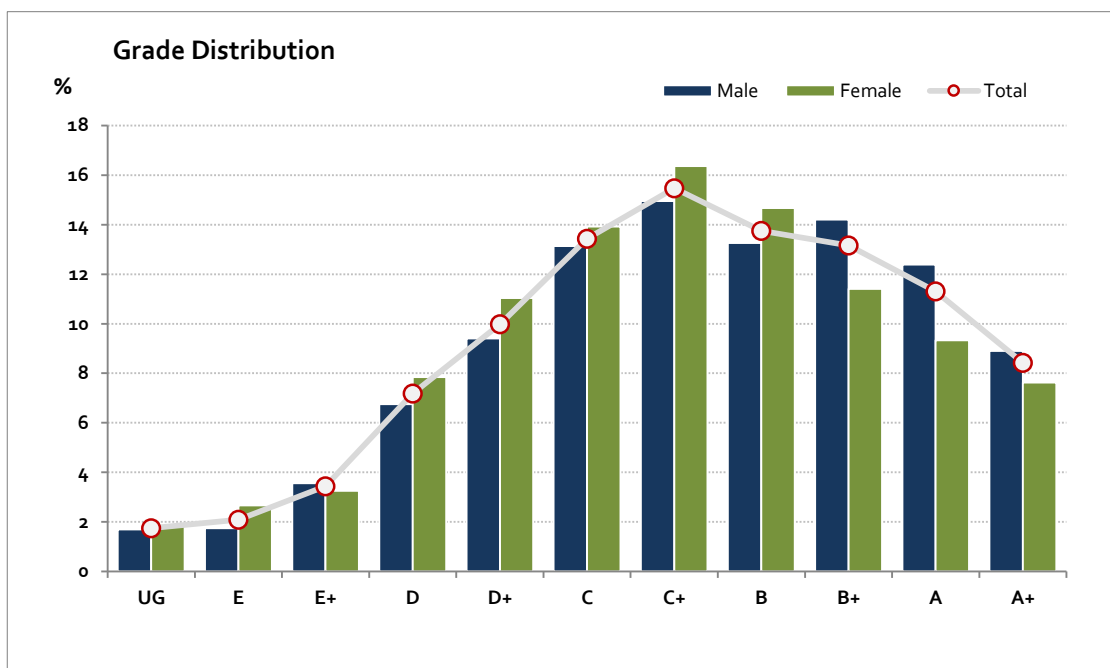
Grade		UG	E	E+	D	D+	C	C+	B	B+	A	A+	NR	Total
Male	n	41	42	86	163	227	317	361	320	343	299	215	0	2,414
	%	1.7	1.7	3.6	6.8	9.4	13.1	15.0	13.3	14.2	12.4	8.9	0.0	100.0
Female	n	25	36	44	106	149	188	221	198	154	126	103	0	1,350
	%	1.9	2.7	3.3	7.9	11.0	13.9	16.4	14.7	11.4	9.3	7.6	0.0	100.0
Gender X	n	0	1	0	2	1	2	2	1	0	2	0	0	11
	%	0.0	9.1	0.0	18.2	9.1	18.2	18.2	9.1	0.0	18.2	0.0	0.0	100.0
Total	n	66	79	130	271	377	507	584	519	497	427	318	0	3,775
	%	1.7	2.1	3.4	7.2	10.0	13.4	15.5	13.7	13.2	11.3	8.4	0.0	100.0
Score Ranges		0-3	4-7	8-12	13-21	22-31	32-42	43-53	54-61	62-69	70-75	76-80	N/A	Max 80

For privacy reasons, a gender with less than 5 students assessed has been assigned to the category of NR (Not Reported).

Summary Statistics:	
Mean	48.2
Std Dev	21.3
Median	C+

Not Assessed:	
Male	63
Female	41
Gender X	3
Total	107

Total Enrolments incl. Not Assessed:	
Male	2,477
Female	1,391
Gender X	14
Total	3,882



Gender X numbers are too low for a graph to be meaningful

The above 2022 information includes students from both the 2022 Victorian academic calendar year and the 2023 Northern Hemisphere Timetable (academic year from July to June). The NHT academic year results are subject to equating to ensure comparability with the results of the cohort assessed in the preceding calendar year.

Specialist Mathematics

Graded Assessment 3 WRITTEN EXAMINATION 2 2022

Table of Grade Distribution by Gender

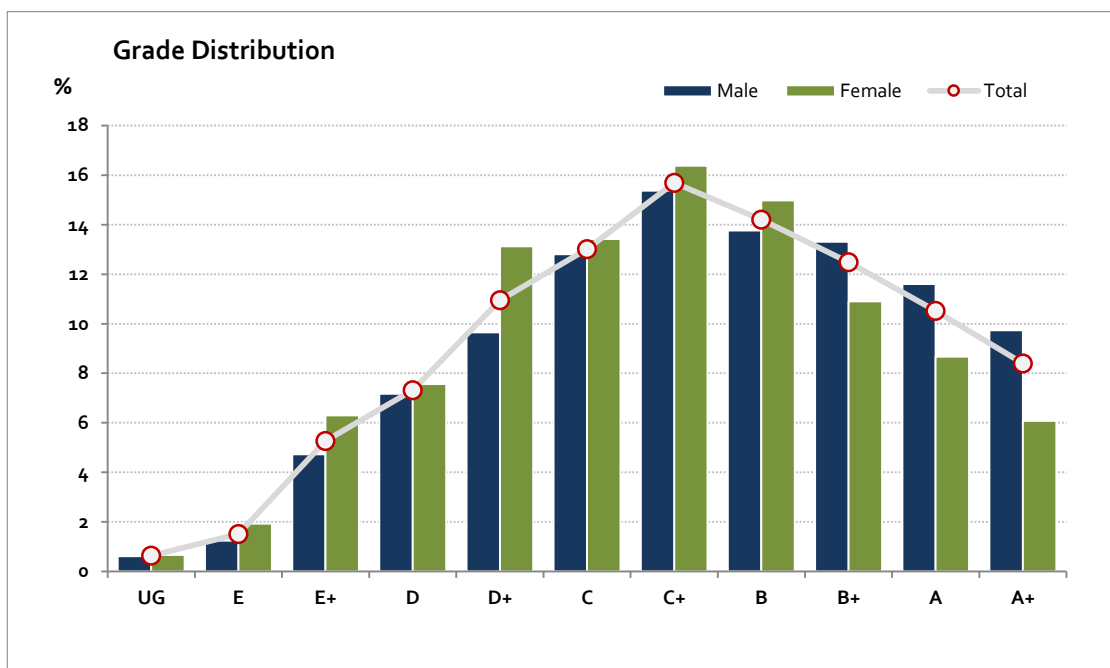
Grade		UG	E	E+	D	D+	C	C+	B	B+	A	A+	NR	Total
Male	n	15	30	114	173	233	309	371	332	321	280	235	0	2,413
	%	0.6	1.2	4.7	7.2	9.7	12.8	15.4	13.8	13.3	11.6	9.7	0.0	100.0
Female	n	9	26	85	102	177	181	221	202	147	117	82	0	1,349
	%	0.7	1.9	6.3	7.6	13.1	13.4	16.4	15.0	10.9	8.7	6.1	0.0	100.0
Gender X	n	0	1	0	1	3	1	0	2	3	0	0	0	11
	%	0.0	9.1	0.0	9.1	27.3	9.1	0.0	18.2	27.3	0.0	0.0	0.0	100.0
Total	n	24	57	199	276	413	491	592	536	471	397	317	0	3,773
	%	0.6	1.5	5.3	7.3	10.9	13.0	15.7	14.2	12.5	10.5	8.4	0.0	100.0
Score Ranges		0-13	14-21	22-37	38-51	52-66	67-81	82-99	100-114	115-129	130-142	143-160	N/A	Max 160

For privacy reasons, a gender with less than 5 students assessed has been assigned to the category of NR (Not Reported).

Summary Statistics:	
Mean	92.7
Std Dev	35.9
Median	C+

Not Assessed:	
Male	64
Female	42
Gender X	3
Total	109

Total Enrolments incl. Not Assessed:	
Male	2,477
Female	1,391
Gender X	14
Total	3,882



Gender X numbers are too low for a graph to be meaningful

The above 2022 information includes students from both the 2022 Victorian academic calendar year and the 2023 Northern Hemisphere Timetable (academic year from July to June). The NHT academic year results are subject to equating to ensure comparability with the results of the cohort assessed in the preceding calendar year.